



Club Health Assessment for District 324 A through December 2024

| | | | Status | Membership | | | | | | | Reports | | | | | Finance | | LCIF |
|-------------------------------|-----------------------------------|--------------|---|-----------------------------|-------------------|---------------------|----------------|---|----------------------------|--|-------------------------------------|------------------------------------|------------------------|---|--|-----------------|-----------------------------------|------|
| Club Number | Club Name | Charter Date | | Current Member Count | YTD Members Added | YTD Members Dropped | YTD Net Growth | YTD Net Growth% | Member Count 12 Months Ago | Avg. length of service for dropped members | Months Since Last MMR *** | Yrs. Since Last Officer Report | President Rotation | Vice President Reported **** | Months Since Last Activity Report *** | Account Balance | Donations for current Fiscal Year | |
| | | | Number of times on status quo within last two years | If below 15 members appears | | | | If net loss is greater than 20% appears | | | If no report in 3 months appears in | When more than one year appears in | Number of repeat terms | Notes the officers that do not have an active | If no report at 12 months appears in red | | | |
| Clubs less than two years old | | | | | | | | | | | | | | | | | | |
| 154662 | Devipattinam Passion | 06/12/2023 | Cancelled(8*) | 0 | 0 | 64 | -64 | -100.00% | 23 | 0 | 0 | | None | P,S,T,M,VP SC | 9 | 90+ Days | | |
| 172381 | KARIAPATTI PERFECT | 06/26/2024 | Active | 20 | 0 | 0 | 0 | 0.00% | 0 | | 3 | | 2 | M,VP,SC | 2 | | | |
| 154249 | Kariapatti Sethu Elite Passion | 04/24/2023 | Cancelled(8*) | 0 | 0 | 25 | -25 | -100.00% | 25 | 2 | 0 | 1 | None | P,S,T,M,VP SC | N/R | 90+ Days | | |
| 178610 | Karivalamvanthanallur | 09/13/2024 | Newly Chartered | 20 | 20 | 0 | 20 | 100.00% | 0 | | 3 | | | T,M,VP,SC | N/A | | | |
| 171568 | Karungal Kings | 05/10/2024 | Active(1) | 19 | 1 | 12 | -11 | -36.67% | 0 | 0 | 0 | | 2 | M,VP,SC | N/R | | | |
| 154335 | Karungal Passion | 05/08/2023 | Active | 16 | 0 | 2 | -2 | -11.11% | 21 | 2 | 0 | | | N | S,VP | N/R | | |
| 153657 | Kovilpatti Passion | 02/10/2023 | Active(1) | 24 | 0 | 0 | 0 | 0.00% | 21 | | 8 | 1 | None | P,S,T,M,VP SC | 11 | | | |
| Exc Award (06/30/2024) | | | | | | | | | | | | | | | | | | |
| 154356 | Meenakshiyapuram Amman Passion | 05/19/2023 | Active | 26 | 0 | 0 | 0 | 0.00% | 25 | | 6 | | | R | VP | 2 | | |
| Exc Award (06/30/2024) | | | | | | | | | | | | | | | | | | |
| 178150 | Mudukulathur Prakasham | 08/28/2024 | Active | 20 | 20 | 0 | 20 | 100.00% | 0 | | 4 | | | T,M,VP,SC | 3 | 90+ Days | | |
| 177324 | Nagercoil City Crown | 08/14/2024 | Active | 17 | 20 | 3 | 17 | 100.00% | 0 | 0 | 0 | | | M,VP,SC | 2 | 90+ Days | | |
| 177505 | Pandalkudi Prakasham | 08/12/2024 | Active | 20 | 20 | 0 | 20 | 100.00% | 0 | | 4 | | | T,M,VP,SC | 3 | | | |
| 172973 | PARAMAKUDI COTTON CITY | 07/05/2024 | Active | 22 | 22 | 0 | 22 | 100.00% | 0 | | 0 | | | N | T,M,VP,SC | 0 | \$420.00 | |
| 157424 | Pootteti Perfect Treasure Village | 02/19/2024 | Active | 20 | 0 | 0 | 0 | 0.00% | 0 | | 10 | | 2 | N | M,VP,SC | N/R | | |
| 155957 | Rajapalayam Perfect Kings | 09/08/2023 | Active | 58 | 7 | 6 | 1 | 1.75% | 59 | 1 | 0 | | | N | M,SC | 2 | | |
| 154616 | Ramanathapuram Achievers Passion | 06/02/2023 | Active(1) | 12 | 1 | 0 | 1 | 9.09% | 20 | | 5 | | | N | T,SC | 12 | | |
| 174211 | Rameswaram Prakasham | 07/09/2024 | Status Quo(1) | 6 | 21 | 15 | 6 | 100.00% | 0 | 0 | 1 | | | | M,VP,SC | 2 | 90+ Days | |
| 174729 | Sankarankovil Ambal | 07/11/2024 | Active | 20 | 20 | 0 | 20 | 100.00% | 0 | | 5 | | | | M,VP,SC | 2 | | |
| 178601 | Sankarankovil Prakasham | 09/13/2024 | Newly Chartered | 20 | 20 | 0 | 20 | 100.00% | 0 | | 3 | | | | T,M,VP,SC | N/A | | |
| 153769 | Sivakasi Passion | 02/27/2023 | Active(1) | 47 | 21 | 0 | 21 | 80.77% | 37 | | 4 | | | N | SC | 9 | | |
| Exc Award (06/30/2023) | | | | | | | | | | | | | | | | | | |
| 155831 | Sivakasi Perfect Kings | 09/08/2023 | Cancelled(8*) | 0 | 0 | 31 | -31 | -100.00% | 46 | 1 | 6 | 1 | None | P,S,T,M,VP SC | 15 | 90+ Days | | |



Club Health Assessment for District 324 A through December 2024

| | | | Status | Membership | | | | | | | Reports | | | | | Finance | LCIF | |
|-------------------------------|--|--------------|---|-----------------------------|-------------------|---------------------|----------------|---|----------------------------|--|-------------------------------------|------------------------------------|------------------------|---|--|-----------------|-----------------------------------|--|
| Club Number | Club Name | Charter Date | | Current Member Count | YTD Members Added | YTD Members Dropped | YTD Net Growth | YTD Net Growth% | Member Count 12 Months Ago | Avg. length of service for dropped members | Months Since Last MMR *** | Yrs. Since Last Officer Report | President Rotation | Vice President Reported **** | Months Since Last Activity Report *** | Account Balance | Donations for current Fiscal Year | |
| | | | Number of times on status quo within last two years | If below 15 members appears | | | | If net loss is greater than 20% appears | | | If no report in 3 months appears in | When more than one year appears in | Number of repeat terms | Notes the officers that do not have an active | If no report at 12 months appears in red | | | |
| 172097 | Tirunelveli Perfect Challengers | 06/12/2024 | Active | 19 | 0 | 2 | -2 | -9.52% | 0 | 1 | 0 | | 2 | M,VP,SC | N/A | 90+ Days | | |
| 155328 | Tirunelveli Perfect Gold | 07/28/2023 | Active | 24 | 0 | 0 | 0 | 0.00% | 24 | | 7 | | R | S,T,VP,SC | 2 | | \$17.97 | |
| 155330 | Tuticorin Kings | 07/21/2023 | Active | 61 | 33 | 4 | 29 | 90.63% | 36 | 1 | 0 | | N | | 1 | | | |
| 155078 | Tuticorin Korkai Perfect | 07/11/2023 | Active | 19 | 0 | 4 | -4 | -17.39% | 22 | 1 | 0 | | | M,VP,SC | 12 | | | |
| 155370 | Vadakkankulam Perfect | 07/28/2023 | Active | 15 | 0 | 1 | -1 | -6.25% | 18 | 1 | 0 | | | M,VP,SC | 2 | | | |
| 154829 | Vembakottai Passion | 06/20/2023 | Cancelled(8*) | 0 | 0 | 23 | -23 | -100.00% | 23 | 2 | 0 | | None | P,S,T,M,VP SC | N/R | | 90+ Days | |
| 153403 | Vickramasingapuram Passion | 01/05/2023 | Active(1) | 42 | 0 | 0 | 0 | 0.00% | 39 | | 7 | | N | S,VP | 1 | | | |
| 155331 | Virudhunagar Perfect Kings | 07/24/2023 | Active(1) | 26 | 0 | 0 | 0 | 0.00% | 26 | | 4 | | 2 | S,M,VP,SC | 5 | | | |
| Clubs more than two years old | | | | | | | | | | | | | | | | | | |
| 109036 | AKSHAYA CHATRAPATTI | 08/06/2010 | Active | 60 | 0 | 3 | -3 | -4.76% | 70 | 4 | 5 | | N | M,VP,SC | 2 | | | |
| | Exc Award (06/30/2020, 06/30/2023) | | | | | | | | | | | | | | | | | |
| 43948 | ALANGULAM | 05/31/1984 | Active | 64 | 0 | 0 | 0 | 0.00% | 59 | | 6 | | N | P,S,T,M,VP SC | 2 | | | |
| | Exc Award (06/30/2017, 06/30/2020, 06/30/2023) | | | | | | | | | | | | | | | | | |
| 139221 | Alangulam Pearl City | 07/26/2019 | Active | 24 | 0 | 0 | 0 | 0.00% | 24 | | 5 | | | T,M,VP,SC | 2 | \$17.97 | | |
| | Exc Award (06/30/2023) | | | | | | | | | | | | | | | | | |
| 31833 | AMBASAMUDRAM | 03/05/1976 | Active | 41 | 0 | 0 | 0 | 0.00% | 50 | | 6 | | N | T,SC | 0 | | | |
| | Exc Award (06/30/2020, 06/30/2023) | | | | | | | | | | | | | | | | | |
| 55851 | ANJUGRAMAM | 06/20/1994 | Active | 44 | 0 | 0 | 0 | 0.00% | 46 | | 7 | 1 | None | P,S,T,M,VP SC | 10 | | | |
| | Exc Award (06/30/2017, 06/30/2021) | | | | | | | | | | | | | | | | | |
| 55271 | ARALVAIMOZHY | 02/01/1994 | Active | 16 | 2 | 3 | -1 | -5.88% | 18 | 14 | 0 | | R | P,VP | 1 | | | |
| | Exc Award (06/30/2023) | | | | | | | | | | | | | | | | | |
| 50398 | ARUMANAI | 04/03/1990 | Active(2) | 13 | 0 | 0 | 0 | 0.00% | 13 | | 2 | | | R | SC | 5 | | |
| 64175 | ARUMUGANERI | 04/18/2001 | Active | 45 | 1 | 0 | 1 | 2.27% | 45 | | 2 | | | R | T,VP,SC | 0 | \$479.18 | |
| | Exc Award (06/30/2017, 06/30/2020, 06/30/2023) | | | | | | | | | | | | | | | | | |
| 26466 | ARUPPUKOTTAI | 01/24/1974 | Active(1) | 36 | 0 | 0 | 0 | 0.00% | 37 | | 4 | | | N | T,M,SC | 0 | \$35.94 | |
| | Exc Award (06/30/2020, 06/30/2023) | | | | | | | | | | | | | | | | | |
| 104663 | AZHAGAPPAPURAM | 02/10/2009 | Active | 23 | 2 | 0 | 2 | 9.52% | 21 | | 4 | | | P,S,M,VP,SC | 4 | | | |
| | Exc Award (06/30/2019) | | | | | | | | | | | | | | | | | |



Club Health Assessment for District 324 A through December 2024

| | | | Status | Membership | | | | | | | Reports | | | | | Finance | LCIF |
|-------------|---|--------------|---|-----------------------------|-------------------|---------------------|----------------|---|----------------------------|--|-------------------------------------|------------------------------------|------------------------|---|--|-----------------|-----------------------------------|
| Club Number | Club Name | Charter Date | | Current Member Count | YTD Members Added | YTD Members Dropped | YTD Net Growth | YTD Net Growth% | Member Count 12 Months Ago | Avg. length of service for dropped members | Months Since Last MMR *** | Yrs. Since Last Officer Report | President Rotation | Vice President Reported **** | Months Since Last Activity Report *** | Account Balance | Donations for current Fiscal Year |
| | | | Number of times on status quo within last two years | If below 15 members appears | | | | If net loss is greater than 20% appears | | | If no report in 3 months appears in | When more than one year appears in | Number of repeat terms | Notes the officers that do not have an active | If no report at 12 months appears in red | | |
| 51317 | BHOOTHAPANDI-THITTUVIAL AI Exc Award (06/30/2023) | 02/13/1991 | Active(1) | 23 | 0 | 0 | 0 | 0.00% | 23 | | 7 | | | R P,T | 21 | | |
| 111071 | CHERANMAHADEVI TOWN Exc Award (06/30/2020, 06/30/2022, 06/30/2023) | 05/13/2011 | Active(1) | 23 | 0 | 1 | -1 | -4.17% | 0 | 12 | 4 | | 2 | N M | 1 | | |
| 121763 | Colachel Port City Exc Award (06/30/2020, 06/30/2023) | 04/03/2014 | Cancelled(8*) | 0 | 0 | 28 | -28 | -100.00% | 28 | 8 | 13 | 1 | None | P,S,T,M,VP SC | 24+ | 90+ Days | |
| 140234 | Courtallam Aruvikal Nagar Pearls | 11/29/2019 | Active(1) | 17 | 0 | 0 | 0 | 0.00% | 18 | | 6 | | 2 | R S,M,VP,SC | 2 | | |
| 140556 | Courtallam Pearl City Exc Award (06/30/2023) | 12/19/2019 | Active | 23 | 0 | 0 | 0 | 0.00% | 24 | | 6 | | | N P,S,M,VP,SC | 19 | | |
| 97035 | COURTALLAM VICTORY Exc Award (06/30/2017, 06/30/2020, 06/30/2023) | 04/27/2006 | Active | 40 | 1 | 0 | 1 | 2.56% | 41 | | 5 | | | N | 0 | | \$53.91 |
| 63147 | EATHAMZHY CENTRAL Exc Award (06/30/2017, 06/30/2020) | 05/05/2000 | Active(1) | 19 | 1 | 0 | 1 | 5.56% | 18 | | 0 | | | T,VP,SC | 11 | | |
| 54483 | ELAYIRAMPANNAI Exc Award (06/30/2017, 06/30/2020, 06/30/2023) | 05/17/1993 | Active(1) | 35 | 2 | 2 | 0 | 0.00% | 36 | 1 | 0 | | | R S,M,VP,SC | 0 | 90+ Days | |
| 109378 | ERAL TOWN Exc Award (06/30/2020, 06/30/2023) | 09/29/2010 | Active(1) | 16 | 16 | 0 | 16 | 100.00% | 0 | | 1 | | 2 | R S,T,M,SC | 21 | | |
| 104911 | KADAYAM BHARATHY Exc Award (06/30/2020, 06/30/2023) | 03/06/2009 | Active(1) | 15 | 0 | 0 | 0 | 0.00% | 24 | | 7 | | | R T | 1 | | |
| 57066 | KADAYANALLUR Exc Award (06/30/2017, 06/30/2020, 06/30/2023) | 06/13/1995 | Active | 37 | 0 | 0 | 0 | 0.00% | 37 | | 5 | | | R T,M,VP | 2 | | |
| 54884 | KALIAKKAVILAI TOWN | 09/17/1993 | Cancelled(8*) | 0 | 0 | 5 | -5 | -100.00% | 5 | 25 | 0 | | None | P,S,T,M,VP SC | 24+ | 90+ Days | |
| 109388 | KAMUTHI TOWN Exc Award (06/30/2019, 06/30/2020, 06/30/2023) | 09/29/2010 | Active | 32 | 3 | 4 | -1 | -3.03% | 33 | 8 | 4 | | | P,T,M,VP,SC | 2 | | |
| 125695 | Kanniseripudhur Exc Award (06/30/2020, 06/30/2023) | 08/26/2015 | Active(2) | 20 | 0 | 0 | 0 | 0.00% | 28 | | 6 | | | P,M,VP,SC | 17 | | |
| 64739 | KANNIYAKUMARI SUN CITY Exc Award (06/30/2020, 06/30/2023) | 10/23/2001 | Active | 18 | 1 | 0 | 1 | 5.88% | 20 | | 2 | | | N M | 18 | | |



Club Health Assessment for District 324 A through December 2024

| | | | Status | Membership | | | | | | | Reports | | | | | Finance | | LCIF |
|-------------|--|--------------|---|-----------------------------|-------------------|---------------------|----------------|---|----------------------------|--|-------------------------------------|------------------------------------|------------------------|---|--|-----------------|-----------------------------------|------|
| Club Number | Club Name | Charter Date | | Current Member Count | YTD Members Added | YTD Members Dropped | YTD Net Growth | YTD Net Growth% | Member Count 12 Months Ago | Avg. length of service for dropped members | Months Since Last MMR *** | Yrs. Since Last Officer Report | President Rotation | Vice President Reported **** | Months Since Last Activity Report *** | Account Balance | Donations for current Fiscal Year | |
| | | | Number of times on status quo within last two years | If below 15 members appears | | | | If net loss is greater than 20% appears | | | If no report in 3 months appears in | When more than one year appears in | Number of repeat terms | Notes the officers that do not have an active | If no report at 12 months appears in red | | | |
| 50048 | KARINGAL | 12/18/1989 | Active | 36 | 0 | 0 | 0 | 0.00% | 36 | | 5 | | | S,M,VP,SC | 24+ | | | |
| | Exc Award (06/30/2020) | | | | | | | | | | | | | | | | | |
| 124248 | Karungal Gold | 02/24/2015 | Active | 32 | 4 | 1 | 3 | 10.34% | 29 | 4 | 1 | | | N | P,T,M,SC | 1 | | |
| | Exc Award (06/30/2018, 06/30/2019, 06/30/2020) | | | | | | | | | | | | | | | | | |
| 50400 | KILAKARAI SEETHAKATHI | 04/03/1990 | Active | 9 | 0 | 0 | 0 | 0.00% | 10 | | 4 | | 4 | | M,VP,SC | 2 | | |
| | Exc Award (06/30/2020) | | | | | | | | | | | | | | | | | |
| 142965 | Killiyoor Kings | 09/18/2020 | Cancelled(8*) | 0 | 0 | 4 | -4 | -100.00% | 10 | 4 | 0 | 1 | None | | P,S,T,M,VP SC | 24+ | 90+ Days | |
| 64382 | KOODANKULAM | 06/04/2001 | Active(1) | 30 | 0 | 0 | 0 | 0.00% | 30 | | 6 | | | | S,M,VP,SC | 14 | 90+ Days | |
| | Exc Award (06/30/2023) | | | | | | | | | | | | | | | | | |
| 62685 | KOVILPATTI CENTRAL | 01/06/2000 | Active(2) | 23 | 0 | 0 | 0 | 0.00% | 20 | | 4 | | | | P,S,T,M,VP SC | 13 | | |
| 125729 | Kovilpatti Dynamic | 09/01/2015 | Active | 26 | 1 | 0 | 1 | 4.00% | 24 | | 0 | | | R | S,T,VP,SC | 2 | \$2,036.54 | |
| | Exc Award (06/30/2017, 06/30/2020, 06/30/2023) | | | | | | | | | | | | | | | | | |
| 45243 | KOVILPATTI MID TOWN | 06/17/1985 | Active(1) | 47 | 1 | 0 | 1 | 2.17% | 50 | | 5 | | | N | P,T,VP | 3 | \$17.97 | |
| | Exc Award (06/30/2020) | | | | | | | | | | | | | | | | | |
| 98052 | KOVILPATTI TEMPLE CITY | 11/21/2006 | Active(2) | 25 | 0 | 0 | 0 | 0.00% | 25 | | 9 | 1 | None | | P,S,T,M,VP SC | 14 | | |
| | Exc Award (06/30/2017, 06/30/2020) | | | | | | | | | | | | | | | | | |
| 136321 | Kulaseharam Royal | 09/04/2018 | Active | 15 | 2 | 2 | 0 | 0.00% | 15 | 6 | 1 | | | R | P,S,T,M,SC | 24+ | | |
| 149168 | Kulasekaram City Star | 12/03/2021 | Active(3) | 30 | 1 | 4 | -3 | -9.09% | 33 | 3 | 1 | | | | M,VP,SC | 2 | | |
| | Exc Award (06/30/2023) | | | | | | | | | | | | | | | | | |
| 26487 | KULASEKHARAM | 05/26/1965 | Active | 38 | 0 | 0 | 0 | 0.00% | 38 | | 5 | | | | M,VP,SC | 7 | | |
| | Exc Award (06/30/2020, 06/30/2023) | | | | | | | | | | | | | | | | | |
| 57540 | KUZHITHURAI | 11/07/1995 | Active | 21 | 0 | 0 | 0 | 0.00% | 25 | | 6 | | | | S,M,VP,SC | 24+ | | |
| 139621 | Malli Pearls | 08/21/2019 | Active(1) | 29 | 0 | 0 | 0 | 0.00% | 33 | | 7 | | | N | P,T,M,VP,SC | 13 | | |
| | Exc Award (06/30/2020) | | | | | | | | | | | | | | | | | |
| 142533 | Marthandam Abide | 08/10/2020 | Active(1) | 27 | 0 | 0 | 0 | 0.00% | 29 | | 5 | | | N | S | 1 | | |
| 121434 | Marthandam Achievers | 02/25/2014 | Active(1) | 21 | 0 | 1 | -1 | -4.55% | 23 | 2 | 0 | | | | P,T,M,VP,SC | 24+ | | |
| | Exc Award (06/30/2017, 06/30/2019) | | | | | | | | | | | | | | | | | |
| 143787 | Marthandam Capitals | 12/11/2020 | Active(1) | 15 | 1 | 5 | -4 | -21.05% | 0 | 4 | 0 | | 3 | R | SC | 24+ | | |



Club Health Assessment for District 324 A through December 2024

| | | | Status | Membership | | | | | | | Reports | | | | | Finance | | LCIF |
|-------------|--|--------------|---|-----------------------------|-------------------|---------------------|----------------|---|----------------------------|--|-------------------------------------|------------------------------------|------------------------|------------------------------|---|--|-----------------------------------|------|
| Club Number | Club Name | Charter Date | | Current Member Count | YTD Members Added | YTD Members Dropped | YTD Net Growth | YTD Net Growth% | Member Count 12 Months Ago | Avg. length of service for dropped members | Months Since Last MMR *** | Yrs. Since Last Officer Report | President Rotation | Vice President Reported **** | Months Since Last Activity Report *** | Account Balance | Donations for current Fiscal Year | |
| | | | Number of times on status quo within last two years | If below 15 members appears | | | | If net loss is greater than 20% appears | | | If no report in 3 months appears in | When more than one year appears in | Number of repeat terms | | Notes the officers that do not have an active | If no report at 12 months appears in red | | |
| 100335 | MARTHANDAM CITY | 10/04/2007 | Active | 30 | 0 | 0 | 0 | 0.00% | 32 | | 1 | | | N | SC | 2 | | |
| | Exc Award (06/30/2020, 06/30/2023) | | | | | | | | | | | | | | | | | |
| 77605 | MARTHANDAM PRIDE | 09/26/2003 | Active | 66 | 0 | 2 | -2 | -2.94% | 84 | 6 | 5 | | | N | P,T,M,SC | 14 | | |
| | Exc Award (06/30/2023) | | | | | | | | | | | | | | | | | |
| 67204 | MAYILAUDY | 01/30/2003 | Active | 28 | 2 | 1 | 1 | 3.70% | 24 | 2 | 0 | | | N | M,SC | 0 | | |
| | Exc Award (06/30/2017, 06/30/2023, 06/30/2020) | | | | | | | | | | | | | | | | | |
| 129727 | Meenakshiyapuram Centennial | 02/08/2017 | Active | 29 | 0 | 0 | 0 | 0.00% | 30 | | 6 | | | N | P,S,T,M,VP SC | 0 | | |
| | Exc Award (06/30/2019, 06/30/2020) | | | | | | | | | | | | | | | | | |
| 59241 | MULLAKKADU MUTHIAPURAM | 03/10/1997 | Cancelled(8*) | 0 | 0 | 30 | -30 | -100.00% | 33 | 10 | 0 | | None | | P,S,T,M,VP SC | 21 | 90+ Days | |
| | Exc Award (06/30/2020, 06/30/2023) | | | | | | | | | | | | | | | | | |
| 26492 | NAGERCOIL | 12/09/1962 | Active | 26 | 0 | 0 | 0 | 0.00% | 31 | | 0 | | | N | T,VP,SC | 2 | | |
| 116158 | NAGERCOIL MA H NAGAR | 02/24/2012 | Cancelled(8*) | 0 | 0 | 10 | -10 | -100.00% | 14 | 10 | 3 | 1 | None | | P,S,T,M,VP SC | 24+ | 90+ Days | |
| 115310 | NAGERCOIL ASARIPALLAM | 10/17/2011 | Active(1) | 15 | 0 | 0 | 0 | 0.00% | 17 | | 8 | 1 | None | | P,S,T,M,VP SC | 17 | | |
| | Exc Award (06/30/2017, 06/30/2019, 06/30/2020) | | | | | | | | | | | | | | | | | |
| 55710 | NAGERCOIL CENTRAL | 05/17/1994 | Active | 31 | 0 | 1 | -1 | -3.13% | 32 | 31 | 0 | | | | T,M,VP,SC | 0 | 90+ Days | |
| | Exc Award (06/30/2019, 06/30/2020, 06/30/2020) | | | | | | | | | | | | | | | | | |
| 142332 | Nagercoil Kings | 07/24/2020 | Active | 21 | 1 | 0 | 1 | 5.00% | 24 | | 0 | | | N | P,T,VP,SC | 24+ | | |
| 149050 | Nagercoil Kottar | 12/07/2021 | Active(1) | 18 | 0 | 3 | -3 | -14.29% | 17 | 1 | 3 | | | N | | 8 | | |
| 142329 | Nagercoil Nanjil Kings | 07/27/2020 | Cancelled(8*) | 0 | 4 | 21 | -17 | -100.00% | 17 | 4 | 0 | | None | | P,S,T,M,VP SC | 3 | 90+ Days | |
| | Exc Award (06/30/2023) | | | | | | | | | | | | | | | | | |
| 51319 | NAGERCOIL PARVATHIPURAM | 02/13/1991 | Cancelled(8*) | 0 | 0 | 25 | -25 | -100.00% | 28 | 13 | 0 | | None | | P,S,T,M,VP SC | 24+ | 90+ Days | |
| | Exc Award (06/30/2017) | | | | | | | | | | | | | | | | | |
| 110043 | NAGERCOIL RAMANPUTHUR | 01/06/2011 | Active(1) | 18 | 0 | 0 | 0 | 0.00% | 18 | | 8 | 1 | None | | P,S,T,M,VP SC | 23 | | |
| 145616 | Nagercoil Royal Kings | 03/18/2021 | Active(2) | 5 | 0 | 0 | 0 | 0.00% | 11 | | 5 | | | N | M,SC | 13 | | |
| | Exc Award (06/30/2023) | | | | | | | | | | | | | | | | | |
| 59093 | NAGERCOIL TOWER | 02/04/1997 | Active | 37 | 0 | 0 | 0 | 0.00% | 37 | | 4 | | | N | T | 0 | | |
| | Exc Award (06/30/2020) | | | | | | | | | | | | | | | | | |
| 50049 | NAGERCOIL TOWN | 12/18/1989 | Active | 12 | 1 | 1 | 0 | 0.00% | 13 | 4 | 0 | | | | P,M,VP,SC | 2 | | |



Club Health Assessment for District 324 A through December 2024

| | | | Status | Membership | | | | | | | Reports | | | | | Finance | | LCIF |
|--|--------------------------|--------------|---|-----------------------------|-------------------|---------------------|----------------|---|----------------------------|--|-------------------------------------|------------------------------------|------------------------|---|--|-----------------|-----------------------------------|------|
| Club Number | Club Name | Charter Date | | Current Member Count | YTD Members Added | YTD Members Dropped | YTD Net Growth | YTD Net Growth% | Member Count 12 Months Ago | Avg. length of service for dropped members | Months Since Last MMR *** | Yrs. Since Last Officer Report | President Rotation | Vice President Reported **** | Months Since Last Activity Report *** | Account Balance | Donations for current Fiscal Year | |
| | | | Number of times on status quo within last two years | If below 15 members appears | | | | If net loss is greater than 20% appears | | | If no report in 3 months appears in | When more than one year appears in | Number of repeat terms | Notes the officers that do not have an active | If no report at 12 months appears in red | | | |
| Exc Award (06/30/2020) | | | | | | | | | | | | | | | | | | |
| 142219 | Nattalam Kings | 07/15/2020 | Active | 48 | 4 | 4 | 0 | 0.00% | 38 | 0 | 2 | | | T,M,VP,SC | 13 | | | |
| Exc Award (06/30/2023) | | | | | | | | | | | | | | | | | | |
| 104677 | NAZARETH TOWER | 02/13/2009 | Active | 18 | 0 | 0 | 0 | 0.00% | 22 | | 6 | | | M,VP,SC | 2 | | | |
| Exc Award (06/30/2017, 06/30/2020) | | | | | | | | | | | | | | | | | | |
| 122372 | Nazareth Margoscis City | 06/03/2014 | Active | 20 | 0 | 0 | 0 | 0.00% | 19 | | 6 | | | M,VP,SC | 2 | 90+ Days | | |
| Exc Award (06/30/2019) | | | | | | | | | | | | | | | | | | |
| 49425 | NEYYOOR MONDAY MARKET | 04/17/1989 | Active | 35 | 0 | 0 | 0 | 0.00% | 44 | | 5 | | | N | T,VP,SC | 24+ | | |
| Exc Award (06/30/2019) | | | | | | | | | | | | | | | | | | |
| 147180 | Ottapidaram Joy | 07/04/2021 | Active(1) | 10 | 0 | 0 | 0 | 0.00% | 24 | | 6 | | 2 | T,M,VP,SC | 10 | 90+ Days | | |
| Exc Award (06/30/2023) | | | | | | | | | | | | | | | | | | |
| 118162 | PAALAYAMKOTTAI STARS | 10/26/2012 | Active | 16 | 1 | 0 | 1 | 6.67% | 18 | | 0 | | | N | M | 1 | | |
| Exc Award (06/30/2017, 06/30/2020, 06/30/2023) | | | | | | | | | | | | | | | | | | |
| 52217 | PADMANABHAPURAM FORT | 12/02/1991 | Active | 38 | 0 | 0 | 0 | 0.00% | 36 | | 6 | | | M,VP,SC | 16 | | | |
| Exc Award (06/30/2019, 06/30/2024) | | | | | | | | | | | | | | | | | | |
| 30405 | PALAYAMKOTTAI | 03/06/1975 | Status Quo(2) | 18 | 6 | 3 | 3 | 20.00% | 18 | 1 | 4 | | | N | SC | 2 | 90+ Days | |
| Exc Award (06/30/2020, 06/30/2022) | | | | | | | | | | | | | | | | | | |
| 124705 | Palayamkottai Gold | 04/22/2015 | Active(2) | 25 | 1 | 2 | -1 | -3.85% | 28 | 1 | 3 | | | N | P,S,T,M,VP SC | 16 | | |
| Exc Award (06/30/2020, 06/30/2023) | | | | | | | | | | | | | | | | | | |
| 144588 | Palayamkottai Kings | 12/31/2020 | Active | 22 | 0 | 0 | 0 | 0.00% | 15 | | 2 | | | M,VP,SC | 2 | | | |
| 55684 | PALLIADY | 05/09/1994 | Cancelled(8*) | 0 | 0 | 15 | -15 | -100.00% | 15 | 3 | 0 | | None | P,S,T,M,VP SC | 24+ | 90+ Days | | |
| Exc Award (06/30/2017, 06/30/2019, 06/30/2023) | | | | | | | | | | | | | | | | | | |
| 148193 | Paloor | 09/17/2021 | Active(2) | 29 | 0 | 0 | 0 | 0.00% | 29 | | 0 | | | T,M,VP,SC | 24+ | | | |
| 32156 | PARAMAKUDI | 04/20/1976 | Active | 107 | 2 | 1 | 1 | 0.94% | 110 | 26 | 4 | | | N | T | 0 | \$35.94 | |
| Exc Award (06/30/2019, 06/30/2020, 06/30/2023) | | | | | | | | | | | | | | | | | | |
| 146371 | Paramakudi Vaigai | 06/04/2021 | Active | 20 | 2 | 1 | 1 | 5.26% | 28 | 1 | 0 | | | R | | 0 | | |
| Exc Award (06/30/2023) | | | | | | | | | | | | | | | | | | |
| 142576 | Pavoorchatram Busy Kings | 08/19/2020 | Active | 26 | 0 | 0 | 0 | 0.00% | 31 | | 6 | | | N | P,S,VP | 22 | | |
| Exc Award (06/30/2023) | | | | | | | | | | | | | | | | | | |



Club Health Assessment for District 324 A through December 2024

| | | | Status | Membership | | | | | | | Reports | | | | | Finance | | LCIF |
|-------------|---|--------------|---|-----------------------------|-------------------|---------------------|----------------|---|----------------------------|--|-------------------------------------|------------------------------------|------------------------|---|--|-----------------|-----------------------------------|------|
| Club Number | Club Name | Charter Date | | Current Member Count | YTD Members Added | YTD Members Dropped | YTD Net Growth | YTD Net Growth% | Member Count 12 Months Ago | Avg. length of service for dropped members | Months Since Last MMR *** | Yrs. Since Last Officer Report | President Rotation | Vice President Reported **** | Months Since Last Activity Report *** | Account Balance | Donations for current Fiscal Year | |
| | | | Number of times on status quo within last two years | If below 15 members appears | | | | If net loss is greater than 20% appears | | | If no report in 3 months appears in | When more than one year appears in | Number of repeat terms | Notes the officers that do not have an active | If no report at 12 months appears in red | | | |
| 86122 | PAVOORCHATRAM CENTRAL | 04/07/2005 | Active(1) | 55 | 2 | 0 | 2 | 3.77% | 65 | | 4 | | | N | T,M,VP,SC | 2 | | |
| | Exc Award (06/30/2017, 06/30/2020, 06/30/20 | | | | | | | | | | | | | | | | | |
| 55169 | PUDUKADAI | 12/28/1993 | Active | 61 | 6 | 37 | -31 | -33.70% | 102 | 5 | 1 | | | N | S,T,SC | 17 | | |
| | Exc Award (06/30/2017, 06/30/2020, 06/30/20 | | | | | | | | | | | | | | | | | |
| 55425 | PULIANGUDI | 03/11/1994 | Active | 25 | 0 | 2 | -2 | -7.41% | 27 | 30 | 0 | | | R | S,M,SC | 2 | \$53.90 | |
| | Exc Award (06/30/2020, 06/30/2023) | | | | | | | | | | | | | | | | | |
| 139713 | Puthiamputhur Readymade Pearl City | 09/16/2019 | Cancelled(8*) | 0 | 0 | 18 | -18 | -100.00% | 28 | 4 | 0 | | None | | P,S,T,M,VP SC | 14 | 90+ Days | |
| 124042 | Radhapuram Gold | 01/22/2015 | Active(2) | 23 | 0 | 0 | 0 | 0.00% | 30 | | 7 | 1 | None | | P,S,T,M,VP SC | 23 | | |
| | Exc Award (06/30/2017, 06/30/2020, 06/30/20 | | | | | | | | | | | | | | | | | |
| 26498 | RAJAPALAYAM | 04/24/1972 | Active | 172 | 0 | 0 | 0 | 0.00% | 136 | | 3 | | | N | | 2 | \$4,073.08 | |
| | Exc Award (06/30/2017, 06/30/2019, 06/30/20 | | | | | | | | | | | | | | | | | |
| 59776 | RAJAPALAYAM TOWN | 06/24/1997 | Active | 41 | 0 | 0 | 0 | 0.00% | 39 | | 2 | | | N | S,M,SC | 0 | | |
| | Exc Award (06/30/2017, 06/30/2020) | | | | | | | | | | | | | | | | | |
| 132221 | Ramanathapuram Centennial | 09/04/2017 | Active(1) | 34 | 3 | 0 | 3 | 9.68% | 39 | | 1 | | | | T,M,VP,SC | 1 | | |
| | Exc Award (06/30/2019, 06/30/2020, 06/30/20 | | | | | | | | | | | | | | | | | |
| 123063 | Ramanathapuram Gold | 09/03/2014 | Active(1) | 18 | 2 | 0 | 2 | 12.50% | 0 | | 5 | | | N | M,VP | 2 | | |
| | Exc Award (06/30/2021) | | | | | | | | | | | | | | | | | |
| 132139 | Ramanathapuram Life Savers | 07/11/2017 | Active | 29 | 0 | 1 | -1 | -3.33% | 38 | 13 | 5 | | 2 | N | | 2 | \$814.01 | |
| | Exc Award (06/30/2019, 06/30/2020, 06/30/20 | | | | | | | | | | | | | | | | | |
| 152130 | Ramanathapuram Passion | 08/09/2022 | Active | 10 | 0 | 2 | -2 | -16.67% | 16 | 2 | 1 | | | | M,VP,SC | 17 | | |
| | Exc Award (06/30/2023) | | | | | | | | | | | | | | | | | |
| 49550 | RAMANATHAPURAM SETHUPATHY | 05/25/1989 | Cancelled(8*) | 0 | 0 | 27 | -27 | -100.00% | 0 | 12 | 0 | | None | | P,S,T,M,VP SC | 17 | 90+ Days | |
| | Exc Award (06/30/2020) | | | | | | | | | | | | | | | | | |
| 117524 | RAMANATHAPURAM TOWN | 08/06/2012 | Active | 18 | 2 | 5 | -3 | -14.29% | 35 | 8 | 0 | | | | P,T,M,VP,SC | 2 | | |
| | Exc Award (06/30/2020) | | | | | | | | | | | | | | | | | |
| 106570 | RAMESWARAM ISLAND | 09/10/2009 | Active(1) | 12 | 12 | 0 | 12 | 100.00% | 0 | | 1 | | | N | T,M,SC | 18 | | |
| | Exc Award (06/30/2023) | | | | | | | | | | | | | | | | | |
| 139218 | Rameswaram Town Pearls | 07/18/2019 | Active | 15 | 0 | 0 | 0 | 0.00% | 15 | | 5 | | 3 | N | T,M,VP,SC | 11 | | |



Club Health Assessment for District 324 A through December 2024

| | | | Status | Membership | | | | | | | Reports | | | | | Finance | | LCIF |
|--|----------------------------|--------------|---|-----------------------------|-------------------|---------------------|----------------|-----------------|---|--|-------------------------------------|------------------------------------|------------------------|---|--|-----------------|-----------------------------------|------|
| Club Number | Club Name | Charter Date | | Current Member Count | YTD Members Added | YTD Members Dropped | YTD Net Growth | YTD Net Growth% | Member Count 12 Months Ago | Avg. length of service for dropped members | Months Since Last MMR *** | Yrs. Since Last Officer Report | President Rotation | Vice President Reported **** | Months Since Last Activity Report *** | Account Balance | Donations for current Fiscal Year | |
| | | | Number of times on status quo within last two years | If below 15 members appears | | | | | If net loss is greater than 20% appears | | If no report in 3 months appears in | When more than one year appears in | Number of repeat terms | Notes the officers that do not have an active | If no report at 12 months appears in red | | | |
| 149879 | Sahayanagar Joy | 03/08/2022 | Active | 19 | 0 | 0 | 0 | 0.00% | 19 | | 8 | 1 | None | P,S,T,M,VP SC | 2 | | | |
| 26501 | SAHUPURAM | 01/06/1972 | Active | 37 | 0 | 2 | -2 | -5.13% | 42 | 13 | 0 | | | N | P,T,VP | 0 | | |
| Exc Award (06/30/2019) | | | | | | | | | | | | | | | | | | |
| 56565 | SANKARANKOVIL | 02/20/1995 | Active | 94 | 21 | 0 | 21 | 28.77% | 60 | | 0 | | | N | S,M,SC | 1 | \$4,162.92 | |
| Exc Award (06/30/2019, 06/30/2023) | | | | | | | | | | | | | | | | | | |
| 147151 | Sankarankovil Classic | 11/17/2021 | Active | 46 | 8 | 0 | 8 | 21.05% | 38 | | 0 | | | N | S,T,M,VP,SC | 2 | | |
| Exc Award (06/30/2023) | | | | | | | | | | | | | | | | | | |
| 141791 | Sankarankovil Pearls | 06/19/2020 | Active | 21 | 0 | 1 | -1 | -4.55% | 33 | 1 | 5 | | | | S,T,M,VP,SC | 2 | | |
| Exc Award (06/30/2023) | | | | | | | | | | | | | | | | | | |
| 105001 | SATHANKULAM STAR | 03/16/2009 | Active | 25 | 0 | 0 | 0 | 0.00% | 25 | | 4 | | | | T,M,VP,SC | 1 | | |
| 43432 | SATHUR | 01/16/1984 | Active(1) | 21 | 0 | 0 | 0 | 0.00% | 23 | | 9 | | 2 | | T,M,VP,SC | 23 | | |
| Exc Award (06/30/2023) | | | | | | | | | | | | | | | | | | |
| 104721 | SAWYERPURAM | 02/13/2009 | Active | 56 | 0 | 0 | 0 | 0.00% | 54 | | 6 | | | N | T,M,VP,SC | 3 | | |
| SEBATHIAPURAM | | | | | | | | | | | | | | | | | | |
| Exc Award (06/30/2017, 06/30/2020, 06/30/2023) | | | | | | | | | | | | | | | | | | |
| 26504 | SIVAKASI | 05/09/1961 | Active | 229 | 3 | 0 | 3 | 1.33% | 225 | | 0 | | | R | M,SC | 0 | | |
| Exc Award (06/30/2017, 06/30/2019, 06/30/2023) | | | | | | | | | | | | | | | | | | |
| 63046 | SIVAKASI CENTRAL | 04/04/2000 | Active(2) | 28 | 2 | 0 | 2 | 7.69% | 25 | | 0 | | | | M,VP,SC | 4 | | |
| Exc Award (06/30/2020, 06/30/2022, 06/30/2023) | | | | | | | | | | | | | | | | | | |
| 59692 | SIVAKASI COSMOS | 06/09/1997 | Active | 68 | 1 | 0 | 1 | 1.49% | 67 | | 0 | | | | M,VP,SC | 0 | \$17.97 | |
| Exc Award (06/30/2019, 06/30/2020, 06/30/2023) | | | | | | | | | | | | | | | | | | |
| 99695 | SIVAKASI CRACKER CITY | 06/19/2007 | Active | 26 | 0 | 0 | 0 | 0.00% | 28 | | 6 | | None | | P,S,T,M,VP SC | 7 | | |
| Exc Award (06/30/2017, 06/30/2020, 06/30/2023) | | | | | | | | | | | | | | | | | | |
| 128387 | Sivakasi Golden Centennial | 09/20/2016 | Active(2) | 22 | 0 | 2 | -2 | -8.33% | 0 | 2 | 3 | | | | T,M,VP,SC | 2 | \$2,054.51 | |
| Exc Award (06/30/2017) | | | | | | | | | | | | | | | | | | |
| 53740 | SIVAKASI INDUSTRIAL TOWN | 10/14/1992 | Active | 100 | 0 | 6 | -6 | -5.66% | 106 | 4 | 0 | | | N | M | 2 | 90+ Days | |
| Exc Award (06/30/2017, 06/30/2019, 06/30/2023) | | | | | | | | | | | | | | | | | \$17.97 | |
| 150862 | Sivakasi Joy Star | 06/02/2022 | Active | 18 | 3 | 0 | 3 | 20.00% | 19 | | 5 | | | R | T,M,SC | 10 | \$17.97 | |
| Exc Award (06/30/2023) | | | | | | | | | | | | | | | | | | |




Club Health Assessment for District 324 A through December 2024

| | | | Status | Membership | | | | | | | Reports | | | | | Finance | | LCIF |
|-------------|--|--------------|---|-----------------------------|-------------------|---------------------|----------------|---|----------------------------|--|-------------------------------------|------------------------------------|------------------------|---|--|-----------------|-----------------------------------|------|
| Club Number | Club Name | Charter Date | | Current Member Count | YTD Members Added | YTD Members Dropped | YTD Net Growth | YTD Net Growth% | Member Count 12 Months Ago | Avg. length of service for dropped members | Months Since Last MMR *** | Yrs. Since Last Officer Report | President Rotation | Vice President Reported **** | Months Since Last Activity Report *** | Account Balance | Donations for current Fiscal Year | |
| | | | Number of times on status quo within last two years | If below 15 members appears | | | | If net loss is greater than 20% appears | | | If no report in 3 months appears in | When more than one year appears in | Number of repeat terms | Notes the officers that do not have an active | If no report at 12 months appears in red | | | |
| 144407 | Sivakasi Kings | 01/07/2021 | Active(1) | 71 | 0 | 5 | -5 | -6.58% | 72 | 4 | 0 | | | S,T,M,VP,SC | N/A | | \$17.97 | |
| | Exc Award (06/30/2023) | | | | | | | | | | | | | | | | | |
| 109366 | SIVAKASI METRO | 09/28/2010 | Cancelled(8*) | 0 | 0 | 17 | -17 | -100.00% | 19 | 8 | 0 | | None | P,S,T,M,VP SC | 10 | 90+ Days | | |
| | Exc Award (06/30/2020) | | | | | | | | | | | | | | | | | |
| 139758 | Sivakasi Pearls Spark | 09/24/2019 | Active(2) | 12 | 0 | 0 | 0 | 0.00% | 18 | | 5 | 1 | None | P,S,T,M,VP SC | 7 | | | |
| | Exc Award (06/30/2020, 06/30/2023) | | | | | | | | | | | | | | | | | |
| 29707 | SPICNAGAR | 07/15/1974 | Active(2) | 46 | 8 | 0 | 8 | 21.05% | 48 | | 0 | | | M,VP,SC | 0 | | \$17.97 | |
| | Exc Award (06/30/2017, 06/30/2020) | | | | | | | | | | | | | | | | | |
| 30844 | SRIVILLIPUTHUR | 05/19/1975 | Active | 36 | 0 | 0 | 0 | 0.00% | 36 | | 3 | | N | M,SC | 2 | | \$1,018.27 | |
| | Exc Award (06/30/2017, 06/30/2020, 06/30/2023) | | | | | | | | | | | | | | | | | |
| 39100 | TENKASI | 11/28/1980 | Active(1) | 21 | 0 | 2 | -2 | -8.70% | 23 | 6 | 1 | | | T,M,VP,SC | 4 | | | |
| 140006 | Thangachimadam Pearls | 11/03/2019 | Active(2) | 19 | 0 | 0 | 0 | 0.00% | 25 | | 6 | | | P,S,M,VP,SC | 3 | | | |
| | Exc Award (06/30/2022) | | | | | | | | | | | | | | | | | |
| 60613 | THICKANAMCODE | 04/06/1998 | Active | 36 | 0 | 0 | 0 | 0.00% | 36 | | 8 | 1 | None | P,S,T,M,VP SC | 24+ | | | |
| | Exc Award (06/30/2023) | | | | | | | | | | | | | | | | | |
| 150733 | Thingal Nagar Central | 05/26/2022 | Cancelled(8*) | 0 | 0 | 21 | -21 | -100.00% | 43 | 2 | 0 | | None | P,S,T,M,VP SC | 2 | 90+ Days | | |
| 140599 | Thingalnagar Pearls | 06/16/2020 | Cancelled(8*) | 0 | 6 | 29 | -23 | -100.00% | 0 | 2 | 0 | | None | P,S,T,M,VP SC | 24+ | 90+ Days | | |
| | Exc Award (06/30/2023) | | | | | | | | | | | | | | | | | |
| 105438 | THIRUCHENDUR CITY | 05/12/2009 | Active | 22 | 0 | 0 | 0 | 0.00% | 28 | | 6 | | | P,M,VP,SC | 9 | | | |
| 43127 | THIRUTHANGAL | 10/05/1983 | Active | 33 | 0 | 0 | 0 | 0.00% | 29 | | 4 | | N | S,M,VP,SC | 1 | | | |
| | Exc Award (06/30/2017, 06/30/2020, 06/30/2023) | | | | | | | | | | | | | | | | | |
| 118944 | THIRUVATTAR | 03/15/2013 | Cancelled(8*) | 0 | 0 | 38 | -38 | -100.00% | 38 | 8 | 0 | 1 | None | P,S,T,M,VP SC | 24+ | 90+ Days | | |
| 124704 | Thiruvengadam Gold | 04/22/2015 | Active(1) | 13 | 0 | 0 | 0 | 0.00% | 0 | | 6 | | | T,M,VP,SC | 23 | | | |
| | Exc Award (06/30/2023) | | | | | | | | | | | | | | | | | |
| 140911 | Thoothukudi Royal Pearl City | 03/09/2020 | Active(1) | 19 | 0 | 0 | 0 | 0.00% | 19 | | 5 | | 2 | N | T,M | 14 | | |
| 45624 | THUCKALAY | 12/31/1985 | Active | 17 | 3 | 4 | -1 | -5.56% | 28 | 14 | 1 | | | T,M,VP,SC | 0 | | | |
| | Exc Award (06/30/2017, 06/30/2020) | | | | | | | | | | | | | | | | | |
| 65075 | THUCKALAY TOWN | 03/12/2002 | Active | 24 | 0 | 2 | -2 | -7.69% | 27 | 2 | 1 | | N | T,M,SC | 14 | | | |



Club Health Assessment for District 324 A through December 2024

|  | | | Status | Membership | | | | | | | Reports | | | | | Finance | LCIF | |
|--|------------------------------------|--------------|---|-----------------------------|-------------------|---------------------|----------------|-----------------|---|--|---------------------------|-------------------------------------|------------------------------------|------------------------------|---|--|-----------------------------------|------------|
| Club Number | Club Name | Charter Date | | Current Member Count | YTD Members Added | YTD Members Dropped | YTD Net Growth | YTD Net Growth% | Member Count 12 Months Ago | Avg. length of service for dropped members | Months Since Last MMR *** | Yrs. Since Last Officer Report | President Rotation | Vice President Reported **** | Months Since Last Activity Report *** | Account Balance | Donations for current Fiscal Year | |
| | | | Number of times on status quo within last two years | If below 15 members appears | | | | | If net loss is greater than 20% appears | | | If no report in 3 months appears in | When more than one year appears in | Number of repeat terms | Notes the officers that do not have an active | If no report at 12 months appears in red | | |
| Exc Award (06/30/2019) | | | | | | | | | | | | | | | | | | |
| 26507 | TIRUNELVELI | 09/12/1960 | Active | 17 | 0 | 3 | -3 | -15.00% | 21 | 11 | 3 | | | R | SC | 2 | | |
| Exc Award (06/30/2019, 06/30/2020, 06/30/2021) | | | | | | | | | | | | | | | | | | |
| 58141 | TIRUNELVELI CENTRAL | 04/11/1996 | Active | 11 | 0 | 2 | -2 | -15.38% | 20 | 2 | 0 | | | | S,VP,SC | 14 | | |
| Exc Award (06/30/2020, 06/30/2022, 06/30/2023) | | | | | | | | | | | | | | | | | | |
| 64446 | TIRUNELVELI CITY | 06/25/2001 | Active | 15 | 0 | 7 | -7 | -31.82% | 21 | 4 | 2 | | | | M,VP,SC | 24+ | | |
| Exc Award (06/30/2023) | | | | | | | | | | | | | | | | | | |
| 137364 | Tirunelveli Dawn City | 02/13/2019 | Active | 30 | 6 | 5 | 1 | 3.45% | 38 | 5 | 0 | | | N | T,M,SC | 2 | | |
| Exc Award (06/30/2020, 06/30/2023) | | | | | | | | | | | | | | | | | | |
| 123029 | Tirunelveli Gold | 08/27/2014 | Active(1) | 38 | 1 | 0 | 1 | 2.70% | 40 | | 1 | | | N | M,SC | 2 | 90+ Days | \$17.97 |
| Exc Award (06/30/2019, 06/30/2020) | | | | | | | | | | | | | | | | | | |
| 132656 | Tirunelveli Green City | 12/12/2017 | Active(1) | 18 | 0 | 0 | 0 | 0.00% | 0 | | 10 | | None | | P,S,T,M,VP SC | 24+ | | |
| 123640 | Tirunelveli Kodeeswaran Nagar Gold | 11/17/2014 | Active(1) | 24 | 0 | 0 | 0 | 0.00% | 24 | | 8 | | | R | S,T,M,VP | 2 | | |
| Exc Award (06/30/2017, 06/30/2023) | | | | | | | | | | | | | | | | | | |
| 109995 | TIRUNELVELI METRO | 01/03/2011 | Active(2) | 27 | 0 | 4 | -4 | -12.90% | 28 | 1 | 0 | | | | P,S,T,M,VP SC | 10 | | |
| Exc Award (06/30/2023) | | | | | | | | | | | | | | | | | | |
| 132254 | Tirunelveli Phoenix | 10/05/2017 | Active | 21 | 0 | 5 | -5 | -19.23% | 31 | 5 | 0 | | | N | S,M,SC | 12 | | |
| Exc Award (06/30/2023) | | | | | | | | | | | | | | | | | | |
| 142534 | Tirunelveli Smart City Kings | 08/14/2020 | Active | 40 | 4 | 0 | 4 | 11.11% | 55 | | 2 | | | N | VP | 1 | | \$1,018.27 |
| Exc Award (06/30/2023) | | | | | | | | | | | | | | | | | | |
| 103802 | TIRUNELVELI STAR | 10/10/2008 | Active | 27 | 0 | 0 | 0 | 0.00% | 27 | | 0 | | | N | M | 7 | | |
| Exc Award (06/30/2020, 06/30/2023) | | | | | | | | | | | | | | | | | | |
| 68522 | TIRUNELVELI TOWER | 04/09/2003 | Active | 19 | 2 | 2 | 0 | 0.00% | 20 | 2 | 4 | | 2 | | P,S,T,M,VP SC | 2 | | \$17.97 |
| Exc Award (06/30/2017, 06/30/2023) | | | | | | | | | | | | | | | | | | |
| 52384 | TISAYANVILAI | 01/02/1992 | Active(1) | 34 | 0 | 0 | 0 | 0.00% | 38 | | 2 | | | | P,T,M,VP,SC | 14 | | |
| Exc Award (06/30/2020, 06/30/2023) | | | | | | | | | | | | | | | | | | |
| 26510 | TUTICORIN | 08/26/1959 | Active | 102 | 2 | 3 | -1 | -0.97% | 103 | 3 | 0 | | | N | SC | 2 | | \$53.91 |
| Exc Award (06/30/2017, 06/30/2018, 06/30/2020) | | | | | | | | | | | | | | | | | | |
| 139222 | Tuticorin Akshaya Pearl City | 08/08/2019 | Cancelled(8*) | 0 | 0 | 21 | -21 | -100.00% | 22 | 5 | 0 | | None | | P,S,T,M,VP SC | 4 | 90+ Days | |



Club Health Assessment for District 324 A through December 2024

| | | | Status | Membership | | | | | | | Reports | | | | | Finance | | LCIF |
|--|-------------------------|--------------|---|-----------------------------|-------------------|---------------------|----------------|---|----------------------------|--|-------------------------------------|------------------------------------|------------------------|---|--|-----------------|-----------------------------------|------|
| Club Number | Club Name | Charter Date | | Current Member Count | YTD Members Added | YTD Members Dropped | YTD Net Growth | YTD Net Growth% | Member Count 12 Months Ago | Avg. length of service for dropped members | Months Since Last MMR *** | Yrs. Since Last Officer Report | President Rotation | Vice President Reported **** | Months Since Last Activity Report *** | Account Balance | Donations for current Fiscal Year | |
| | | | Number of times on status quo within last two years | If below 15 members appears | | | | If net loss is greater than 20% appears | | | If no report in 3 months appears in | When more than one year appears in | Number of repeat terms | Notes the officers that do not have an active | If no report at 12 months appears in red | | | |
| Exc Award (06/30/2020, 06/30/2023) | | | | | | | | | | | | | | | | | | |
| 50051 | TUTICORIN BHARATHY | 12/18/1989 | Active | 45 | 0 | 2 | -2 | -4.26% | 34 | 3 | 4 | | | M,VP,SC | 2 | 90+ Days | \$107.82 | |
| Exc Award (06/30/2017, 06/30/2024) | | | | | | | | | | | | | | | | | | |
| 128660 | Tuticorin Centennial | 09/28/2016 | Active | 30 | 0 | 6 | -6 | -16.67% | 38 | 6 | 5 | | | S,M,VP,SC | 14 | | | |
| Exc Award (06/30/2017, 06/30/2020, 06/30/2023) | | | | | | | | | | | | | | | | | | |
| 52676 | TUTICORIN CENTRAL | 03/10/1992 | Cancelled(8*) | 0 | 0 | 30 | -30 | -100.00% | 30 | 9 | 0 | 1 | None | P,S,T,M,VP SC | 24+ | 90+ Days | | |
| Exc Award (06/30/2022) | | | | | | | | | | | | | | | | | | |
| 97751 | TUTICORIN CITY | 09/22/2006 | Active(1) | 34 | 0 | 5 | -5 | -12.82% | 33 | 10 | 1 | | 2 | R | SC | 18 | | |
| Exc Award (06/30/2023) | | | | | | | | | | | | | | | | | | |
| 149976 | Tuticorin Evergreen | 02/24/2022 | Cancelled(8*) | 0 | 0 | 9 | -9 | -100.00% | 8 | 4 | 0 | | None | P,S,T,M,VP SC | 23 | 90+ Days | | |
| 120436 | Tuticorin Green World | 09/30/2013 | Active(1) | 27 | 0 | 0 | 0 | 0.00% | 40 | | 6 | | | N | T,SC | 5 | | |
| Exc Award (06/30/2020, 06/30/2021, 06/30/2023) | | | | | | | | | | | | | | | | | | |
| 150058 | Tuticorin Light House | 03/02/2022 | Active | 37 | 0 | 0 | 0 | 0.00% | 37 | | 5 | | | R | SC | 11 | \$1,054.21 | |
| 84158 | TUTICORIN MID-TOWN | 09/07/2004 | Active(2) | 17 | 0 | 1 | -1 | -5.56% | 18 | 8 | 5 | | | | P,M,VP,SC | 16 | | |
| Exc Award (06/30/2017, 06/30/2020, 06/30/2023) | | | | | | | | | | | | | | | | | | |
| 139584 | Tuticorin Pearls | 09/27/2019 | Active(1) | 63 | 2 | 21 | -19 | -23.17% | 83 | 2 | 0 | | 3 | R | T,VP,SC | 0 | | |
| Exc Award (06/30/2020, 06/30/2023) | | | | | | | | | | | | | | | | | | |
| 147396 | Tuticorin Perfect Joy | 07/08/2021 | Cancelled(8*) | 0 | 0 | 15 | -15 | -100.00% | 17 | 3 | 3 | | None | P,S,T,M,VP SC | N/A | 90+ Days | | |
| 116079 | TUTICORIN SNOWS | 02/15/2012 | Active | 20 | 0 | 0 | 0 | 0.00% | 20 | | 6 | | | N | T,M,VP | 2 | 90+ Days | |
| Exc Award (06/30/2017, 06/30/2023) | | | | | | | | | | | | | | | | | | |
| 117806 | TUTICORIN STAR | 09/11/2012 | Active(1) | 19 | 0 | 0 | 0 | 0.00% | 19 | | 11 | 1 | None | P,S,T,M,VP SC | 16 | | | |
| Exc Award (06/30/2023) | | | | | | | | | | | | | | | | | | |
| 137769 | Uchipuli Dawn | 04/03/2019 | Active | 27 | 0 | 0 | 0 | 0.00% | 34 | | 2 | | | | S,M,VP,SC | 12 | | |
| Exc Award (06/30/2023) | | | | | | | | | | | | | | | | | | |
| 119098 | VADAKKANKULAM WIND CITY | 04/02/2013 | Active | 17 | 0 | 2 | -2 | -10.53% | 19 | 2 | 1 | | | | T,M,VP,SC | 12 | | |
| Exc Award (06/30/2017, 06/30/2023) | | | | | | | | | | | | | | | | | | |
| 50307 | VALLIOOR | 03/16/1990 | Active | 67 | 0 | 4 | -4 | -5.63% | 65 | 12 | 4 | | | | M,VP,SC | 2 | | |
| Exc Award (06/30/2023) | | | | | | | | | | | | | | | | | | |



Club Health Assessment for District 324 A through December 2024

| | | | Status | Membership | | | | | | | Reports | | | | | Finance | | LCIF |
|-------------|--|--------------|---|-----------------------------|-------------------|---------------------|----------------|---|----------------------------|--|-------------------------------------|------------------------------------|------------------------|---|--|-----------------|-----------------------------------|--------|
| Club Number | Club Name | Charter Date | | Current Member Count | YTD Members Added | YTD Members Dropped | YTD Net Growth | YTD Net Growth% | Member Count 12 Months Ago | Avg. length of service for dropped members | Months Since Last MMR *** | Yrs. Since Last Officer Report | President Rotation | Vice President Reported **** | Months Since Last Activity Report *** | Account Balance | Donations for current Fiscal Year | |
| | | | Number of times on status quo within last two years | If below 15 members appears | | | | If net loss is greater than 20% appears | | | If no report in 3 months appears in | When more than one year appears in | Number of repeat terms | Notes the officers that do not have an active | If no report at 12 months appears in red | | | |
| 82774 | VALLIOOR TOWN | 06/24/2004 | Active | 25 | 0 | 0 | 0 | 0.00% | 23 | | 9 | 1 | None | P,S,T,M,VP SC | 24+ | 90+ Days | | |
| 54484 | VICKRAMASINGAPURAM | 05/17/1993 | Active | 36 | 0 | 1 | -1 | -2.70% | 42 | 4 | 2 | | | P,S,M,VP,SC | 23 | | | |
| | Exc Award (06/30/2019, 06/30/2020, 06/30/2021) | | | | | | | | | | | | | | | | | |
| 26512 | VIRUDHUNAGAR | 10/06/1962 | Active | 73 | 3 | 2 | 1 | 1.39% | 86 | 10 | 0 | | R | T,M,SC | 0 | | \$200.06 | |
| | Exc Award (06/30/2017, 06/30/2019, 06/30/2020) | | | | | | | | | | | | | | | | | |
| 60957 | VIRUDHUNAGAR BUSI TOWN | 06/26/1998 | Active | 11 | 0 | 1 | -1 | -8.33% | 16 | 5 | 0 | | 2 | R | T,M,VP,SC | 9 | | \$2.04 |
| | Exc Award (06/30/2020) | | | | | | | | | | | | | | | | | |
| 135933 | Virudhunagar Dawn | 08/22/2018 | Active | 45 | 2 | 3 | -1 | -2.17% | 52 | 6 | 0 | | 2 | N | SC | 0 | | |
| | Exc Award (06/30/2019, 06/30/2020) | | | | | | | | | | | | | | | | | |
| 143198 | Virudhunagar Kings | 10/15/2020 | Active(1) | 16 | 1 | 2 | -1 | -5.88% | 12 | 4 | 5 | | | S,T,M,VP,SC | 2 | | | |
| 40829 | WATRAP | 01/27/1982 | Active | 40 | 0 | 3 | -3 | -6.98% | 44 | 6 | 0 | | 2 | N | S,T,M,SC | 2 | | |
| | Exc Award (06/30/2017, 06/30/2019, 06/30/2020) | | | | | | | | | | | | | | | | | |

Clubs Cancelled Previous Fiscal Year – Clubs Cancelled within last 12 months may be reinstated

| Club Number | Club Name | Charter Date | Current Status* | Cancellation Date |
|-------------|------------------------|--------------|-----------------|-------------------|
| 144796 | Ramanathapuram Kings | 01/07/2021 | Cancelled(8*) | 01/29/2024 |
| 153926 | Rameswaram Passion | 03/20/2023 | Cancelled(8*) | 12/29/2023 |
| 139583 | Tuticorin Pearl Sports | 08/27/2019 | Cancelled(8*) | 12/29/2023 |

| Current Total Clubs Count | YTD New Clubs Count | YTD Cancelled Clubs Count | YTD Net Club Gain | Current Total Members Count | YTD Add | YTD Drop | YTD Net Growth | YTD Net Growth % | Member Count 12 Months Ago | Average Member Count Per Club | % of Clubs with less than 20 members | % No MMR in 3 Months | % No Officer Report in 12 Months | % of Clubs with balance 90+ days | Number of Clubs in Status Quo | % Status Quo Clubs in Financial Suspension | Number of Cancelled Clubs | Average Cancelled Club Age | Members Lost Due to Cancellation | % of Clubs Cancelled for Non-Financial Reasons |
|---------------------------|---------------------|---------------------------|-------------------|-----------------------------|---------|----------|----------------|------------------|----------------------------|-------------------------------|--------------------------------------|----------------------|----------------------------------|----------------------------------|-------------------------------|--|---------------------------|----------------------------|----------------------------------|--|
| 164 | 8 | 22 | -14 | 5,233 | 394 | 755 | -361 | -6.45% | 5,631 | 32 | 30% | 56% | 7% | 9% | 2 | 100% | 22 | 13 | 506 | -14% |

* - P - Priority Club. Cancellation Reasons: 1-Objectives/conduct, 2-Non-active club, 5-Non-existing club, 6-Disbanding, 7-Merger, 8-Financial Suspension, 9-District/Multiple District Dues.

** - Abbreviation: P-President, S-Secretary, T-Treasurer, M-Member Chairperson, VP-First Vice President, MC-Communications Chairperson, SC-Service Chairperson

*** - Abbreviation: N/R - Never reported using the Lions Clubs website, N/A - Not applicable, No password registered for the Lions Clubs website.

**** - Abbreviation: N - New, IP - Immediate Past, R - Repeat.



Club Health Assessment for District 324 B through December 2024

| | | | Status | Membership | | | | | | | Reports | | | | | Finance | | LCIF |
|-------------------------------|---------------------------|--------------|---|-----------------------------|-------------------|---------------------|---|-----------------|----------------------------|--|-------------------------------------|------------------------------------|------------------------|---|---------------------------------------|--|-----------------------------------|----------|
| Club Number | Club Name | Charter Date | | Current Member Count | YTD Members Added | YTD Members Dropped | YTD Net Growth | YTD Net Growth% | Member Count 12 Months Ago | Avg. length of service for dropped members | Months Since Last MMR *** | Yrs. Since Last Officer Report | President Rotation | Vice President Reported **** | Months Since Last Activity Report *** | Account Balance | Donations for current Fiscal Year | |
| | | | Number of times on status quo within last two years | If below 15 members appears | | | If net loss is greater than 20% appears | | | | If no report in 3 months appears in | When more than one year appears in | Number of repeat terms | Notes the officers that do not have an active | | If no report at 12 months appears in red | | |
| Clubs less than two years old | | | | | | | | | | | | | | | | | | |
| 176572 | Aundipatty Gems | 09/04/2024 | Newly Chartered | 20 | 20 | 0 | 20 | 100.00% | 0 | | 3 | | | | T,M,VP,SC | N/R | 90+ Days | \$201.26 |
| 175084 | Batlagundu West | 08/01/2024 | Active | 21 | 21 | 0 | 21 | 100.00% | 0 | | 4 | | | | M,VP,SC | N/R | | |
| 172049 | Devakottai Aristo | 06/12/2024 | Active | 26 | 5 | 0 | 5 | 23.81% | 0 | | 3 | | 2 | N | M,VP,SC | 4 | | |
| 154463 | Dindigul City | 06/06/2023 | Active | 29 | 0 | 6 | -6 | -17.14% | 42 | 1 | 0 | | 3 | | T,M,VP,SC | 16 | | |
| 157440 | Dindigul Democrats | 03/04/2024 | Active | 18 | 0 | 2 | -2 | -10.00% | 0 | 0 | 2 | | 2 | N | M,VP,SC | 1 | | |
| 176613 | Dindigul Golden City | 08/06/2024 | Active | 20 | 20 | 0 | 20 | 100.00% | 0 | | 4 | | | | T,M,VP,SC | N/R | | |
| 174905 | Dindigul N S Nagar | 07/26/2024 | Active | 20 | 20 | 0 | 20 | 100.00% | 0 | | 5 | | | | T,M,VP,SC | N/R | | |
| 174909 | Dindigul R M Colony | 08/06/2024 | Active | 21 | 21 | 0 | 21 | 100.00% | 0 | | 4 | | | | T,M,VP,SC | N/R | | |
| 157327 | Karaikudi Elite | 02/09/2024 | Active | 14 | 3 | 4 | -1 | -6.67% | 0 | 1 | 0 | | 2 | R | S,M,VP,SC | 2 | | |
| 175791 | Karaikudi Manickam | 08/02/2024 | Active | 20 | 20 | 0 | 20 | 100.00% | 0 | | 0 | | | | T,M,VP,SC | 0 | | |
| 153429 | Madagupatty Cosmos | 03/09/2023 | Active | 18 | 0 | 0 | 0 | 0.00% | 25 | | 1 | | | | P,S,T,M,VP SC | 8 | | |
| 155323 | Madurai Mannin Maintarkal | 08/04/2023 | Active | 14 | 0 | 2 | -2 | -12.50% | 20 | 1 | 0 | | 2 | | T,M,VP,SC | 9 | | |
| 154630 | Madurai Vibe | 06/06/2023 | Cancelled(6*) | 0 | 0 | 7 | -7 | -100.00% | 14 | 3 | 3 | | None | | P,S,T,M,VP SC | 12 | | |
| 156977 | Madurai Wings | 02/02/2024 | Active | 14 | 0 | 0 | 0 | 0.00% | 0 | | 5 | | | | T,M,VP,SC | 9 | | |
| 174878 | Palani Diamonds | 07/26/2024 | Active | 21 | 21 | 0 | 21 | 100.00% | 0 | | 2 | | | | S,T,M,VP,SC | 2 | | |
| 157870 | Palani Friends | 04/02/2024 | Active | 9 | 7 | 11 | -4 | -30.77% | 0 | 1 | 0 | | 2 | | M,VP,SC | 0 | | |
| 175793 | Palani Golden Peacock | 07/26/2024 | Active | 20 | 20 | 0 | 20 | 100.00% | 0 | | 1 | | | | T,M,VP,SC | 0 | | |
| 154699 | Theni Bharat | 06/16/2023 | Active | 30 | 7 | 3 | 4 | 15.38% | 24 | 1 | 5 | | | | T,M,VP,SC | 2 | | |
| 175085 | Theni Grand | 07/26/2024 | Active | 29 | 29 | 0 | 29 | 100.00% | 0 | | 0 | | | | T,M,VP,SC | N/R | | |
| 174908 | Theni Thanga Tamil | 08/01/2024 | Active | 20 | 20 | 0 | 20 | 100.00% | 0 | | 4 | | | | T,M,VP,SC | N/R | | |
| 155377 | Thirumangalam Galaxy | 07/28/2023 | Active | 19 | 0 | 8 | -8 | -29.63% | 27 | 1 | 1 | | | | T,M,VP,SC | 14 | | |
| Clubs more than two years old | | | | | | | | | | | | | | | | | | |
| 68852 | ALANGANALLUR | 05/22/2003 | Active | 19 | 0 | 0 | 0 | 0.00% | 20 | | 5 | | | | M,VP,SC | 1 | | |
| Exc Award (06/30/2018) | | | | | | | | | | | | | | | | | | |



Club Health Assessment for District 324 B through December 2024

| | | | Status | Membership | | | | | | | Reports | | | | | Finance | | LCIF |
|-------------|--|--------------|---|-----------------------------|-------------------|---------------------|----------------|---|----------------------------|--|-------------------------------------|------------------------------------|------------------------|---|---------------------------------------|-----------------|-----------------------------------|------|
| Club Number | Club Name | Charter Date | | Current Member Count | YTD Members Added | YTD Members Dropped | YTD Net Growth | YTD Net Growth% | Member Count 12 Months Ago | Avg. length of service for dropped members | Months Since Last MMR *** | Yrs. Since Last Officer Report | President Rotation | Vice President Reported **** | Months Since Last Activity Report *** | Account Balance | Donations for current Fiscal Year | |
| | | | Number of times on status quo within last two years | If below 15 members appears | | | | If net loss is greater than 20% appears | | | If no report in 3 months appears in | When more than one year appears in | Number of repeat terms | Notes the officers that do not have an active | If no report at 12 months red | | | |
| 58978 | AYYAMPALAYAM TOWN | 12/30/1996 | Active | 15 | 0 | 9 | -9 | -37.50% | 25 | 4 | 0 | | 2 | P,T,M,VP,SC | 24+ | | | |
| 62684 | BATLAGUNDU BETEL CITY | 01/06/2000 | Active | 28 | 5 | 0 | 5 | 21.74% | 26 | | 2 | | | N | SC | 6 | | |
| | Exc Award (06/30/2018, 06/30/2023) | | | | | | | | | | | | | | | | | |
| 135851 | Batlagundu Eden Garden | 07/10/2018 | Active | 34 | 0 | 0 | 0 | 0.00% | 35 | | 4 | | | | P,T,M,VP,SC | 7 | | |
| | Exc Award (06/30/2023) | | | | | | | | | | | | | | | | | |
| 26470 | BODINAYAKANUR | 05/23/1970 | Active | 117 | 8 | 0 | 8 | 7.34% | 113 | | 0 | | | N | M,SC | 0 | | |
| | Exc Award (06/30/2016, 06/30/2018, 06/30/2023) | | | | | | | | | | | | | | | | | |
| 115433 | BODINAYAKANUR BEST | 10/31/2011 | Active | 22 | 0 | 3 | -3 | -12.00% | 27 | 4 | 0 | | | | P,T,M,VP,SC | 0 | | |
| | Exc Award (06/30/2022) | | | | | | | | | | | | | | | | | |
| 65064 | BODINAYAKANUR CARDAMOM CITY | 03/12/2002 | Active | 24 | 1 | 1 | 0 | 0.00% | 27 | 2 | 0 | | | | S,T,M,VP,SC | 5 | | |
| | Exc Award (06/30/2023) | | | | | | | | | | | | | | | | | |
| 135853 | Bodinayakanur Rich | 07/10/2018 | Active | 15 | 0 | 0 | 0 | 0.00% | 27 | | 3 | | | | P,M,VP,SC | 4 | | |
| | Exc Award (06/30/2022, 06/30/2023) | | | | | | | | | | | | | | | | | |
| 26473 | CUMBUM | 01/22/1970 | Active | 48 | 10 | 0 | 10 | 26.32% | 38 | | 0 | | | | P,T,M,VP,SC | 0 | 90+ Days | |
| | Exc Award (06/30/2018, 06/30/2023) | | | | | | | | | | | | | | | | | |
| 147098 | Cumbum Emai | 07/02/2021 | Active | 27 | 9 | 9 | 0 | 0.00% | 27 | 3 | 0 | | | R | T,VP | 4 | | |
| 26475 | DEVAKOTTAI | 12/18/1968 | Active | 45 | 10 | 4 | 6 | 15.38% | 50 | 12 | 0 | | | | M,VP,SC | 0 | \$50.01 | |
| | Exc Award (06/30/2018) | | | | | | | | | | | | | | | | | |
| 126868 | Devakottai City | 03/11/2016 | Active(1) | 11 | 1 | 5 | -4 | -26.67% | 15 | 6 | 0 | | 2 | | T,M,VP,SC | 24+ | | |
| | Exc Award (06/30/2018) | | | | | | | | | | | | | | | | | |
| 123056 | Devakottai Cosmos | 09/03/2014 | Active | 73 | 1 | 0 | 1 | 1.39% | 78 | | 0 | | | N | P,S,T,M,VP SC | 0 | | |
| | Exc Award (06/30/2016, 06/30/2018, 06/30/2023) | | | | | | | | | | | | | | | | | |
| 109313 | DEVAKOTTAI JEYAM | 09/24/2010 | Active(1) | 33 | 2 | 0 | 2 | 6.45% | 31 | | 5 | | 2 | N | SC | 5 | | |
| 26478 | DINDIGUL | 12/17/1967 | Cancelled(8*) | 0 | 59 | 106 | -47 | -100.00% | 50 | 16 | 0 | | None | | P,S,T,M,VP SC | 8 | 90+ Days | |
| | Exc Award (06/30/2016, 06/30/2017, 06/30/2023) | | | | | | | | | | | | | | | | | |
| 55259 | DINDIGUL ABIRAMI | 01/28/1994 | Active(1) | 20 | 1 | 5 | -4 | -16.67% | 26 | 8 | 0 | | None | N | P,S,T,M,VP SC | 18 | | |
| | Exc Award (06/30/2018) | | | | | | | | | | | | | | | | | |
| 97196 | DINDIGUL COSMOS | 05/26/2006 | Active | 62 | 10 | 14 | -4 | -6.06% | 87 | 2 | 0 | | | N | S,T,VP | 3 | | |



Club Health Assessment for District 324 B through December 2024

| | | | Status | Membership | | | | | | | Reports | | | | | Finance | LCIF | | |
|--|-----------|--------------|---|-----------------------------|-------------------|---------------------|----------------|-----------------|---|--|---------------------------|--------------------------------|-------------------------------------|------------------------------------|---------------------------------------|---|--|--|--|
| Club Number | Club Name | Charter Date | | Current Member Count | YTD Members Added | YTD Members Dropped | YTD Net Growth | YTD Net Growth% | Member Count 12 Months Ago | Avg. length of service for dropped members | Months Since Last MMR *** | Yrs. Since Last Officer Report | President Rotation | Vice President Reported **** | Months Since Last Activity Report *** | Account Balance | Donations for current Fiscal Year | | |
| | | | Number of times on status quo within last two years | If below 15 members appears | | | | | If net loss is greater than 20% appears | | | | If no report in 3 months appears in | When more than one year appears in | Number of repeat terms | Notes the officers that do not have an active | If no report at 12 months appears in red | | |
| Exc Award (06/30/2017, 06/30/2018, 06/30/2020) | | | 90+ Days | Active | 36 | 14 | 4 | 10 | 38.46% | 26 | 2 | 1 | | R | | 10 | | | |
| 56112 DINDIGUL DIAMOND 09/27/1994 | | | | | | | | | | | | | | | | | | | |
| Exc Award (06/30/2017, 06/30/2023, 06/30/2024) | | | | Active | 25 | 1 | 2 | -1 | -3.85% | 25 | 2 | 1 | | N | S,M,VP,SC | 5 | | | |
| 152147 Dindigul Friends 08/11/2022 | | | | | | | | | | | | | | | | | | | |
| Exc Award (06/30/2024) | | | | Active | 54 | 7 | 3 | 4 | 8.00% | 56 | 2 | 0 | | N | M,SC | 0 | | | |
| 84238 DINDIGUL GEM 10/26/2004 | | | | | | | | | | | | | | | | | | | |
| Exc Award (06/30/2016, 06/30/2017, 06/30/2020) | | | | Cancelled(8*) | 0 | 0 | 37 | -37 | -100.00% | 37 | 3 | 0 | 1 | None | P,S,T,M,VP,SC | N/A | | | |
| 138539 Dindigul GTN Arts College Campus 06/20/2019 | | | | | | | | | | | | | | | | | | | |
| 111438 DINDIGUL JYOTHI 06/21/2011 | | | | Active | 31 | 0 | 0 | 0 | 0.00% | 35 | | 5 | | | S,M,VP,SC | 13 | | | |
| Exc Award (06/30/2017, 06/30/2018, 06/30/2020) | | | | Active | 37 | 5 | 2 | 3 | 8.82% | 34 | 5 | 5 | | N | P,S,M,VP | 5 | | | |
| 119720 Dindigul Majestic 06/24/2013 | | | | | | | | | | | | | | | | | | | |
| Exc Award (06/30/2016, 06/30/2017, 06/30/2020) | | | | Active | 68 | 0 | 0 | 0 | 0.00% | 62 | | 6 | | N | | 1 | | | |
| 138774 Dindigul Mass 07/23/2019 | | | | | | | | | | | | | | | | | | | |
| Exc Award (06/30/2020, 06/30/2021, 06/30/2024) | | | | Active | 24 | 3 | 0 | 3 | 14.29% | 19 | | 4 | | N | P,S,M,VP,SC | 0 | | | |
| 50675 DINDIGUL METRO 06/01/1990 | | | | | | | | | | | | | | | | | | | |
| Exc Award (06/30/2017, 06/30/2022, 06/30/2024) | | | | Active | 49 | 1 | 7 | -6 | -10.91% | 55 | 5 | 0 | | | T,M,VP,SC | 1 | | | |
| 125746 Dindigul Mother Teresa 09/28/2015 | | | | | | | | | | | | | | | | | | | |
| Exc Award (06/30/2022, 06/30/2024) | | | | Active | 19 | 0 | 0 | 0 | 0.00% | 19 | | 10 | | | S,M,VP,SC | 17 | | | |
| 108404 DINDIGUL RAINBOW 05/21/2010 | | | | | | | | | | | | | | | | | | | |
| 138492 Dindigul Rethinam 06/10/2019 | | | | Active(2) | 30 | 3 | 0 | 3 | 11.11% | 0 | | 5 | | | M,VP,SC | N/A | | | |
| 40955 DINDIGUL ROCK FORT 02/23/1982 | | | Active | 128 | 63 | 4 | 59 | 85.51% | 68 | 13 | 0 | | | P,S,M,VP,SC | 5 | | | | |
| Exc Award (06/30/2016, 06/30/2017, 06/30/2020) | | | Active | 63 | 8 | 5 | 3 | 5.00% | 53 | 7 | 0 | | | T,VP | 1 | | | | |
| 125591 Dindigul Udhayam 09/09/2015 | | | | | | | | | | | | | | | | | | | |
| Exc Award (06/30/2017, 06/30/2024) | | | Active | 15 | 0 | 0 | 0 | 0.00% | 16 | | 6 | | 3 | P,T,M,VP,SC | 17 | | | | |
| 84073 ELUMALAI 08/31/2004 | | | | | | | | | | | | | | | | | | | |
| Exc Award (06/30/2017) | | | Active | 25 | 0 | 0 | 0 | 0.00% | 26 | | 9 | | 2 | S,M,VP,SC | 11 | | | | |
| 102431 ILAYANGUDI CITY 06/13/2008 | | | | | | | | | | | | | | | | | | | |
| Exc Award (06/30/2018, 06/30/2022) | | | | | | | | | | | | | | | | | | | |



Club Health Assessment for District 324 B through December 2024

| | | | Status | Membership | | | | | | | Reports | | | | | Finance | | LCIF |
|-------------|--|--------------|---|-----------------------------|-------------------|---------------------|----------------|---|----------------------------|--|-------------------------------------|------------------------------------|------------------------|---|--|-----------------|-----------------------------------|------|
| Club Number | Club Name | Charter Date | | Current Member Count | YTD Members Added | YTD Members Dropped | YTD Net Growth | YTD Net Growth% | Member Count 12 Months Ago | Avg. length of service for dropped members | Months Since Last MMR *** | Yrs. Since Last Officer Report | President Rotation | Vice President Reported **** | Months Since Last Activity Report *** | Account Balance | Donations for current Fiscal Year | |
| | | | Number of times on status quo within last two years | If below 15 members appears | | | | If net loss is greater than 20% appears | | | If no report in 3 months appears in | When more than one year appears in | Number of repeat terms | Notes the officers that do not have an active | If no report at 12 months appears in red | | | |
| 64674 | KALAYARKOIL | 09/11/2001 | Active | 47 | 0 | 0 | 0 | 0.00% | 48 | | 0 | | | S,T,M,VP,SC | 1 | | | |
| | Exc Award (06/30/2017, 06/30/2023) | | | | | | | | | | | | | | | | | |
| 123371 | Kalayarkoil Supreme | 10/16/2014 | Active | 16 | 0 | 2 | -2 | -11.11% | 17 | 6 | 0 | | | T,M,VP,SC | 1 | | | |
| | Exc Award (06/30/2016, 06/30/2018) | | | | | | | | | | | | | | | | | |
| 26482 | KARAIKUDI | 03/28/1967 | Active | 174 | 8 | 1 | 7 | 4.19% | 173 | 4 | 2 | | N | T,M,VP | 1 | | | |
| | Exc Award (06/30/2017, 06/30/2018, 06/30/2020) | | | | | | | | | | | | | | | | | |
| 54710 | KARAIKUDI ALAGAPPAPURAM | 06/29/1993 | Active | 42 | 4 | 3 | 1 | 2.44% | 40 | 1 | 0 | | | T,VP | 0 | | | |
| | Exc Award (06/30/2017, 06/30/2024) | | | | | | | | | | | | | | | | | |
| 111293 | KARAIKUDI CITY | 06/08/2011 | Active | 35 | 5 | 1 | 4 | 12.90% | 31 | 12 | 5 | | | M,VP,SC | 0 | 90+ Days | | |
| | Exc Award (06/30/2018) | | | | | | | | | | | | | | | | | |
| 146040 | Karaikudi Cosmopolitan | 06/03/2021 | Active | 19 | 5 | 0 | 5 | 35.71% | 25 | | 5 | | | P,S,T,M,VP SC | 16 | | | |
| | Exc Award (06/30/2023) | | | | | | | | | | | | | | | | | |
| 56404 | KARAIKUDI COSMOS | 01/03/1995 | Active | 108 | 11 | 0 | 11 | 11.34% | 190 | | 0 | | N | T,M,SC | 0 | | | |
| | Exc Award (06/30/2017, 06/30/2022) | | | | | | | | | | | | | | | | | |
| 131808 | Karaikudi Dr Alagappar Science City | 07/05/2017 | Active | 25 | 5 | 1 | 4 | 19.05% | 21 | 2 | 1 | | | P,M,VP,SC | 5 | 90+ Days | | |
| 147363 | Karaikudi Nilavu | 07/05/2021 | Cancelled(8*) | 0 | 0 | 12 | -12 | -100.00% | 19 | 3 | 3 | | None | P,S,T,M,VP SC | 18 | 90+ Days | | |
| | Exc Award (06/30/2023) | | | | | | | | | | | | | | | | | |
| 132362 | Karaikudi Oviyam | 08/29/2017 | Active | 10 | 5 | 2 | 3 | 42.86% | 9 | 7 | 2 | | | S,T,M,VP,SC | 1 | 90+ Days | | |
| 111014 | KARAIKUDI SAKTHI | 05/05/2011 | Active | 10 | 0 | 0 | 0 | 0.00% | 10 | | 8 | | 2 | T,M,VP,SC | 8 | | | |
| | Exc Award (06/30/2017, 06/30/2018) | | | | | | | | | | | | | | | | | |
| 129417 | Karaikudi Science City | 11/18/2016 | Active | 10 | 0 | 2 | -2 | -16.67% | 14 | 7 | 2 | | | T,M,VP,SC | 4 | | | |
| | Exc Award (06/30/2018) | | | | | | | | | | | | | | | | | |
| 56439 | KARAIKUDI SELECT | 01/16/1995 | Active | 40 | 6 | 0 | 6 | 17.65% | 35 | | 0 | | N | T,M,SC | 2 | 90+ Days | | |
| | Exc Award (06/30/2017, 06/30/2023) | | | | | | | | | | | | | | | | | |
| 135388 | Karaikudi Stars | 07/09/2018 | Active | 12 | 5 | 0 | 5 | 71.43% | 10 | | 5 | | 2 | S,T,M,VP,SC | 0 | 90+ Days | | |
| | Exc Award (06/30/2023) | | | | | | | | | | | | | | | | | |
| 110418 | KARAIKUDI SUN | 03/01/2011 | Active | 10 | 0 | 0 | 0 | 0.00% | 12 | | 6 | | 2 | N | P,S,T,M | 16 | | |
| 60371 | KARAIKUDI SUPREME | 02/16/1998 | Active | 20 | 5 | 0 | 5 | 33.33% | 21 | | 5 | | 2 | S,M,VP,SC | 2 | | | |



Club Health Assessment for District 324 B through December 2024

| | | | Status | Membership | | | | | | | Reports | | | | | Finance | | LCIF |
|-------------|--|--------------|---|-----------------------------|-------------------|---------------------|----------------|---|----------------------------|--|-------------------------------------|------------------------------------|------------------------|---|--|-----------------|-----------------------------------|------|
| Club Number | Club Name | Charter Date | | Current Member Count | YTD Members Added | YTD Members Dropped | YTD Net Growth | YTD Net Growth% | Member Count 12 Months Ago | Avg. length of service for dropped members | Months Since Last MMR *** | Yrs. Since Last Officer Report | President Rotation | Vice President Reported **** | Months Since Last Activity Report *** | Account Balance | Donations for current Fiscal Year | |
| | | | Number of times on status quo within last two years | If below 15 members appears | | | | If net loss is greater than 20% appears | | | If no report in 3 months appears in | When more than one year appears in | Number of repeat terms | Notes the officers that do not have an active | If no report at 12 months appears in red | | | |
| 131628 | Karaikudi Town | 07/04/2017 | Active(1) | 19 | 0 | 0 | 0 | 0.00% | 0 | | 6 | | | M,VP,SC | 18 | 90+ Days | | |
| 138660 | Karaikudi Vetri | 06/21/2019 | Active | 31 | 5 | 0 | 5 | 19.23% | 44 | | 5 | | 2 | T,M,VP,SC | 0 | | | |
| | Exc Award (06/30/2022, 06/30/2023) | | | | | | | | | | | | | | | | | |
| 115350 | KODAIKANAL KURINJI | 10/20/2011 | Active | 31 | 5 | 0 | 5 | 19.23% | 25 | | 5 | | | N S,T,VP | 4 | | | |
| | Exc Award (06/30/2017) | | | | | | | | | | | | | | | | | |
| 104354 | KODAIKANAL SUN | 01/12/2009 | Active | 48 | 0 | 0 | 0 | 0.00% | 50 | | 7 | | | R S,T,VP | 2 | | | |
| | Exc Award (06/30/2018, 06/30/2023) | | | | | | | | | | | | | | | | | |
| 58986 | KODAIKANAL TOWN | 12/18/1996 | Active(1) | 9 | 0 | 0 | 0 | 0.00% | 9 | | 16 | | 4 | S,T,M,VP,SC | 24+ | | | |
| | Exc Award (06/30/2016, 06/30/2018) | | | | | | | | | | | | | | | | | |
| 102987 | KOTTAIYUR SRIRAMNAGAR | 06/23/2008 | Active | 18 | 0 | 0 | 0 | 0.00% | 21 | | 6 | | | M,VP,SC | 2 | | \$10.00 | |
| 103665 | MADURAI AANANTHAM | 09/16/2008 | Active | 23 | 3 | 3 | 0 | 0.00% | 24 | 11 | 1 | | | R T,M,VP,SC | 0 | | | |
| | Exc Award (06/30/2017, 06/30/2018) | | | | | | | | | | | | | | | | | |
| 147366 | Madurai Aadhi | 07/04/2021 | Active | 21 | 0 | 1 | -1 | -4.55% | 26 | 1 | 0 | | | N P,T,SC | 1 | | | |
| 102410 | MADURAI AAKASH | 06/13/2008 | Active | 15 | 0 | 0 | 0 | 0.00% | 16 | | 8 | | | N P,T | 4 | | | |
| | Exc Award (06/30/2017) | | | | | | | | | | | | | | | | | |
| 98286 | MADURAI AALAYAM | 01/15/2007 | Cancelled(8*) | 0 | 0 | 15 | -15 | -100.00% | 15 | 7 | 6 | | None | P,S,T,M,VP SC | 16 | 90+ Days | | |
| 51912 | MADURAI ABIRAMI | 07/02/1991 | Active | 21 | 1 | 0 | 1 | 5.00% | 26 | | 1 | | | M,VP | 2 | | | |
| 144434 | Madurai Adventurers | 12/30/2020 | Active(1) | 19 | 0 | 0 | 0 | 0.00% | 19 | | 8 | | 2 | P,M,VP,SC | 12 | | | |
| | Exc Award (06/30/2023) | | | | | | | | | | | | | | | | | |
| 108463 | MADURAI ALAGAR | 05/25/2010 | Active | 13 | 0 | 0 | 0 | 0.00% | 17 | | 6 | | | P,M,VP,SC | 1 | | | |
| | Exc Award (06/30/2018) | | | | | | | | | | | | | | | | | |
| 46905 | MADURAI ALAVAI | 01/22/1987 | Active | 18 | 0 | 2 | -2 | -10.00% | 22 | 2 | 0 | | | P,S,T,M,VP SC | 17 | | | |
| | Exc Award (06/30/2017) | | | | | | | | | | | | | | | | | |
| 57859 | MADURAI ALL-WIN | 02/12/1996 | Active | 19 | 0 | 0 | 0 | 0.00% | 20 | | 6 | | | N S,T,M,SC | 11 | | | |
| | Exc Award (06/30/2017, 06/30/2018, 06/30/2020) | | | | | | | | | | | | | | | | | |
| 135386 | Madurai Amaze | 07/09/2018 | Active | 26 | 4 | 1 | 3 | 13.04% | 24 | 1 | 0 | | | R P,S,T,M,VP SC | 16 | | | |
| | Exc Award (06/30/2022, 06/30/2023) | | | | | | | | | | | | | | | | | |
| 126851 | Madurai Anbalayam | 03/11/2016 | Active | 25 | 7 | 0 | 7 | 38.89% | 26 | | 0 | | None | N P,M,SC | 1 | | | |



Club Health Assessment for District 324 B through December 2024

| | | | Status | Membership | | | | | | | Reports | | | | | Finance | | LCIF |
|--|----------------------|--------------|---|-----------------------------|-------------------|---------------------|----------------|---|----------------------------|--|-------------------------------------|------------------------------------|------------------------|---|--|-----------------|-----------------------------------|------|
| Club Number | Club Name | Charter Date | | Current Member Count | YTD Members Added | YTD Members Dropped | YTD Net Growth | YTD Net Growth% | Member Count 12 Months Ago | Avg. length of service for dropped members | Months Since Last MMR *** | Yrs. Since Last Officer Report | President Rotation | Vice President Reported **** | Months Since Last Activity Report *** | Account Balance | Donations for current Fiscal Year | |
| | | | Number of times on status quo within last two years | If below 15 members appears | | | | If net loss is greater than 20% appears | | | If no report in 3 months appears in | When more than one year appears in | Number of repeat terms | Notes the officers that do not have an active | If no report at 12 months appears in red | | | |
| Exc Award (06/30/2022) | | | | | | | | | | | | | | | | | | |
| 96840 | MADURAI ANNAI | 04/04/2006 | Active | 19 | 5 | 0 | 5 | 35.71% | 17 | | 5 | | | P,T,M,VP,SC | 0 | 90+ Days | | |
| Exc Award (06/30/2016, 06/30/2017, 06/30/2022) | | | | | | | | | | | | | | | | | | |
| 135426 | Madurai Aram | 07/16/2018 | Active | 30 | 5 | 0 | 5 | 20.00% | 30 | | 5 | | | S,T,M,VP,SC | 1 | | | |
| Exc Award (06/30/2021, 06/30/2022) | | | | | | | | | | | | | | | | | | |
| 51101 | MADURAI ARISTO | 12/04/1990 | Active | 43 | 1 | 0 | 1 | 2.38% | 42 | | 0 | | | P,M,VP,SC | 5 | | | |
| Exc Award (06/30/2017, 06/30/2021) | | | | | | | | | | | | | | | | | | |
| 125378 | Madurai Athens | 08/12/2015 | Active | 12 | 0 | 11 | -11 | -47.83% | 23 | 3 | 2 | | 2 | T,M,VP,SC | 13 | | | |
| Exc Award (06/30/2017) | | | | | | | | | | | | | | | | | | |
| 123954 | Madurai Best | 01/20/2015 | Cancelled(8*) | 0 | 0 | 9 | -9 | -100.00% | 10 | 8 | 7 | | None | P,S,T,M,VP SC | 17 | 90+ Days | | |
| Exc Award (06/30/2018) | | | | | | | | | | | | | | | | | | |
| 147484 | Madurai Best Friends | 07/07/2021 | Active | 30 | 1 | 6 | -5 | -14.29% | 35 | 3 | 0 | | | N SC | 0 | | | |
| Exc Award (06/30/2022) | | | | | | | | | | | | | | | | | | |
| 129756 | Madurai Centennial | 01/30/2017 | Active | 16 | 0 | 0 | 0 | 0.00% | 12 | | 6 | | None | P,S,M,VP,SC | 14 | | | |
| Exc Award (06/01/2018) | | | | | | | | | | | | | | | | | | |
| 35880 | MADURAI CENTRAL | 06/12/1978 | Active | 14 | 0 | 4 | -4 | -22.22% | 18 | 16 | 0 | | | S,M,VP,SC | 3 | | | |
| Exc Award (06/30/2017, 06/30/2018) | | | | | | | | | | | | | | | | | | |
| 26490 | MADURAI CITY | 01/13/1966 | Active | 120 | 5 | 6 | -1 | -0.83% | 130 | 17 | 0 | | | N T,SC | 0 | | \$60.01 | |
| Exc Award (06/30/2018, 06/30/2022, 06/30/2023) | | | | | | | | | | | | | | | | | | |
| 48897 | MADURAI COSMOS | 09/12/1988 | Active | 71 | 5 | 0 | 5 | 7.58% | 86 | | 1 | | | M,VP,SC | 5 | | | |
| Exc Award (06/30/2016, 06/30/2017, 06/30/2022) | | | | | | | | | | | | | | | | | | |
| 106572 | MADURAI DUKE | 09/10/2009 | Active | 23 | 6 | 0 | 6 | 35.29% | 16 | | 5 | | | M,VP,SC | 17 | | | |
| Exc Award (06/30/2017) | | | | | | | | | | | | | | | | | | |
| 53988 | MADURAI EAST | 01/18/1993 | Active | 25 | 3 | 0 | 3 | 13.64% | 20 | | 0 | | | P,M,VP,SC | 1 | | | |
| Exc Award (06/30/2016, 06/30/2017) | | | | | | | | | | | | | | | | | | |
| 55260 | MADURAI ECHO | 01/28/1994 | Active(2) | 16 | 0 | 0 | 0 | 0.00% | 18 | | 6 | | | N T,M,VP,SC | 15 | | | |
| Exc Award (06/30/2018, 06/30/2023) | | | | | | | | | | | | | | | | | | |
| 84636 | MADURAI ELITE | 01/03/2005 | Active | 43 | 5 | 1 | 4 | 10.26% | 39 | 18 | 4 | | | S,T,M,VP,SC | 4 | | | |
| Exc Award (06/30/2016, 06/30/2017) | | | | | | | | | | | | | | | | | | |



Club Health Assessment for District 324 B through December 2024

| | | | Status | Membership | | | | | | | Reports | | | | | Finance | | LCIF |
|--|------------------------|--------------|---|-----------------------------|-------------------|---------------------|----------------|-----------------|---|--|---------------------------|-------------------------------------|------------------------------------|------------------------------|---|--|-----------------------------------|------|
| Club Number | Club Name | Charter Date | | Current Member Count | YTD Members Added | YTD Members Dropped | YTD Net Growth | YTD Net Growth% | Member Count 12 Months Ago | Avg. length of service for dropped members | Months Since Last MMR *** | Yrs. Since Last Officer Report | President Rotation | Vice President Reported **** | Months Since Last Activity Report *** | Account Balance | Donations for current Fiscal Year | |
| | | | Number of times on status quo within last two years | If below 15 members appears | | | | | If net loss is greater than 20% appears | | | If no report in 3 months appears in | When more than one year appears in | Number of repeat terms | Notes the officers that do not have an active | If no report at 12 months appears in red | | |
| 126878 | Madurai Friends | 03/11/2016 | Active | 16 | 5 | 7 | -2 | -11.11% | 16 | 3 | 1 | | | S,T,M,VP,SC | 2 | | \$179.69 | |
| Exc Award (06/30/2020, 06/30/2021, 06/30/2022) | | | | | | | | | | | | | | | | | | |
| 55775 | MADURAI GEM | 05/31/1994 | Active | 35 | 5 | 0 | 5 | 16.67% | 30 | | 5 | | 2 | N | T,SC | 2 | | |
| Exc Award (06/30/2017, 06/30/2018, 06/30/2019) | | | | | | | | | | | | | | | | | | |
| 101805 | MADURAI GOLDEN JUBILEE | 05/14/2008 | Active | 31 | 5 | 0 | 5 | 19.23% | 42 | | 5 | | | N | S,VP,SC | 0 | \$299.49 | |
| Exc Award (06/30/2022, 06/30/2023) | | | | | | | | | | | | | | | | | | |
| 123579 | Madurai Green City | 11/10/2014 | Cancelled(8*) | 0 | 0 | 31 | -31 | -100.00% | 31 | 9 | 13 | | None | P,S,T,M,VP,SC | 24+ | 90+ Days | | |
| Exc Award (06/30/2016, 06/30/2018) | | | | | | | | | | | | | | | | | | |
| 109544 | MADURAI HAPPY | 10/26/2010 | Active | 13 | 0 | 0 | 0 | 0.00% | 13 | | 3 | | | T,M,VP,SC | 13 | | | |
| Exc Award (06/30/2017) | | | | | | | | | | | | | | | | | | |
| 26489 | MADURAI HOST | 04/28/1958 | Active | 48 | 1 | 0 | 1 | 2.13% | 52 | | 1 | | | N | T,VP,SC | 1 | | |
| Exc Award (06/30/2016, 06/30/2017, 06/30/2018) | | | | | | | | | | | | | | | | | | |
| 104934 | MADURAI JEYAM | 03/06/2009 | Active(1) | 7 | 0 | 1 | -1 | -12.50% | 11 | 16 | 1 | | | M,VP,SC | 16 | | | |
| Exc Award (06/30/2016) | | | | | | | | | | | | | | | | | | |
| 56516 | MADURAI K K NAGAR | 02/06/1995 | Active | 27 | 5 | 0 | 5 | 22.73% | 22 | | 5 | | | S,T,M,VP,SC | 17 | | \$179.69 | |
| Exc Award (06/30/2017) | | | | | | | | | | | | | | | | | | |
| 143686 | Madurai Kurinji Malar | 12/03/2020 | Active | 15 | 0 | 3 | -3 | -16.67% | 29 | 3 | 0 | | | N | T,M,VP,SC | 4 | 90+ Days | |
| Exc Award (06/30/2022) | | | | | | | | | | | | | | | | | | |
| 49424 | MADURAI KURUNJI | 04/30/1989 | Active(1) | 14 | 0 | 0 | 0 | 0.00% | 18 | | 7 | | 2 | T,M,VP,SC | 17 | | | |
| Exc Award (06/30/2017, 06/30/2018) | | | | | | | | | | | | | | | | | | |
| 132088 | Madurai Magudam | 07/04/2017 | Active | 10 | 0 | 0 | 0 | 0.00% | 10 | | 8 | | | M,VP,SC | 24 | | | |
| 51102 | MADURAI MAJESTIC | 12/04/1990 | Active | 15 | 0 | 0 | 0 | 0.00% | 17 | | 6 | | 2 | N | S,M,VP | 13 | | |
| Exc Award (06/30/2016) | | | | | | | | | | | | | | | | | | |
| 42723 | MADURAI MALLIGAI | 05/26/1983 | Active | 22 | 2 | 0 | 2 | 10.00% | 24 | | 5 | | | IP | M,VP,SC | 1 | | |
| Exc Award (06/30/2017, 06/30/2022) | | | | | | | | | | | | | | | | | | |
| 55033 | MADURAI MANNAR | 11/05/1993 | Active | 33 | 2 | 0 | 2 | 6.45% | 31 | | 0 | | | M,VP,SC | 11 | | | |
| Exc Award (06/30/2023) | | | | | | | | | | | | | | | | | | |
| 122982 | Madurai Melvin | 08/21/2014 | Active | 7 | 0 | 2 | -2 | -22.22% | 13 | 8 | 0 | | | M,VP,SC | 21 | | | |
| 45968 | MADURAI METRO | 03/19/1986 | Active | 20 | 1 | 3 | -2 | -9.09% | 19 | 3 | 3 | | | N | VP,SC | 5 | 90+ Days | |



Club Health Assessment for District 324 B through December 2024

| | | | Status | Membership | | | | | | | Reports | | | | | Finance | LCIF |
|--|-------------------------|--------------|---|-----------------------------|-------------------|---------------------|----------------|---|----------------------------|--|-------------------------------------|------------------------------------|------------------------|---|---------------------------------------|-----------------|-----------------------------------|
| Club Number | Club Name | Charter Date | | Current Member Count | YTD Members Added | YTD Members Dropped | YTD Net Growth | YTD Net Growth% | Member Count 12 Months Ago | Avg. length of service for dropped members | Months Since Last MMR *** | Yrs. Since Last Officer Report | President Rotation | Vice President Reported **** | Months Since Last Activity Report *** | Account Balance | Donations for current Fiscal Year |
| | | | Number of times on status quo within last two years | If below 15 members appears | | | | If net loss is greater than 20% appears | | | If no report in 3 months appears in | When more than one year appears in | Number of repeat terms | Notes the officers that do not have an active | If no report at 12 months red | | |
| Exc Award (06/30/2017, 06/30/2022) | | | | | | | | | | | | | | | | | |
| 54421 | MADURAI NAVJEEVAN | 05/03/1993 | Active | 23 | 2 | 2 | 0 | 0.00% | 43 | 10 | 0 | | | N | S,VP,SC | 0 | |
| Exc Award (06/30/2016, 06/30/2017, 06/30/2022) | | | | | | | | | | | | | | | | | |
| 50233 | MADURAI NORTH | 02/22/1990 | Active | 20 | 0 | 0 | 0 | 0.00% | 20 | | 7 | | | R | S,M,VP | 15 | |
| Exc Award (06/30/2017) | | | | | | | | | | | | | | | | | |
| 42621 | MADURAI PALACE | 04/07/1983 | Active | 20 | 1 | 0 | 1 | 5.26% | 21 | | 2 | | | | M,VP,SC | 2 | |
| Exc Award (06/30/2016, 06/30/2017, 06/30/2022) | | | | | | | | | | | | | | | | | |
| 41767 | MADURAI PANDYAN | 07/27/1982 | Active | 25 | 0 | 1 | -1 | -3.85% | 26 | 36 | 2 | | | N | P,S,VP | 5 | |
| Exc Award (06/30/2017, 06/30/2023) | | | | | | | | | | | | | | | | | |
| 146150 | Madurai Park Town | 06/03/2021 | Active | 4 | 0 | 0 | 0 | 0.00% | 11 | | 6 | | | | T,M,VP,SC | 13 | |
| 131414 | Madurai Penny Cuick | 06/17/2017 | Active | 32 | 1 | 0 | 1 | 3.23% | 27 | | 5 | | | N | SC | 7 | 90+ Days |
| Exc Award (06/30/2023, 06/30/2024) | | | | | | | | | | | | | | | | | |
| 147367 | Madurai Phoenix | 07/05/2021 | Active | 44 | 9 | 3 | 6 | 15.79% | 36 | 2 | 5 | | 2 | N | T,M,SC | 0 | |
| Exc Award (06/30/2022, 06/30/2023) | | | | | | | | | | | | | | | | | |
| 123594 | Madurai Royal Emperors | 11/11/2014 | Active | 21 | 2 | 7 | -5 | -19.23% | 28 | 6 | 0 | | | N | M,VP | 2 | |
| Exc Award (06/30/2017, 06/30/2021, 06/30/2022) | | | | | | | | | | | | | | | | | |
| 151284 | Madurai Royal Kings | 06/19/2022 | Active | 11 | 0 | 0 | 0 | 0.00% | 17 | | 2 | | | | M,VP,SC | 6 | |
| 118883 | MADURAI SANGAMAM | 03/06/2013 | Active(1) | 14 | 5 | 9 | -4 | -22.22% | 34 | 2 | 1 | | | | P,T,M,VP,SC | 14 | 90+ Days |
| Exc Award (06/30/2017) | | | | | | | | | | | | | | | | | |
| 139901 | Madurai Senthamil | 09/23/2019 | Active | 12 | 0 | 0 | 0 | 0.00% | 12 | | 7 | | | N | S,T,M,VP,SC | 12 | |
| Exc Award (06/30/2021) | | | | | | | | | | | | | | | | | |
| 56282 | MADURAI SEVEN HILLS | 11/28/1994 | Active | 48 | 12 | 0 | 12 | 33.33% | 34 | | 0 | | | N | VP | 0 | \$359.39 |
| Exc Award (06/30/2017) | | | | | | | | | | | | | | | | | |
| 147467 | Madurai Smart City | 07/06/2021 | Active | 7 | 0 | 3 | -3 | -30.00% | 6 | 2 | 0 | | | | P,S,M,VP,SC | 0 | |
| 143882 | Madurai Subramaniapuram | 12/28/2020 | Active | 11 | 1 | 3 | -2 | -15.38% | 15 | 3 | 0 | | | | M,VP,SC | 0 | 90+ Days |
| 106401 | MADURAI SUCCESS | 08/26/2009 | Active | 24 | 0 | 7 | -7 | -22.58% | 33 | 5 | 0 | | | | S,T,M,VP,SC | 4 | |
| Exc Award (06/30/2017, 06/30/2021) | | | | | | | | | | | | | | | | | |
| 106343 | MADURAI SUN | 08/24/2009 | Active(1) | 17 | 0 | 0 | 0 | 0.00% | 17 | | 3 | | None | | P,S,T,M,VP SC | 17 | |
| Exc Award (06/30/2017) | | | | | | | | | | | | | | | | | |



Club Health Assessment for District 324 B through December 2024

| | | | Status | Membership | | | | | | | Reports | | | | | Finance | | LCIF |
|---|--------------------------------|--------------|---|-----------------------------|-------------------|---------------------|----------------|-----------------|---|--|---------------------------|-------------------------------------|------------------------------------|------------------------------|---|--|-----------------------------------|------|
| Club Number | Club Name | Charter Date | | Current Member Count | YTD Members Added | YTD Members Dropped | YTD Net Growth | YTD Net Growth% | Member Count 12 Months Ago | Avg. length of service for dropped members | Months Since Last MMR *** | Yrs. Since Last Officer Report | President Rotation | Vice President Reported **** | Months Since Last Activity Report *** | Account Balance | Donations for current Fiscal Year | |
| | | | Number of times on status quo within last two years | If below 15 members appears | | | | | If net loss is greater than 20% appears | | | If no report in 3 months appears in | When more than one year appears in | Number of repeat terms | Notes the officers that do not have an active | If no report at 12 months appears in red | | |
| 67125 | MADURAI THAMIL | 01/28/2003 | Active(1) | 12 | 0 | 5 | -5 | -29.41% | 10 | 3 | 0 | | 3 | S,M,VP,SC | 1 | | | |
| Exc Award (06/30/2017, 06/30/2018) | | | | | | | | | | | | | | | | | | |
| 147802 | Madurai The Honest | 08/24/2021 | Active | 20 | 3 | 0 | 3 | 17.65% | 18 | | 2 | | | N P,SC | 5 | | | |
| 59052 | MADURAI THENDRAL | 01/27/1997 | Active | 70 | 9 | 2 | 7 | 11.11% | 64 | 3 | 0 | | | M,VP,SC | 0 | | \$850.00 | |
| Exc Award (06/30/2018, 06/30/2022, 06/30/20 | | | | | | | | | | | | | | | | | | |
| 125379 | Madurai Thirunagar Best | 09/23/2015 | Active | 17 | 0 | 0 | 0 | 0.00% | 18 | | 4 | | | S,T,M,VP,SC | 12 | | | |
| Exc Award (06/30/2017) | | | | | | | | | | | | | | | | | | |
| 41090 | MADURAI VAIGAI | 03/08/1982 | Active | 47 | 4 | 1 | 3 | 6.82% | 50 | 1 | 0 | | | N M,SC | 0 | | | |
| Exc Award (06/30/2016, 06/30/2017, 06/30/20 | | | | | | | | | | | | | | | | | | |
| 63616 | MADURAI VAIGAI VADAKARAI | 10/09/2000 | Active | 16 | 0 | 0 | 0 | 0.00% | 17 | | 6 | | 2 | S,T,M,VP,SC | 5 | | | |
| Exc Award (06/30/2016, 06/30/2017) | | | | | | | | | | | | | | | | | | |
| 52836 | MADURAI VANTAGE | 04/01/1992 | Active | 28 | 5 | 0 | 5 | 21.74% | 30 | | 3 | | | P,M,VP,SC | 0 | | | |
| Exc Award (06/30/2016, 06/30/2018, 06/30/20 | | | | | | | | | | | | | | | | | | |
| 65227 | MADURAI VICTORY | 04/15/2002 | Active | 20 | 0 | 7 | -7 | -25.93% | 30 | 8 | 0 | | | S,T,M,VP,SC | 14 | | | |
| Exc Award (06/30/2016, 06/30/2017) | | | | | | | | | | | | | | | | | | |
| 124235 | Madurai Villapuram Pudhu Nagar | 03/02/2015 | Active | 19 | 5 | 6 | -1 | -5.00% | 19 | 6 | 3 | | | M,VP,SC | 4 | | | |
| Exc Award (06/30/2017, 06/30/2018) | | | | | | | | | | | | | | | | | | |
| 151143 | Madurai Vivegam | 06/17/2022 | Active | 37 | 5 | 0 | 5 | 15.63% | 32 | | 0 | | | T,M,VP,SC | 2 | | \$100.00 | |
| Exc Award (06/30/2024) | | | | | | | | | | | | | | | | | | |
| 64186 | MANAMADURAI VAIRAM | 04/18/2001 | Active | 47 | 5 | 7 | -2 | -4.08% | 44 | 6 | 0 | | | S,T,M,VP,SC | 0 | | | |
| Exc Award (06/30/2017, 06/30/2023) | | | | | | | | | | | | | | | | | | |
| 118967 | MARAVAMANGALAM | 03/22/2013 | Active | 21 | 0 | 0 | 0 | 0.00% | 25 | | 6 | | | T,M,VP,SC | 17 | | | |
| Exc Award (06/30/2017, 06/30/2018, 06/30/20 | | | | | | | | | | | | | | | | | | |
| 122992 | Melur Dynamic | 08/22/2014 | Active | 18 | 0 | 0 | 0 | 0.00% | 26 | | 6 | | | P,S,M,VP,SC | 24 | | | |
| 55104 | MELUR SUPREME | 12/07/1993 | Active | 223 | 0 | 16 | -16 | -6.69% | 243 | 6 | 0 | | | R M,SC | 8 | | | |
| Exc Award (06/30/2017, 06/30/2018, 06/30/20 | | | | | | | | | | | | | | | | | | |
| 101614 | NAGAMALAI PUDUKOTTAI | 03/27/2008 | Active | 20 | 0 | 0 | 0 | 0.00% | 20 | | 9 | | | T,M,VP,SC | 4 | | | |
| Exc Award (06/30/2017) | | | | | | | | | | | | | | | | | | |



Club Health Assessment for District 324 B through December 2024

| | | | Status | Membership | | | | | | Reports | | | | | Finance | | LCIF |
|-------------|---|--------------|---|-----------------------------|-------------------|---------------------|----------------|---|----------------------------|--|-------------------------------------|------------------------------------|------------------------|---|--|-----------------|-----------------------------------|
| Club Number | Club Name | Charter Date | | Current Member Count | YTD Members Added | YTD Members Dropped | YTD Net Growth | YTD Net Growth% | Member Count 12 Months Ago | Avg. length of service for dropped members | Months Since Last MMR *** | Yrs. Since Last Officer Report | President Rotation | Vice President Reported **** | Months Since Last Activity Report *** | Account Balance | Donations for current Fiscal Year |
| | | | Number of times on status quo within last two years | If below 15 members appears | | | | If net loss is greater than 20% appears | | | If no report in 3 months appears in | When more than one year appears in | Number of repeat terms | Notes the officers that do not have an active | If no report at 12 months appears in red | | |
| 147365 | Natham City | 07/05/2021 | Active | 37 | 5 | 0 | 5 | 15.63% | 31 | | 2 | | | N | M,SC | 7 | |
| 49144 | NEIKARAPATTI | 01/09/1989 | Active | 59 | 6 | 0 | 6 | 11.32% | 48 | | 0 | | | R | S,T,VP | 0 | |
| | Exc Award (06/30/2018) | | | | | | | | | | | | | | | | |
| 60373 | NILAKKOTTAI FLOWER CITY | 02/16/1998 | Active | 18 | 0 | 0 | 0 | 0.00% | 21 | | 7 | | 2 | N | P,S,M,VP,SC | 12 | |
| 124296 | Nilakkottai Malligai | 03/09/2015 | Active | 8 | 0 | 0 | 0 | 0.00% | 8 | | 13 | | | | S,T,M,VP,SC | 24+ | |
| 26494 | ODDANCHATRAM | 12/21/1971 | Active | 27 | 0 | 0 | 0 | 0.00% | 28 | | 6 | | | R | S,SC | 4 | |
| | Exc Award (06/30/2022) | | | | | | | | | | | | | | | | |
| 26495 | PALANI | 06/20/1964 | Active | 27 | 1 | 7 | -6 | -18.18% | 34 | 15 | 0 | | | | S,M,VP,SC | 0 | |
| | Exc Award (06/30/2016, 06/30/2017, 06/30/20 | | | | | | | | | | | | | | | | |
| 140952 | Palani Doctor Piramanayagam | 02/24/2020 | Active | 52 | 7 | 2 | 5 | 10.64% | 46 | 3 | 1 | | | | S,M,VP,SC | 2 | |
| 110131 | PALANI GOLDEN TEMPLE CITY | 01/27/2011 | Active | 26 | 1 | 0 | 1 | 4.00% | 25 | | 5 | | 2 | | T,M,VP,SC | 14 | |
| | Exc Award (06/30/2016) | | | | | | | | | | | | | | | | |
| 132504 | Palani Good Lions | 09/27/2017 | Active(1) | 16 | 0 | 0 | 0 | 0.00% | 21 | | 6 | | | | P,M,VP,SC | 16 | |
| 108154 | PALANI MALAIKOIL | 04/21/2010 | Active | 42 | 11 | 13 | -2 | -4.55% | 45 | 5 | 0 | | | N | S,T,M,VP,SC | 5 | |
| | Exc Award (06/30/2017) | | | | | | | | | | | | | | | | |
| 65028 | PALANI ROYAL CITY | 02/27/2002 | Active | 17 | 0 | 0 | 0 | 0.00% | 17 | | 10 | | | | S,T,M,VP,SC | 0 | |
| 147312 | Palani Sigaram | 07/04/2021 | Active(1) | 21 | 0 | 0 | 0 | 0.00% | 21 | | 7 | | 2 | | S,T,M,VP,SC | 19 | |
| 139219 | Palani Thanga Ratham | 07/24/2019 | Active | 38 | 6 | 0 | 6 | 18.75% | 34 | | 0 | | | N | M | 0 | |
| | Exc Award (06/30/2022) | | | | | | | | | | | | | | | | |
| 151243 | Palani Town | 06/17/2022 | Active | 24 | 0 | 0 | 0 | 0.00% | 25 | | 6 | | | | P,S,M,VP,SC | 1 | |
| 65015 | PALLATHUR | 02/27/2002 | Active | 21 | 0 | 0 | 0 | 0.00% | 24 | | 6 | | | N | P,S,T | 9 | |
| | Exc Award (06/30/2017) | | | | | | | | | | | | | | | | |
| 100259 | PATTIVEERANPATTI PLANTATION CITY | 09/20/2007 | Active | 32 | 0 | 3 | -3 | -8.57% | 33 | 6 | 4 | | | N | T,M | 22 | |
| | Exc Award (06/30/2017) | | | | | | | | | | | | | | | | |
| 55399 | PERAIYUR SANDAL CITY | 03/11/1994 | Cancelled(8*) | 0 | 0 | 13 | -13 | -100.00% | 13 | 11 | 0 | | None | | P,S,T,M,VP SC | 16 | 90+ Days |
| | Exc Award (06/30/2017) | | | | | | | | | | | | | | | | |
| 147741 | Periyakulam City | 08/30/2021 | Cancelled(8*) | 0 | 0 | 2 | -2 | -100.00% | 16 | 3 | 5 | 1 | None | | P,S,T,M,VP SC | 17 | 90+ Days |



Club Health Assessment for District 324 B through December 2024

| | | | Status | Membership | | | | | | | Reports | | | | | Finance | | LCIF |
|---|------------------------|--------------|---|-----------------------------|-------------------|---------------------|----------------|-----------------|---|--|-------------------------------------|------------------------------------|------------------------|---|--|-----------------|-----------------------------------|------|
| Club Number | Club Name | Charter Date | | Current Member Count | YTD Members Added | YTD Members Dropped | YTD Net Growth | YTD Net Growth% | Member Count 12 Months Ago | Avg. length of service for dropped members | Months Since Last MMR *** | Yrs. Since Last Officer Report | President Rotation | Vice President Reported **** | Months Since Last Activity Report *** | Account Balance | Donations for current Fiscal Year | |
| | | | Number of times on status quo within last two years | If below 15 members appears | | | | | If net loss is greater than 20% appears | | If no report in 3 months appears in | When more than one year appears in | Number of repeat terms | Notes the officers that do not have an active | If no report at 12 months appears in red | | | |
| 52145 | PERIYAKULAM MANGO CITY | 11/07/1991 | Active | 46 | 6 | 0 | 6 | 15.00% | 44 | | 0 | | | T,M,VP,SC | 0 | | | |
| Exc Award (06/30/2016, 06/30/2022, 06/30/20 | | | | | | | | | | | | | | | | | | |
| 138559 | Periyakulam Royal | 06/20/2019 | Active | 27 | 4 | 1 | 3 | 12.50% | 27 | 1 | 3 | | | R S,SC | 2 | | | |
| 39653 | SHOLVANDAN | 03/26/1981 | Active | 44 | 5 | 0 | 5 | 12.82% | 46 | | 2 | | | P,M,VP,SC | 1 | | | |
| Exc Award (06/30/2017, 06/30/2018, 06/30/20 | | | | | | | | | | | | | | | | | | |
| 101779 | SINGAMPUNARI SEVUGA | 05/14/2008 | Active(1) | 25 | 0 | 0 | 0 | 0.00% | 0 | | 4 | | | S,T,M,VP,SC | 17 | | | |
| Exc Award (06/30/2016, 06/30/2017, 06/30/20 | | | | | | | | | | | | | | | | | | |
| 26503 | SIVAGANGA | 09/08/1971 | Active | 47 | 5 | 1 | 4 | 9.30% | 45 | 8 | 0 | | | S,T,M,VP,SC | 0 | | | |
| Exc Award (06/30/2017, 06/30/2023) | | | | | | | | | | | | | | | | | | |
| 65219 | SIVAGANGAI COSMOS | 04/15/2002 | Active(2) | 28 | 0 | 7 | -7 | -20.00% | 30 | 7 | 0 | | | S,T,M,VP,SC | 2 | | | |
| Exc Award (06/30/2017, 06/30/2018, 06/30/20 | | | | | | | | | | | | | | | | | | |
| 111099 | SIVAGANGAI SUPREME | 06/16/2011 | Active | 33 | 1 | 0 | 1 | 3.13% | 31 | | 0 | | | T,M,VP,SC | 13 | | | |
| Exc Award (06/30/2016, 06/30/2017, 06/30/20 | | | | | | | | | | | | | | | | | | |
| 123994 | Theni Honey | 01/23/2015 | Active | 37 | 6 | 0 | 6 | 19.35% | 35 | | 0 | | | N S,M,VP,SC | 0 | | | |
| Exc Award (06/30/2016, 06/30/2017, 06/30/20 | | | | | | | | | | | | | | | | | | |
| 78099 | THENI MULLAI | 01/22/2004 | Active | 46 | 5 | 1 | 4 | 9.52% | 47 | 3 | 5 | | | S,T,M,VP,SC | 3 | | | |
| Exc Award (06/30/2017, 06/30/2022, 06/30/20 | | | | | | | | | | | | | | | | | | |
| 123996 | Theni Royal | 01/23/2015 | Active | 116 | 12 | 0 | 12 | 11.54% | 124 | | 2 | | | P,M,VP,SC | 12 | | | |
| Exc Award (06/30/2017, 06/30/2022) | | | | | | | | | | | | | | | | | | |
| 125850 | Theni Silver Jubilee | 10/19/2015 | Active | 52 | 12 | 2 | 10 | 23.81% | 40 | 1 | 0 | | | M,VP,SC | 2 | | | |
| Exc Award (06/30/2017, 06/30/2022) | | | | | | | | | | | | | | | | | | |
| 104460 | THENI THENDRAL | 01/19/2009 | Active | 32 | 5 | 0 | 5 | 18.52% | 28 | | 5 | | | M,VP,SC | 2 | | | |
| Exc Award (06/30/2017, 06/30/2018, 06/30/20 | | | | | | | | | | | | | | | | | | |
| 56285 | THENI VAIGAI | 11/28/1994 | Active | 134 | 9 | 6 | 3 | 2.29% | 132 | 6 | 0 | | | N M,VP,SC | 0 | | | |
| Exc Award (06/30/2017, 06/30/2018, 06/30/20 | | | | | | | | | | | | | | | | | | |
| 147483 | Thevaram | 08/23/2021 | Active(1) | 32 | 0 | 0 | 0 | 0.00% | 29 | | 7 | | | P,T,M,VP,SC | 10 | | | |
| 151453 | Thevaram Imayam | 06/22/2022 | Active | 32 | 4 | 0 | 4 | 14.29% | 26 | | 0 | | | N P,T,M,VP | 0 | 90+ Days | | |
| Exc Award (06/30/2023) | | | | | | | | | | | | | | | | | | |
| 54174 | THIRUMANGALAM CITY | 03/01/1993 | Active(1) | 33 | 5 | 0 | 5 | 17.86% | 28 | | 5 | | | N T,VP,SC | 17 | | | |



Club Health Assessment for District 324 B through December 2024

| | | | Status | Membership | | | | | | | Reports | | | | | Finance | | LCIF |
|--|----------------------------|--------------|---|-----------------------------|-------------------|---------------------|---|-----------------|----------------------------|--|---------------------------|--------------------------------|------------------------------------|------------------------------|---|--|-----------------------------------|------|
| Club Number | Club Name | Charter Date | | Current Member Count | YTD Members Added | YTD Members Dropped | YTD Net Growth | YTD Net Growth% | Member Count 12 Months Ago | Avg. length of service for dropped members | Months Since Last MMR *** | Yrs. Since Last Officer Report | President Rotation | Vice President Reported **** | Months Since Last Activity Report *** | Account Balance | Donations for current Fiscal Year | |
| | | | Number of times on status quo within last two years | If below 15 members appears | | | If net loss is greater than 20% appears | | | If no report in 3 months appears in | | | When more than one year appears in | Number of repeat terms | Notes the officers that do not have an active | If no report at 12 months appears in red | | |
| Exc Award (06/30/2017, 06/30/2023) | | | | | | | | | | | | | | | | | | |
| 143264 | Thirumangalam Jayam | 10/16/2020 | Active | 25 | 0 | 7 | -7 | -21.88% | 32 | 3 | 4 | | | N | S,M,SC | 13 | | |
| 129270 | Thirumangalam Rose | 11/14/2016 | Active | 22 | 5 | 0 | 5 | 29.41% | 27 | | 5 | | | | P,S,T,M,VP SC | 2 | | |
| 125383 | Thirumangalam Supreme | 09/10/2015 | Active | 33 | 0 | 5 | -5 | -13.16% | 38 | 7 | 1 | | | | S,T,M,VP,SC | 16 | | |
| 143877 | Thirumangalam Thendral | 12/30/2020 | Active(2) | 21 | 0 | 0 | 0 | 0.00% | 21 | | 6 | | | | P,M,VP,SC | 24+ | | |
| 137168 | Thirunagar Pasumai | 01/07/2019 | Status Quo(1) | 15 | 0 | 0 | 0 | 0.00% | 16 | | 5 | | None | | P,T,M,VP,SC | 5 | 90+ Days | |
| 108424 | TIRUMANGALAM AANDANDAM | 05/21/2010 | Active | 34 | 0 | 0 | 0 | 0.00% | 34 | | 0 | | | N | S,M,VP,SC | 8 | | |
| Exc Award (06/30/2016, 06/30/2019, 06/30/20) | | | | | | | | | | | | | | | | | | |
| 50083 | TIRUNAGAR TOWN | 12/30/1989 | Active | 39 | 1 | 1 | 0 | 0.00% | 39 | 19 | 3 | | | N | S,T | 0 | \$53.91 | |
| Exc Award (06/30/2017, 06/30/2019, 06/30/20) | | | | | | | | | | | | | | | | | | |
| 46675 | TIRUPATTUR ARUMUGANAGAR | 11/03/1986 | Active | 56 | 5 | 0 | 5 | 9.80% | 65 | | 5 | | | | M,VP,SC | 1 | | |
| Exc Award (06/30/2016, 06/30/2017, 06/30/20) | | | | | | | | | | | | | | | | | | |
| 50912 | USILAMPATTI CITY | 08/13/1990 | Active | 36 | 0 | 1 | -1 | -2.70% | 37 | 34 | 0 | | | | M,VP,SC | 16 | | |
| Exc Award (06/30/2017) | | | | | | | | | | | | | | | | | | |
| 55379 | VADIPATTY TOWN | 03/02/1994 | Active(1) | 33 | 0 | 0 | 0 | 0.00% | 35 | | 6 | | | N | P,VP,SC | 15 | | |
| Exc Award (06/30/2016, 06/30/2018, 06/30/20) | | | | | | | | | | | | | | | | | | |
| 39380 | VEDASANDUR | 01/26/1981 | Active | 29 | 2 | 4 | -2 | -6.45% | 29 | 4 | 0 | | | | S,T,M,VP,SC | 11 | | |
| Exc Award (06/30/2023) | | | | | | | | | | | | | | | | | | |

Clubs Cancelled Previous Fiscal Year – Clubs Cancelled within last 12 months may be reinstated

| Club Number | Club Name | Charter Date | Current Status* | Cancellation Date |
|-------------|---|--------------|-----------------|-------------------|
| 154882 | Karaikudi Aram | 06/21/2023 | Cancelled(8*) | 06/29/2024 |
| 147678 | Karaikudi Sun City | 08/04/2021 | Cancelled(8*) | 08/29/2023 |
| 124505 | Madurai Fatima Michael College of Engg and Tech | 03/31/2015 | Cancelled(8*) | 02/29/2024 |
| 102412 | MADURAI MOTHER THERESA | 06/13/2008 | Cancelled(6*) | 07/29/2023 |
| 49259 | MADURAI TEMPLE CITY | 02/27/1989 | Cancelled(6*) | 07/29/2023 |
| 154896 | Palani Adivaram | 06/22/2023 | Cancelled(8*) | 12/29/2023 |



Club Health Assessment for District 324 B through December 2024

| | | | Status | | Membership | | | | | | | | Reports | | | | Finance | | LCIF | |
|---------------------------|--------------------------|---------------------------|---|-----------------------------|-----------------------------|-------------------|---------------------|------------------|---|-------------------------------|--|-------------------------------------|------------------------------------|----------------------------------|-------------------------------|---|--|-----------------------------------|----------------------------------|--|
| Club Number | Club Name | Charter Date | | | Current Member Count | YTD Members Added | YTD Members Dropped | YTD Net Growth | YTD Net Growth% | Member Count 12 Months Ago | Avg. length of service for dropped members | Months Since Last MMR *** | Yrs. Since Last Officer Report | President Rotation | Vice President Reported **** | Months Since Last Activity Report *** | Account Balance | Donations for current Fiscal Year | | |
| | | | Number of times on status quo within last two years | | If below 15 members appears | | | | If net loss is greater than 20% appears | | | If no report in 3 months appears in | When more than one year appears in | Number of repeat terms | | Notes the officers that do not have an active | If no report at 12 months appears in red | | | |
| 151343 | Palani Royal Super Kings | 06/20/2022 | Cancelled(8*) | | 12/29/2023 | | | | | | | | | | | | | | | |
| 125286 | Salaigramam Lucky Stars | 08/10/2015 | Cancelled(8*) | | 12/29/2023 | | | | | | | | | | | | | | | |
| Current Total Clubs Count | YTD New Clubs Count | YTD Cancelled Clubs Count | YTD Net Club Gain | Current Total Members Count | YTD Add | YTD Drop | YTD Net Growth | YTD Net Growth % | Member Count 12 Months Ago | Average Member Count Per Club | % of Clubs with less than 20 members | % No MMR in 3 Months | % No Officer Report in 12 Months | % of Clubs with balance 90+ days | Number of Clubs in Status Quo | % Status Quo Clubs in Financial Suspension | Number of Cancelled Clubs | Average Cancelled Club Age | Members Lost Due to Cancellation | % of Clubs Cancelled for Non-Financial Reasons |
| 183 | 10 | 9 | 1 | 5,829 | 800 | 548 | 252 | 4.52% | 5,919 | 32 | 32% | 48% | 0% | 11% | 1 | 100% | 9 | 23 | 232 | -56% |

* - P - Priority Club. Cancellation Reasons: 1-Objectives/conduct, 2-Non-active club, 5-Non-existing club, 6-Disbanding, 7-Merger, 8-Financial Suspension, 9-District/Multiple District Dues.

** - Abbreviation: P-President, S-Secretary, T-Treasurer, M-Member Chairperson, VP-First Vice President, MC-Communications Chairperson, SC-Service Chairperson

*** - Abbreviation: N/R - Never reported using the Lions Clubs website, N/A - Not applicable, No password registered for the Lions Clubs website.

**** - Abbreviation: N - New, IP - Immediate Past, R - Repeat.



Club Health Assessment for District 324 C through December 2024

| | | | Status | Membership | | | | | | | Reports | | | | | Finance | | LCIF | | | |
|-------------------------------|------------------------------------|--------------|---|-----------------------------|-------------------|---------------------|----------------|-----------------|---|--|---------------------------|--------------------------------|--------------------|------------------------------|---------------------------------------|------------------------------------|-----------------------------------|---|--|--|--|
| Club Number | Club Name | Charter Date | | Current Member Count | YTD Members Added | YTD Members Dropped | YTD Net Growth | YTD Net Growth% | Member Count 12 Months Ago | Avg. length of service for dropped members | Months Since Last MMR *** | Yrs. Since Last Officer Report | President Rotation | Vice President Reported **** | Months Since Last Activity Report *** | Account Balance | Donations for current Fiscal Year | | | | |
| | | | Number of times on status quo within last two years | If below 15 members appears | | | | | If net loss is greater than 20% appears | | | | | | If no report in 3 months appears in | When more than one year appears in | Number of repeat terms | Notes the officers that do not have an active | If no report at 12 months appears in red | | |
| Clubs less than two years old | | | | | | | | | | | | | | | | | | | | | |
| 173163 | Chinnavedampatti Industrial Estate | 07/23/2024 | Active | 20 | 20 | 0 | 20 | 100.00% | 0 | | 5 | | | | M,VP,SC | 1 | | | | | |
| 154069 | Coimbatore Akshayam | 03/31/2023 | Active | 23 | 3 | 0 | 3 | 15.00% | 16 | | 0 | | | N | | 1 | | | | | |
| 172763 | Coimbatore Almighty | 07/15/2024 | Active | 23 | 23 | 0 | 23 | 100.00% | 0 | | 0 | | | N | M,SC | 5 | | | | | |
| 154070 | Coimbatore Ananda Akilam | 04/11/2023 | Active | 28 | 0 | 0 | 0 | 0.00% | 28 | | 7 | | 3 | N | T,M,VP,SC | 5 | | | | | |
| 155160 | Coimbatore Anandham | 07/14/2023 | Active | 25 | 5 | 0 | 5 | 25.00% | 22 | | 4 | | | N | S,M,VP | 2 | | | | | |
| 172915 | Coimbatore Anbu | 07/11/2024 | Active | 28 | 28 | 0 | 28 | 100.00% | 0 | | 0 | | | | M,VP,SC | 0 | | | | | |
| 156308 | Coimbatore Challengers | 09/30/2023 | Active | 18 | 1 | 0 | 1 | 5.88% | 20 | | 3 | | 2 | | T,M,VP,SC | 5 | 90+ Days | | | | |
| 175556 | Coimbatore Creator | 07/28/2024 | Status Quo(1) | 21 | 21 | 0 | 21 | 100.00% | 0 | | 5 | | | | M,VP,SC | 4 | 90+ Days | | | | |
| 152653 | Coimbatore Crypto | 02/14/2023 | Active(1) | 25 | 11 | 10 | 1 | 4.17% | 24 | 2 | 1 | | 3 | N | | 0 | | | | | |
| 174175 | Coimbatore Entrepreneurs | 07/12/2024 | Active | 22 | 22 | 0 | 22 | 100.00% | 0 | | 0 | | | N | M | 1 | | | | | |
| 157776 | Coimbatore Great Legends | 04/18/2024 | Active | 21 | 0 | 5 | -5 | -19.23% | 0 | 1 | 3 | | 2 | R | T,M,VP,SC | 4 | | \$23.96 | | | |
| 152654 | Coimbatore Kalanchiyam | 01/25/2023 | Active(1) | 19 | 0 | 0 | 0 | 0.00% | 0 | | 11 | | None | | P,S,T,M,VP SC | 4 | | | | | |
| 172746 | Coimbatore Mahizhchi | 07/17/2024 | Active | 51 | 51 | 0 | 51 | 100.00% | 0 | | 0 | | | N | | 2 | | | | | |
| 172197 | Coimbatore Pearls | 06/26/2024 | Active | 22 | 2 | 0 | 2 | 10.00% | 0 | | 4 | | | | M,VP,SC | 0 | | | | | |
| 152904 | Coimbatore Sharks | 03/17/2023 | Active(1) | 16 | 0 | 0 | 0 | 0.00% | 20 | | 6 | | 3 | | M,VP,SC | 4 | | | | | |
| 152883 | Coimbatore Top City | 03/06/2023 | Active | 17 | 0 | 0 | 0 | 0.00% | 20 | | 6 | | | N | M,SC | 4 | | | | | |
| 176078 | Coimbatore Vanam | 07/26/2024 | Active | 20 | 20 | 0 | 20 | 100.00% | 0 | | 5 | | | | M,VP,SC | 4 | | | | | |
| 176079 | Muthugoundanpudur | 08/05/2024 | Active | 20 | 20 | 0 | 20 | 100.00% | 0 | | 4 | | | | M,VP,SC | N/R | | | | | |
| 171740 | Palladam Texcity | 05/30/2024 | Active | 47 | 28 | 2 | 26 | 123.81% | 0 | 0 | 0 | | 2 | | M,VP,SC | 5 | | \$359.39 | | | |
| 178739 | Pollachi Friends | 09/19/2024 | Newly Chartered | 20 | 20 | 0 | 20 | 100.00% | 0 | | 3 | | | | P,M,VP,SC | 2 | | | | | |
| 156394 | Pollachi Nature | 10/11/2023 | Active | 22 | 0 | 0 | 0 | 0.00% | 22 | | 7 | | | N | S | 3 | | | | | |
| 152864 | Pollachi Nature City | 06/26/2023 | Cancelled(8*) | 0 | 0 | 20 | -20 | -100.00% | 20 | 2 | 0 | 1 | None | | P,S,T,M,VP SC | 4 | 90+ Days | \$59.90 | | | |
| 178742 | Pollachi Pearls | 09/19/2024 | Newly Chartered | 20 | 20 | 0 | 20 | 100.00% | 0 | | 3 | | | | M,VP,SC | 2 | | | | | |



Club Health Assessment for District 324 C through December 2024

| | | | Status | Membership | | | | | | | Reports | | | | | Finance | | LCIF |
|--|---------------------------------------|--------------|---|-----------------------------|-------------------|---------------------|----------------|---|----------------------------|--|-------------------------------------|------------------------------------|------------------------|---|--|-----------------|-----------------------------------|------|
| Club Number | Club Name | Charter Date | | Current Member Count | YTD Members Added | YTD Members Dropped | YTD Net Growth | YTD Net Growth% | Member Count 12 Months Ago | Avg. length of service for dropped members | Months Since Last MMR *** | Yrs. Since Last Officer Report | President Rotation | Vice President Reported **** | Months Since Last Activity Report *** | Account Balance | Donations for current Fiscal Year | |
| | | | Number of times on status quo within last two years | If below 15 members appears | | | | If net loss is greater than 20% appears | | | If no report in 3 months appears in | When more than one year appears in | Number of repeat terms | Notes the officers that do not have an active | If no report at 12 months appears in red | | | |
| 173392 | Tirupur Area | 07/26/2024 | Active | 22 | 22 | 0 | 22 | 100.00% | 0 | | 0 | | | M,VP,SC | 4 | | | |
| 155810 | Tirupur Royals | 09/29/2023 | Cancelled(8*) | 0 | 0 | 20 | -20 | -100.00% | 20 | 1 | 3 | | None | P,S,T,M,VP SC | 4 | 90+ Days | | |
| 155764 | Tirupur Stars | 09/29/2023 | Cancelled(8*) | 0 | 0 | 20 | -20 | -100.00% | 20 | 1 | 3 | | None | P,S,T,M,VP SC | 5 | 90+ Days | | |
| 155808 | Tirupur Vallalkal | 09/29/2023 | Cancelled(8*) | 0 | 0 | 20 | -20 | -100.00% | 20 | 1 | 15 | 1 | None | P,S,T,M,VP SC | 4 | 90+ Days | | |
| 178384 | Tirupur Young Anchor | 09/17/2024 | Newly Chartered | 20 | 20 | 0 | 20 | 100.00% | 0 | | 0 | | | VP | 0 | | | |
| 157236 | Udumalpet New Royals | 05/30/2024 | Active | 25 | 0 | 0 | 0 | 0.00% | 0 | | 6 | | None | P,S,M,VP,SC | 4 | | | |
| Exc Award (06/30/2024) | | | | | | | | | | | | | | | | | | |
| Clubs more than two years old | | | | | | | | | | | | | | | | | | |
| 43824 | ANAIMALAI | 04/04/1984 | Active | 16 | 0 | 2 | -2 | -11.11% | 23 | 5 | 0 | | 4 | R M | 0 | | | |
| Exc Award (06/30/2017, 06/30/2019) | | | | | | | | | | | | | | | | | | |
| 151148 | Anaimalai Legend | 06/13/2022 | Cancelled(8*) | 0 | 0 | 20 | -20 | -100.00% | 20 | 3 | 0 | | None | P,S,T,M,VP SC | 4 | 90+ Days | | |
| 26472 | COIMBATORE | 04/17/1958 | Active | 75 | 0 | 0 | 0 | 0.00% | 81 | | 6 | | N | M,VP,SC | 5 | | | |
| Exc Award (06/30/2022, 06/30/2023) | | | | | | | | | | | | | | | | | | |
| 103376 | COIMBATORE AXIOM | 09/10/2008 | Active | 15 | 0 | 0 | 0 | 0.00% | 17 | | 6 | | 2 | N S,T,M,VP,SC | 4 | | | |
| Exc Award (06/30/2017, 06/30/2018) | | | | | | | | | | | | | | | | | | |
| 141702 | Coimbatore Aadhavan | 06/17/2020 | Cancelled(8*) | 0 | 0 | 15 | -15 | -100.00% | 15 | 7 | 0 | 1 | None | P,S,T,M,VP SC | 5 | 90+ Days | | |
| 137382 | Coimbatore Aakash | 05/27/2019 | Active | 77 | 2 | 0 | 2 | 2.67% | 69 | | 0 | | N | VP | 5 | | | |
| Exc Award (06/30/2022, 06/30/2024) | | | | | | | | | | | | | | | | | | |
| 147244 | Coimbatore Advocates | 07/07/2021 | Cancelled(8*) | 0 | 0 | 20 | -20 | -100.00% | 20 | 3 | 6 | | None | P,S,T,M,VP SC | 4 | 90+ Days | | |
| 131753 | Coimbatore Agnee | 07/04/2017 | Active | 30 | 0 | 1 | -1 | -3.23% | 48 | 4 | 2 | | | T,M,VP,SC | 4 | | | |
| Exc Award (06/30/2018, 06/30/2019, 06/30/2020) | | | | | | | | | | | | | | | | | | |
| 142985 | Coimbatore Auro Miraa Mothers Village | 10/08/2020 | Cancelled(8*) | 0 | 0 | 10 | -10 | -100.00% | 11 | 5 | 0 | | None | P,S,T,M,VP SC | 3 | 90+ Days | | |
| Exc Award (06/30/2022) | | | | | | | | | | | | | | | | | | |
| 108523 | COIMBATORE BLOSSOM | 06/01/2010 | Cancelled(8*) | 0 | 0 | 14 | -14 | -100.00% | 23 | 8 | 0 | 1 | None | P,S,T,M,VP SC | 4 | 90+ Days | | |
| Exc Award (06/30/2017, 06/30/2019) | | | | | | | | | | | | | | | | | | |
| 117679 | COIMBATORE BLUESKY | 08/21/2012 | Active(1) | 12 | 0 | 0 | 0 | 0.00% | 12 | | 18 | 1 | None | P,S,T,M,VP SC | 4 | | | |
| Exc Award (06/30/2018) | | | | | | | | | | | | | | | | | | |



Club Health Assessment for District 324 C through December 2024

| | | | Status | Membership | | | | | | | Reports | | | | | Finance | LCIF |
|-------------|---|--------------|---|-----------------------------|-------------------|---------------------|----------------|---|----------------------------|--|-------------------------------------|------------------------------------|------------------------|---|--|-----------------|-----------------------------------|
| Club Number | Club Name | Charter Date | | Current Member Count | YTD Members Added | YTD Members Dropped | YTD Net Growth | YTD Net Growth% | Member Count 12 Months Ago | Avg. length of service for dropped members | Months Since Last MMR *** | Yrs. Since Last Officer Report | President Rotation | Vice President Reported **** | Months Since Last Activity Report *** | Account Balance | Donations for current Fiscal Year |
| | | | Number of times on status quo within last two years | If below 15 members appears | | | | If net loss is greater than 20% appears | | | If no report in 3 months appears in | When more than one year appears in | Number of repeat terms | Notes the officers that do not have an active | If no report at 12 months appears in red | | |
| 110420 | COIMBATORE BRAVE QUEENS Exc Award (06/30/2018) | 02/23/2011 | Active(1) | 7 | 0 | 0 | 0 | 0.00% | 15 | | 0 | | | S,T,M,VP,SC | 4 | | |
| 40289 | COIMBATORE CENTRAL Exc Award (06/30/2017, 06/30/2018, 06/30/2019) | 07/28/1981 | Active | 39 | 3 | 3 | 0 | 0.00% | 54 | 7 | 0 | | | N | 0 | | |
| 120578 | Coimbatore City Central Exc Award (06/30/2017, 06/30/2019, 06/30/2020) | 10/22/2013 | Active | 36 | 0 | 5 | -5 | -12.20% | 41 | 7 | 5 | | | N | 4 | | |
| 142086 | Coimbatore Consultants Exc Award (06/30/2022) | 07/08/2020 | Active | 19 | 1 | 0 | 1 | 5.56% | 20 | | 0 | | | N | 4 | | |
| 41942 | COIMBATORE COSMOS Exc Award (06/30/2017, 06/30/2019) | 10/11/1982 | Active | 20 | 0 | 2 | -2 | -9.09% | 13 | 0 | 5 | | | N | 4 | | |
| 50270 | COIMBATORE COTTON CITY Exc Award (06/30/2017) | 03/05/1990 | Active | 26 | 0 | 2 | -2 | -7.14% | 36 | 5 | 0 | | 2 | N | 5 | | \$59.90 |
| 60015 | COIMBATORE GALAXY Exc Award (06/30/2018, 06/30/2019) | 10/09/1997 | Active(1) | 45 | 3 | 0 | 3 | 7.14% | 50 | | 3 | | | R | 5 | | |
| 44328 | COIMBATORE GANAPATHY Exc Award (06/30/2017, 06/30/2018, 06/30/2019) | 10/19/1984 | Active | 40 | 0 | 0 | 0 | 0.00% | 99 | | 6 | | | R | 5 | | |
| 104674 | COIMBATORE GANAPATHY TOWN Exc Award (06/30/2018) | 02/10/2009 | Active | 27 | 2 | 0 | 2 | 8.00% | 25 | | 5 | | | N | 2 | | |
| 55528 | COIMBATORE GOLDEN CITY Exc Award (06/30/2017, 06/30/2018, 06/30/2019) | 04/07/1994 | Active | 43 | 2 | 0 | 2 | 4.88% | 43 | | 5 | | | N | 0 | | |
| 106616 | COIMBATORE GREEN | 09/16/2009 | Active | 38 | 11 | 0 | 11 | 40.74% | 34 | | 0 | | | N | 0 | | |
| 151740 | Coimbatore Happy Home | 07/13/2022 | Active | 21 | 7 | 0 | 7 | 50.00% | 26 | | 2 | | | N | 1 | | \$1,034.56 |
| 52264 | COIMBATORE HOPE Exc Award (06/30/2017, 06/30/2018, 06/30/2019) | 12/13/1991 | Active | 35 | 0 | 4 | -4 | -10.26% | 40 | 5 | 1 | | | N | 5 | | |
| 120512 | Coimbatore Imayam Exc Award (06/30/2018, 06/30/2024) | 10/10/2013 | Active | 39 | 0 | 9 | -9 | -18.75% | 73 | 5 | 0 | | | R | 1 | | \$239.59 |
| 42125 | COIMBATORE INDUS ESTATE Exc Award (06/30/2017, 06/30/2018, 06/30/2019) | 12/20/1982 | Active | 36 | 0 | 0 | 0 | 0.00% | 78 | | 4 | | | S,T,M,VP,SC | 5 | | \$457.62 |



Club Health Assessment for District 324 C through December 2024

| | | | Status | Membership | | | | | | | Reports | | | | | Finance | | LCIF |
|--|---|--------------|---|-----------------------------|-------------------|---------------------|----------------|---|----------------------------|--|-------------------------------------|------------------------------------|------------------------|---|--|-----------------|-----------------------------------|------|
| Club Number | Club Name | Charter Date | | Current Member Count | YTD Members Added | YTD Members Dropped | YTD Net Growth | YTD Net Growth% | Member Count 12 Months Ago | Avg. length of service for dropped members | Months Since Last MMR *** | Yrs. Since Last Officer Report | President Rotation | Vice President Reported **** | Months Since Last Activity Report *** | Account Balance | Donations for current Fiscal Year | |
| | | | Number of times on status quo within last two years | If below 15 members appears | | | | If net loss is greater than 20% appears | | | If no report in 3 months appears in | When more than one year appears in | Number of repeat terms | Notes the officers that do not have an active | If no report at 12 months appears in red | | | |
| 119555 | Coimbatore Industrial City | 06/07/2013 | Active | 18 | 0 | 0 | 0 | 0.00% | 26 | | 6 | | 2 | N | M,VP,SC | 4 | | |
| Exc Award (06/30/2017, 06/30/2018, 06/30/2020) | | | | | | | | | | | | | | | | | | |
| 151741 | Coimbatore Integrity | 07/11/2022 | Active | 57 | 14 | 10 | 4 | 7.55% | 55 | 2 | 0 | | | N | | 0 | \$1,999.88 | |
| 55718 | COIMBATORE K R PURAM | 05/17/1994 | Active | 25 | 2 | 0 | 2 | 8.70% | 22 | | 3 | | | R | M | 1 | | |
| Exc Award (06/30/2018, 06/30/2019, 06/30/2020) | | | | | | | | | | | | | | | | | | |
| 148240 | Coimbatore Kalapatti Sirakukul | 10/18/2021 | Active | 28 | 2 | 0 | 2 | 7.69% | 27 | | 0 | | | | T,VP | 5 | | |
| 141018 | Coimbatore Kovai Smart City | 02/25/2020 | Active | 22 | 0 | 0 | 0 | 0.00% | 22 | | 13 | | 2 | R | M,SC | 3 | | |
| Exc Award (06/30/2021) | | | | | | | | | | | | | | | | | | |
| 106700 | COIMBATORE KURINJI | 10/02/2009 | Active | 41 | 0 | 12 | -12 | -22.64% | 68 | 6 | 0 | | | N | T,VP,SC | 0 | \$59.90 | |
| Exc Award (06/30/2021, 06/30/2022) | | | | | | | | | | | | | | | | | | |
| 109301 | COIMBATORE MARUDAMALA | 09/23/2010 | Active | 30 | 2 | 0 | 2 | 7.14% | 46 | | 2 | | | N | M,VP | 0 | \$100.63 | |
| Exc Award (06/30/2017, 06/30/2022) | | | | | | | | | | | | | | | | | | |
| 147034 | Coimbatore Merit | 07/06/2021 | Active | 20 | 5 | 3 | 2 | 11.11% | 21 | 3 | 0 | | | R | | 0 | \$11.98 | |
| 60955 | COIMBATORE MID TOWN | 06/26/1998 | Active(1) | 8 | 0 | 0 | 0 | 0.00% | 15 | | 6 | | 3 | | T,M,VP,SC | 4 | | |
| Exc Award (06/30/2018, 06/30/2019) | | | | | | | | | | | | | | | | | | |
| 106566 | COIMBATORE NEHRU NAGAR | 09/10/2009 | Active(1) | 101 | 6 | 0 | 6 | 6.32% | 86 | | 0 | | | N | P,S | 0 | | |
| Exc Award (06/30/2018, 06/30/2019, 06/30/2020) | | | | | | | | | | | | | | | | | | |
| 78050 | COIMBATORE NOBLE HEARTS | 02/25/2004 | Active | 36 | 0 | 1 | -1 | -2.70% | 37 | 12 | 2 | | | R | M,SC | 4 | | |
| Exc Award (06/30/2017, 06/30/2018, 06/30/2020) | | | | | | | | | | | | | | | | | | |
| 52266 | COIMBATORE ONDIPUDUR | 12/13/1991 | Active | 27 | 0 | 3 | -3 | -10.00% | 36 | 10 | 0 | | | R | M | 3 | \$185.68 | |
| Exc Award (06/30/2019) | | | | | | | | | | | | | | | | | | |
| 55531 | COIMBATORE ORION | 04/04/1994 | Active(1) | 34 | 2 | 2 | 0 | 0.00% | 35 | 7 | 0 | | | N | T,M,VP | 1 | | |
| Exc Award (06/30/2023) | | | | | | | | | | | | | | | | | | |
| 141990 | Coimbatore Patteeswara | 07/07/2020 | Active(1) | 36 | 11 | 6 | 5 | 16.13% | 48 | 3 | 0 | | | N | M,VP,SC | 1 | \$999.94 | |
| Exc Award (06/30/2022, 06/30/2023) | | | | | | | | | | | | | | | | | | |
| 125684 | Coimbatore Peelamedu Kings | 08/24/2015 | Active | 24 | 3 | 0 | 3 | 14.29% | 24 | | 3 | | | N | SC | 0 | | |
| Exc Award (06/30/2017, 06/30/2018, 06/30/2020) | | | | | | | | | | | | | | | | | | |
| 151187 | Coimbatore PSGR Krishnammal College for | 06/22/2022 | Active | 6 | 0 | 4 | -4 | -40.00% | 20 | 3 | 0 | | | | M,VP | 0 | | |



Club Health Assessment for District 324 C through December 2024

| | | | Status | Membership | | | | | | | Reports | | | | | Finance | LCIF | |
|--|---|--------------|---|-----------------------------|-------------------|---------------------|----------------|-----------------|---|--|---------------------------|-------------------------------------|------------------------------------|------------------------------|---|--|-----------------------------------|--|
| Club Number | Club Name | Charter Date | | Current Member Count | YTD Members Added | YTD Members Dropped | YTD Net Growth | YTD Net Growth% | Member Count 12 Months Ago | Avg. length of service for dropped members | Months Since Last MMR *** | Yrs. Since Last Officer Report | President Rotation | Vice President Reported **** | Months Since Last Activity Report *** | Account Balance | Donations for current Fiscal Year | |
| | | | Number of times on status quo within last two years | If below 15 members appears | | | | | If net loss is greater than 20% appears | | | If no report in 3 months appears in | When more than one year appears in | Number of repeat terms | Notes the officers that do not have an active | If no report at 12 months appears in red | | |
| 52268 | COIMBATORE RAMANATHAPURAM | 12/13/1991 | Active | 15 | 0 | 0 | 0 | 0.00% | 13 | | 9 | 1 | None | P,S,T,M,VP SC | 5 | 90+ Days | | |
| 30085 | COIMBATORE RAMNAGAR | 12/30/1974 | Active | 30 | 1 | 2 | -1 | -3.23% | 49 | 16 | 0 | | | R T | 0 | | \$59.90 | |
| Exc Award (06/30/2017, 06/30/2019, 06/30/2020) | | | | | | | | | | | | | | | | | | |
| 106581 | COIMBATORE RANGANATHAN | 09/10/2009 | Active | 25 | 0 | 0 | 0 | 0.00% | 278 | | 1 | | | M,VP,SC | 4 | | | |
| Exc Award (06/30/2019) | | | | | | | | | | | | | | | | | | |
| 148810 | Coimbatore Real Value | 11/15/2021 | Active | 32 | 10 | 0 | 10 | 45.45% | 41 | | 0 | | | N | 0 | | | |
| Exc Award (06/30/2022, 06/30/2023) | | | | | | | | | | | | | | | | | | |
| 147841 | Coimbatore Royal | 09/16/2021 | Active | 20 | 0 | 0 | 0 | 0.00% | 20 | | 14 | | | N M | 4 | | | |
| Exc Award (06/30/2022) | | | | | | | | | | | | | | | | | | |
| 142243 | Coimbatore Royal Pride | 07/15/2020 | Cancelled(8*) | 0 | 0 | 27 | -27 | -100.00% | 65 | 3 | 0 | | None | P,S,T,M,VP SC | 5 | 90+ Days | | |
| Exc Award (06/30/2022, 06/30/2023) | | | | | | | | | | | | | | | | | | |
| 57537 | COIMBATORE SAVERIARPALAYAM | 11/10/1995 | Active | 53 | 8 | 0 | 8 | 17.78% | 46 | | 4 | | | N T,M | 1 | | | |
| Exc Award (06/30/2023) | | | | | | | | | | | | | | | | | | |
| 116840 | COIMBATORE SIDCO INDUSTRIAL ESTATE | 05/15/2012 | Active | 67 | 0 | 12 | -12 | -15.19% | 78 | 9 | 0 | | | N SC | 5 | | | |
| Exc Award (06/30/2018, 06/30/2019, 06/30/2020) | | | | | | | | | | | | | | | | | | |
| 131938 | Coimbatore Sigaram | 07/04/2017 | Active | 21 | 0 | 1 | -1 | -4.55% | 35 | 2 | 3 | | | N | 0 | | \$59.90 | |
| Exc Award (06/30/2018) | | | | | | | | | | | | | | | | | | |
| 44332 | COIMBATORE SINGANALLUR | 10/22/1984 | Active | 32 | 2 | 0 | 2 | 6.67% | 35 | | 2 | | | N | 2 | | \$59.90 | |
| Exc Award (06/30/2017, 06/30/2019) | | | | | | | | | | | | | | | | | | |
| 53679 | COIMBATORE SPIN CITY | 09/14/1992 | Active | 30 | 3 | 0 | 3 | 11.11% | 87 | | 3 | | | N VP,SC | 2 | | \$59.90 | |
| Exc Award (06/30/2017) | | | | | | | | | | | | | | | | | | |
| 144775 | Coimbatore Sri Subaganesh Industrial Estate | 12/31/2020 | Active | 24 | 0 | 0 | 0 | 0.00% | 21 | | 6 | | 2 | N T,M,VP,SC | 4 | 90+ Days | | |
| 136750 | Coimbatore Stars | 11/13/2018 | Active | 15 | 0 | 1 | -1 | -6.25% | 26 | 6 | 5 | | | N S,M | 4 | | | |
| Exc Award (06/30/2023) | | | | | | | | | | | | | | | | | | |
| 150007 | Coimbatore Superior Kings | 03/25/2022 | Active(1) | 26 | 0 | 3 | -3 | -10.34% | 39 | 2 | 0 | | | N M | 0 | | | |
| 53946 | COIMBATORE SUPREME | 12/29/1992 | Active | 57 | 1 | 0 | 1 | 1.79% | 55 | | 0 | | | T,M,VP,SC | 0 | | | |
| Exc Award (06/30/2018, 06/30/2019, 06/30/2020) | | | | | | | | | | | | | | | | | | |



Club Health Assessment for District 324 C through December 2024

| | | | Status | Membership | | | | | | | Reports | | | | | Finance | | LCIF |
|-------------|--|--------------|---|-----------------------------|-------------------|---------------------|----------------|---|----------------------------|--|-------------------------------------|------------------------------------|------------------------|---|--|-----------------|-----------------------------------|------|
| Club Number | Club Name | Charter Date | | Current Member Count | YTD Members Added | YTD Members Dropped | YTD Net Growth | YTD Net Growth% | Member Count 12 Months Ago | Avg. length of service for dropped members | Months Since Last MMR *** | Yrs. Since Last Officer Report | President Rotation | Vice President Reported **** | Months Since Last Activity Report *** | Account Balance | Donations for current Fiscal Year | |
| | | | Number of times on status quo within last two years | If below 15 members appears | | | | If net loss is greater than 20% appears | | | If no report in 3 months appears in | When more than one year appears in | Number of repeat terms | Notes the officers that do not have an active | If no report at 12 months appears in red | | | |
| 103664 | COIMBATORE TIDELL CITY | 09/18/2008 | Active | 63 | 0 | 6 | -6 | -8.70% | 101 | 8 | 1 | | | VP,SC | 2 | | \$23.96 | |
| | Exc Award (06/30/2017, 06/30/2018, 06/30/2020) | | | | | | | | | | | | | | | | | |
| 148136 | Coimbatore Udhayam | 10/07/2021 | Active(2) | 16 | 0 | 0 | 0 | 0.00% | 36 | | 6 | | | N P | 4 | | | |
| 138317 | Coimbatore Vyasara | 05/29/2019 | Cancelled(8*) | 0 | 0 | 45 | -45 | -100.00% | 45 | 5 | 0 | 1 | None | P,S,T,M,VP SC P | 4 | 90+ Days | | |
| 110126 | KOLUMAM | 01/14/2011 | Active(1) | 18 | 0 | 0 | 0 | 0.00% | 19 | | 2 | | | N | 0 | | | |
| | Exc Award (06/30/2018, 06/30/2022) | | | | | | | | | | | | | | | | | |
| 42898 | KOTAGIRI | 06/14/1983 | Active(1) | 40 | 1 | 0 | 1 | 2.56% | 39 | | 1 | | | N S,M | 0 | | | |
| | Exc Award (06/30/2019) | | | | | | | | | | | | | | | | | |
| 103415 | KOVAI PUNJAI PULIAMPATTI | 08/14/2008 | Cancelled(8*) | 0 | 0 | 24 | -24 | -100.00% | 24 | 11 | 0 | 1 | None | P,S,T,M,VP SC | 5 | 90+ Days | | |
| | Exc Award (06/30/2017) | | | | | | | | | | | | | | | | | |
| 103666 | KURICHI INDUSTRIAL ESTATE | 09/18/2008 | Active | 202 | 12 | 81 | -69 | -25.46% | 268 | 11 | 0 | | 2 | T,VP,SC | 1 | | \$999.94 | |
| | Exc Award (06/30/2017, 06/30/2018, 06/30/2020) | | | | | | | | | | | | | | | | | |
| 48696 | MADATHUKULAM | 06/01/1988 | Active | 71 | 29 | 0 | 29 | 69.05% | 38 | | 5 | | | N M,VP,SC | 4 | | | |
| | Exc Award (06/30/2017, 06/30/2019, 06/30/2020) | | | | | | | | | | | | | | | | | |
| 26474 | NILGIRIS | 01/12/1960 | Active | 39 | 0 | 6 | -6 | -13.33% | 46 | 13 | 1 | | | M,VP,SC | 5 | | | |
| | Exc Award (06/30/2018) | | | | | | | | | | | | | | | | | |
| 35262 | OOTACAMUND | 03/03/1978 | Active | 21 | 2 | 0 | 2 | 10.53% | 18 | | 5 | | | N SC | 5 | | | |
| | Exc Award (06/30/2018, 06/30/2019, 06/30/2020) | | | | | | | | | | | | | | | | | |
| 148197 | Ootacamund Kings | 10/07/2021 | Active | 24 | 2 | 3 | -1 | -4.00% | 51 | 3 | 3 | | | N | 3 | | | |
| | Exc Award (06/30/2024) | | | | | | | | | | | | | | | | | |
| 58352 | OOTY CROWN | 05/29/1996 | Active | 11 | 0 | 0 | 0 | 0.00% | 11 | | 18 | | | R P,T,M,VP,SC | 4 | | \$23.96 | |
| | Exc Award (06/30/2018) | | | | | | | | | | | | | | | | | |
| 51159 | OOTY TOWN | 12/28/1990 | Active | 39 | 0 | 0 | 0 | 0.00% | 40 | | 7 | | 2 | R T,M,VP | 5 | | | |
| | Exc Award (06/30/2017, 06/30/2018, 06/30/2020) | | | | | | | | | | | | | | | | | |
| 43827 | PALLADAM | 04/24/1984 | Active | 67 | 1 | 7 | -6 | -8.22% | 98 | 12 | 1 | | | R T,M,VP | 3 | | | |
| | Exc Award (06/30/2017, 06/30/2019, 06/30/2020) | | | | | | | | | | | | | | | | | |
| 144587 | Palladam Friends | 01/06/2021 | Active(1) | 26 | 2 | 1 | 1 | 4.00% | 26 | 3 | 4 | | | S,T,M,VP,SC | 4 | | \$119.80 | |
| | Exc Award (06/30/2022) | | | | | | | | | | | | | | | | | |



Club Health Assessment for District 324 C through December 2024

| | | | Status | Membership | | | | | | | Reports | | | | | Finance | LCIF | |
|-------------|---|--------------|---|-----------------------------|-------------------|---------------------|----------------|-----------------|---|--|---------------------------|-------------------------------------|------------------------------------|------------------------------|---|--|-----------------------------------|----------|
| Club Number | Club Name | Charter Date | | Current Member Count | YTD Members Added | YTD Members Dropped | YTD Net Growth | YTD Net Growth% | Member Count 12 Months Ago | Avg. length of service for dropped members | Months Since Last MMR *** | Yrs. Since Last Officer Report | President Rotation | Vice President Reported **** | Months Since Last Activity Report *** | Account Balance | Donations for current Fiscal Year | |
| | | | Number of times on status quo within last two years | If below 15 members appears | | | | | If net loss is greater than 20% appears | | | If no report in 3 months appears in | When more than one year appears in | Number of repeat terms | Notes the officers that do not have an active | If no report at 12 months appears in red | | |
| 107678 | PANNIMADAI Exc Award (06/30/2017, 06/30/2018) | 02/25/2010 | Active | 15 | 0 | 16 | -16 | -51.61% | 146 | 7 | 0 | | 6 | N | T,M,VP | 5 | 90+ Days | \$999.94 |
| 147035 | Periya Negamam | 07/06/2021 | Cancelled(8*) | 0 | 0 | 20 | -20 | -100.00% | 20 | 3 | 22 | 2 | None | | P,S,T,M,VP SC | 4 | 90+ Days | |
| 26497 | POLLACHI Exc Award (06/30/2018, 06/30/2019, 06/30/2020) | 03/14/1965 | Active | 68 | 3 | 0 | 3 | 4.62% | 111 | | 5 | | | N | M,VP | 1 | | |
| 138395 | Pollachi Agni | 05/29/2019 | Active(1) | 51 | 0 | 1 | -1 | -1.92% | 52 | 4 | 2 | | | N | S,VP | 4 | | |
| 123977 | Pollachi Centrall Exc Award (06/30/2017, 06/30/2018, 06/30/2020) | 01/15/2015 | Active | 41 | 0 | 47 | -47 | -53.41% | 85 | 5 | 0 | | | R | S,VP | 2 | | |
| 141678 | Pollachi Elite | 06/11/2020 | Active | 22 | 0 | 0 | 0 | 0.00% | 38 | | 6 | | | N | P,T,M | 5 | | |
| 144498 | Pollachi Excellence Exc Award (06/30/2022) | 01/04/2021 | Active | 18 | 0 | 4 | -4 | -18.18% | 22 | 2 | 1 | | | N | | 5 | | |
| 134992 | Pollachi Grand | 06/19/2018 | Active | 17 | 0 | 0 | 0 | 0.00% | 17 | | 7 | | | N | P,T | 5 | | |
| 123100 | Pollachi Pride Exc Award (06/30/2017, 06/30/2019, 06/30/2020) | 09/10/2014 | Active(1) | 18 | 1 | 10 | -9 | -33.33% | 33 | 2 | 1 | | | N | P,T | 5 | | |
| 126404 | Pollachi Royals Exc Award (06/30/2017) | 01/13/2016 | Active | 34 | 6 | 1 | 5 | 17.24% | 49 | 1 | 2 | | | N | | 0 | | |
| 123011 | Pollachi South | 08/26/2014 | Active | 107 | 5 | 102 | -97 | -47.55% | 191 | 6 | 0 | | 2 | | T,M,VP,SC | 4 | | |
| 119789 | Pollachi Sree Ramu College Campus Exc Award (06/30/2018) | 06/25/2013 | Active | 215 | 8 | 1 | 7 | 3.37% | 201 | 0 | 1 | | | | T,M,VP,SC | 4 | | |
| 84566 | POLLACHI SUCCESS | 12/21/2004 | Active(2) | 21 | 0 | 1 | -1 | -4.55% | 26 | 8 | 3 | | 2 | R | P,T,VP | 4 | | |
| 132084 | Pollachi Western Ghats Exc Award (06/30/2018) | 07/04/2017 | Active | 109 | 0 | 0 | 0 | 0.00% | 100 | | 8 | | 3 | N | S,T,M,VP,SC | 5 | | |
| 63885 | POLLACHI-LIBERTY Exc Award (06/30/2017, 06/30/2022) | 01/02/2001 | Active | 43 | 0 | 0 | 0 | 0.00% | 41 | | 7 | | 2 | | P,S,VP,SC | 5 | | |
| 142519 | Sethumadai | 08/26/2020 | Active | 112 | 0 | 0 | 0 | 0.00% | 101 | | 7 | | 2 | | M,VP,SC | 5 | | |
| 110352 | SIRUKKALANTHAI Exc Award (06/30/2017) | 02/17/2011 | Active(1) | 45 | 0 | 0 | 0 | 0.00% | 45 | | 7 | | 2 | N | S,T | 4 | | |
| 43562 | SULUR | 02/27/1984 | Active | 73 | 1 | 6 | -5 | -6.41% | 73 | 8 | 1 | | | N | P,VP | 5 | \$275.53 | |




Club Health Assessment for District 324 C through December 2024

| | | | Status | Membership | | | | | | | Reports | | | | | Finance | | LCIF |
|--|---------------------|--------------|---|-----------------------------|-------------------|---------------------|----------------|---|----------------------------|--|-------------------------------------|------------------------------------|------------------------|---|--|-----------------|-----------------------------------|------|
| Club Number | Club Name | Charter Date | | Current Member Count | YTD Members Added | YTD Members Dropped | YTD Net Growth | YTD Net Growth% | Member Count 12 Months Ago | Avg. length of service for dropped members | Months Since Last MMR *** | Yrs. Since Last Officer Report | President Rotation | Vice President Reported **** | Months Since Last Activity Report *** | Account Balance | Donations for current Fiscal Year | |
| | | | Number of times on status quo within last two years | If below 15 members appears | | | | If net loss is greater than 20% appears | | | If no report in 3 months appears in | When more than one year appears in | Number of repeat terms | Notes the officers that do not have an active | If no report at 12 months appears in red | | | |
| Exc Award (06/30/2017, 06/30/2018, 06/30/2020) | | | Cancelled(8*) | 0 | 0 | 16 | -16 | -100.00% | 27 | 6 | 0 | | None | P,S,T,M,VP SC | 4 | 90+ Days | | |
| 131756 | Sulur Airwing | 07/04/2017 | | | | | | | | | | | | | | | | |
| Exc Award (06/30/2018) | | | | | | | | | | | | | | | | | | |
| 142172 | Sulur Excellence | 07/21/2020 | Active(1) | 19 | 0 | 0 | 0 | 0.00% | 46 | | 0 | | 2 | N | M,VP,SC | 3 | | |
| Exc Award (06/30/2022) | | | | | | | | | | | | | | | | | | |
| 119615 | Sulur Golden City | 06/12/2013 | Active(1) | 26 | 0 | 0 | 0 | 0.00% | 37 | | 5 | | | N | VP | 5 | | |
| Exc Award (06/30/2017, 06/30/2018, 06/30/2020) | | | | | | | | | | | | | | | | | | |
| 131894 | Sulur Greater | 07/04/2017 | Active | 20 | 2 | 0 | 2 | 11.11% | 11 | | 0 | | 2 | R | P,T,M | 4 | | |
| Exc Award (06/30/2018) | | | | | | | | | | | | | | | | | | |
| 151458 | Sulur New Central | 06/22/2022 | Cancelled(8*) | 0 | 0 | 20 | -20 | -100.00% | 20 | 3 | 0 | | None | P,S,T,M,VP SC | 5 | 90+ Days | | |
| 99139 | SULUR TOWN | 04/17/2007 | Active(1) | 101 | 1 | 50 | -49 | -32.67% | 147 | 4 | 0 | | | R | | 0 | \$999.94 | |
| Exc Award (06/30/2018, 06/30/2021, 06/30/2020) | | | | | | | | | | | | | | | | | | |
| 142014 | Sulur Vithaigal | 07/08/2020 | Cancelled(8*) | 0 | 0 | 46 | -46 | -100.00% | 0 | 3 | 0 | | None | P,S,T,M,VP SC | 5 | 90+ Days | | |
| 26509 | TIRUPUR | 12/19/1961 | Active | 184 | 0 | 4 | -4 | -2.13% | 210 | 20 | 1 | | | N | T,SC | 0 | \$1,537.70 | |
| Exc Award (06/30/2017, 06/30/2021, 06/30/2020) | | | | | | | | | | | | | | | | | | |
| 104933 | TIRUPUR EAST | 04/16/2009 | Active | 58 | 0 | 18 | -18 | -23.68% | 107 | 7 | 2 | | 2 | | S,T,M,VP,SC | 4 | \$29.95 | |
| Exc Award (06/30/2017, 06/30/2019, 06/30/2020) | | | | | | | | | | | | | | | | | | |
| 103914 | TIRUPUR KNIT CITY | 11/05/2008 | Active | 33 | 1 | 7 | -6 | -15.38% | 37 | 4 | 0 | | | | S,M,VP,SC | 2 | \$999.94 | |
| Exc Award (06/30/2022, 06/30/2023) | | | | | | | | | | | | | | | | | | |
| 125283 | Tirupur Anchor | 07/31/2015 | Active | 48 | 3 | 11 | -8 | -14.29% | 51 | 6 | 0 | | | N | M | 0 | \$999.94 | |
| Exc Award (06/30/2017, 06/30/2018, 06/30/2020) | | | | | | | | | | | | | | | | | | |
| 62092 | TIRUPUR CENTRAL | 06/14/1999 | Active | 133 | 7 | 0 | 7 | 5.56% | 267 | | 2 | | | R | P,S,M,VP,SC | 0 | \$59.90 | |
| Exc Award (06/30/2018, 06/30/2019) | | | | | | | | | | | | | | | | | | |
| 119718 | Tirupur Cotton City | 06/25/2013 | Active | 26 | 6 | 0 | 6 | 30.00% | 36 | | 0 | | | R | | 0 | \$1,999.85 | |
| Exc Award (06/30/2018) | | | | | | | | | | | | | | | | | | |
| 117441 | TIRUPUR GREATER | 07/23/2012 | Active | 419 | 2 | 1 | 1 | 0.24% | 434 | 12 | 2 | | | N | M | 0 | \$20.00 | |
| Exc Award (06/30/2018, 06/30/2023) | | | | | | | | | | | | | | | | | | |
| 129357 | Tirupur Kumaran | 11/08/2016 | Active | 47 | 0 | 0 | 0 | 0.00% | 59 | | 7 | | 2 | R | M,VP,SC | 1 | | |
| Exc Award (06/30/2018, 06/30/2022, 06/30/2020) | | | | | | | | | | | | | | | | | | |



Club Health Assessment for District 324 C through December 2024

|  | | | Status | Membership | | | | | | | Reports | | | | | Finance | LCIF |
|--|---|--------------|---|-----------------------------|-------------------|---------------------|----------------|---|----------------------------|--|-------------------------------------|------------------------------------|------------------------|---|--|-----------------|-----------------------------------|
| Club Number | Club Name | Charter Date | | Current Member Count | YTD Members Added | YTD Members Dropped | YTD Net Growth | YTD Net Growth% | Member Count 12 Months Ago | Avg. length of service for dropped members | Months Since Last MMR *** | Yrs. Since Last Officer Report | President Rotation | Vice President Reported **** | Months Since Last Activity Report *** | Account Balance | Donations for current Fiscal Year |
| | | | Number of times on status quo within last two years | If below 15 members appears | | | | If net loss is greater than 20% appears | | | If no report in 3 months appears in | When more than one year appears in | Number of repeat terms | Notes the officers that do not have an active | If no report at 12 months appears in red | | |
| 84159 | TIRUPUR MELVIN JONES | 09/07/2004 | Active | 78 | 1 | 0 | 1 | 1.30% | 88 | | 5 | | | N | 0 | | |
| | Exc Award (06/30/2017, 06/30/2018, 06/30/20 | | | | | | | | | | | | | | | | |
| 110602 | TIRUPUR MIDTOWN | 03/28/2011 | Active | 15 | 1 | 4 | -3 | -16.67% | 18 | 6 | 3 | | | N | 4 | | |
| | Exc Award (06/30/2017, 06/30/2018) | | | | | | | | | | | | | | | | |
| 98123 | TIRUPUR NORTH | 12/07/2006 | Active | 39 | 1 | 4 | -3 | -7.14% | 42 | 7 | 3 | | 2 | | M,VP,SC | 0 | \$59.90 |
| | Exc Award (06/30/2017, 06/30/2018, 06/30/20 | | | | | | | | | | | | | | | | |
| 144511 | Tirupur Pandian | 12/31/2020 | Active(1) | 30 | 0 | 0 | 0 | 0.00% | 30 | | 6 | | | N | 0 | | |
| | Exc Award (06/30/2022) | | | | | | | | | | | | | | | | |
| 126111 | Tirupur South City | 11/10/2015 | Active | 41 | 6 | 0 | 6 | 17.14% | 37 | | 2 | | | N | P,T,M | 1 | |
| 152890 | Udumalai Central | 11/03/2022 | Active(1) | 53 | 6 | 0 | 6 | 12.77% | 47 | | 5 | | | N | T,M,SC | 0 | |
| 149896 | Udumalai Servitor | 03/03/2022 | Active | 16 | 0 | 0 | 0 | 0.00% | 36 | | 2 | | | R | T | 1 | |
| 29328 | UDUMALPET | 05/16/1974 | Active | 110 | 4 | 2 | 2 | 1.85% | 106 | 7 | 0 | | | N | T,SC | 0 | \$11.95 |
| | Exc Award (06/30/2017, 06/30/2018, 06/30/20 | | | | | | | | | | | | | | | | |
| 53336 | UDUMALPET EAST | 06/19/1992 | Active | 50 | 0 | 0 | 0 | 0.00% | 49 | | 6 | | | R | VP | 0 | |
| | Exc Award (06/30/2018, 06/30/2022) | | | | | | | | | | | | | | | | |
| 131944 | Udumalpet Royals | 07/04/2017 | Cancelled(8*) | 0 | 0 | 8 | -8 | -100.00% | 57 | 2 | 0 | | | IP | P,S,T,M,SC | 4 | 90+ Days |
| | Exc Award (06/30/2018, 06/30/2022) | | | | | | | | | | | | | | | | |
| 49184 | VALAVADI | 01/25/1989 | Active | 23 | 0 | 0 | 0 | 0.00% | 23 | | 9 | 1 | None | | P,S,T,M,VP SC | 4 | |
| | Exc Award (06/30/2018) | | | | | | | | | | | | | | | | |

Clubs Cancelled Previous Fiscal Year – Clubs Cancelled within last 12 months may be reinstated

| Club Number | Club Name | Charter Date | Current Status* | Cancellation Date |
|-------------|-------------------------------|--------------|-----------------|-------------------|
| 111372 | POLLACHI GREEN EARTH | 06/16/2011 | Cancelled(8*) | 12/29/2023 |
| 135912 | Pollachi Minnal | 07/12/2018 | Cancelled(6*) | 05/29/2024 |
| 147250 | Pollachi Nallar River Farmers | 07/07/2021 | Cancelled(8*) | 12/29/2023 |
| 149007 | Tirupur Mangalam | 12/07/2021 | Cancelled(8*) | 12/29/2023 |
| 147530 | Valparai Hills | 07/16/2021 | Cancelled(8*) | 12/29/2023 |



Club Health Assessment for District 324 C through December 2024

| | | | | Status | | Membership | | | | | | | Reports | | | | | Finance | | LCIF |
|---------------------------|---------------------|---------------------------|-------------------|-----------------------------|---|-----------------------------|---------------------|------------------|---|-------------------------------|--|-------------------------------------|------------------------------------|----------------------------------|---|--|---------------------------|-----------------------------------|----------------------------------|--|
| Club Number | Club Name | Charter Date | | | Current Member Count | YTD Members Added | YTD Members Dropped | YTD Net Growth | YTD Net Growth% | Member Count 12 Months Ago | Avg. length of service for dropped members | Months Since Last MMR *** | Yrs. Since Last Officer Report | President Rotation | Vice President Reported **** | Months Since Last Activity Report *** | Account Balance | Donations for current Fiscal Year | | |
| | | | | | Number of times on status quo within last two years | If below 15 members appears | | | If net loss is greater than 20% appears | | | If no report in 3 months appears in | When more than one year appears in | Number of repeat terms | Notes the officers that do not have an active | If no report at 12 months appears in red | | | | |
| Current Total Clubs Count | YTD New Clubs Count | YTD Cancelled Clubs Count | YTD Net Club Gain | Current Total Members Count | YTD Add | YTD Drop | YTD Net Growth | YTD Net Growth % | Member Count 12 Months Ago | Average Member Count Per Club | % of Clubs with less than 20 members | % No MMR in 3 Months | % No Officer Report in 12 Months | % of Clubs with balance 90+ days | Number of Clubs in Status Quo | % Status Quo Clubs in Financial Suspension | Number of Cancelled Clubs | Average Cancelled Club Age | Members Lost Due to Cancellation | % of Clubs Cancelled for Non-Financial Reasons |
| 128 | 12 | 17 | -5 | 5,466 | 554 | 864 | -310 | -5.37% | 6,947 | 43 | 19% | 48% | 2% | 4% | 1 | 100% | 17 | 7 | 365 | -24% |

* - P - Priority Club. Cancellation Reasons: 1-Objectives/conduct, 2-Non-active club, 5-Non-existing club, 6-Disbanding, 7-Merger, 8-Financial Suspension, 9-District/Multiple District Dues.

** - Abbreviation: P-President, S-Secretary, T-Treasurer, M-Member Chairperson, VP-First Vice President, MC-Communications Chairperson, SC-Service Chairperson

*** - Abbreviation: N/R - Never reported using the Lions Clubs website, N/A - Not applicable, No password registered for the Lions Clubs website.

**** - Abbreviation: N - New, IP - Immediate Past, R - Repeat.



Club Health Assessment for District 324 D through December 2024

| | | | Status | Membership | | | | | | | Reports | | | | | Finance | | LCIF |
|---|-----------------------------------|--------------|---|-----------------------------|-------------------|---------------------|----------------|---|----------------------------|--|-------------------------------------|------------------------------------|------------------------|---|--|-----------------|-----------------------------------|------|
| Club Number | Club Name | Charter Date | | Current Member Count | YTD Members Added | YTD Members Dropped | YTD Net Growth | YTD Net Growth% | Member Count 12 Months Ago | Avg. length of service for dropped members | Months Since Last MMR *** | Yrs. Since Last Officer Report | President Rotation | Vice President Reported **** | Months Since Last Activity Report *** | Account Balance | Donations for current Fiscal Year | |
| | | | Number of times on status quo within last two years | If below 15 members appears | | | | If net loss is greater than 20% appears | | | If no report in 3 months appears in | When more than one year appears in | Number of repeat terms | Notes the officers that do not have an active | If no report at 12 months appears in red | | | |
| Clubs less than two years old | | | | | | | | | | | | | | | | | | |
| 153334 | Coimbatore Avarampalayam | 02/02/2023 | Active(2) | 3 | 0 | 0 | 0 | 0.00% | 3 | | 1 | 1 | None | P,S,T,M,VP SC | 16 | | | |
| 176506 | Coimbatore Cheran Kings | 07/26/2024 | Status Quo(1) | 20 | 20 | 0 | 20 | 100.00% | 0 | | 5 | | | M,VP,SC | N/R | 90+ Days | | |
| 177948 | Coimbatore Crystal | 08/27/2024 | Active | 20 | 20 | 0 | 20 | 100.00% | 0 | | 2 | | | M,VP,SC | 2 | 90+ Days | \$20.00 | |
| 156221 | Coimbatore Ganapathy Supreme | 09/30/2023 | Cancelled(8*) | 0 | 0 | 20 | -20 | -100.00% | 20 | 1 | 15 | 1 | None | P,S,T,M,VP SC | N/R | 90+ Days | | |
| 156232 | Coimbatore Helping Soldiers | 09/30/2023 | Active(1) | 10 | 0 | 0 | 0 | 0.00% | 20 | | 6 | | | T,M,VP,SC | N/A | | | |
| 155660 | Coimbatore Information Technology | 09/28/2023 | Active(1) | 20 | 0 | 0 | 0 | 0.00% | 20 | | 11 | 1 | None | P,S,T,M,VP SC | N/A | | | |
| 153662 | Coimbatore Kallapalayam | 03/21/2023 | Active | 16 | 0 | 0 | 0 | 0.00% | 16 | | 7 | | | S,M,VP,SC | 16 | | | |
| 156170 | Coimbatore Kavery | 09/28/2023 | Cancelled(8*) | 0 | 0 | 27 | -27 | -100.00% | 27 | 1 | 15 | 1 | None | P,S,T,M,VP SC | N/R | 90+ Days | | |
| 153663 | Coimbatore Keeranatham Ignite | 03/21/2023 | Active(1) | 20 | 0 | 0 | 0 | 0.00% | 20 | | 14 | 1 | None | P,S,T,M,VP SC | 16 | | | |
| 176447 | Coimbatore Manickam | 07/28/2024 | Status Quo(1) | 20 | 20 | 0 | 20 | 100.00% | 0 | | 5 | | | M,VP,SC | N/R | 90+ Days | | |
| 178717 | Coimbatore Muthu | 09/24/2024 | Newly Chartered | 20 | 20 | 0 | 20 | 100.00% | 0 | | 3 | | | T,M,VP,SC | N/R | 90+ Days | | |
| 153664 | Coimbatore Peelamedu Riders | 03/10/2023 | Active(2) | 20 | 0 | 0 | 0 | 0.00% | 20 | | 13 | 1 | None | P,S,T,M,VP SC | 16 | | | |
| 171719 | Coimbatore R S Puram East | 06/03/2024 | Active | 20 | 0 | 0 | 0 | 0.00% | 0 | | 6 | | 2 | S,T,M,VP,SC | N/R | | | |
| 153660 | Coimbatore Rabwin | 03/21/2023 | Cancelled(8*) | 0 | 0 | 21 | -21 | -100.00% | 21 | 2 | 10 | 1 | None | P,S,T,M,VP SC | 16 | 90+ Days | | |
| 155679 | Coimbatore Singai Anbu Karangal | 08/22/2023 | Cancelled(8*) | 0 | 0 | 20 | -20 | -100.00% | 20 | 1 | 16 | 1 | None | P,S,T,M,VP SC | N/R | 90+ Days | | |
| 153665 | Coimbatore Thadagam | 03/21/2023 | Cancelled(8*) | 0 | 0 | 20 | -20 | -100.00% | 20 | 2 | 22 | 1 | None | P,S,T,M,VP SC | 16 | 90+ Days | | |
| 156130 | Coimbatore Town Hall | 09/28/2023 | Cancelled(8*) | 0 | 0 | 20 | -20 | -100.00% | 20 | 1 | 15 | 1 | None | P,S,T,M,VP SC | N/A | 90+ Days | | |
| 153661 | Coimbatore Uppilpalayam | 03/10/2023 | Active(2) | 10 | 4 | 0 | 4 | 66.67% | 5 | | 4 | | | T,M,VP,SC | 16 | | | |
| 152297 | Coimbatore Varadharajapuram | 02/02/2023 | Active(1) | 5 | 0 | 0 | 0 | 0.00% | 5 | | 12 | 1 | None | P,S,T,M,VP SC | N/A | | | |
| 156242 | Coimbatore Vellingiri Hills | 09/28/2023 | Active(1) | 20 | 0 | 0 | 0 | 0.00% | 20 | | 9 | 1 | None | P,S,T,M,VP SC | N/R | | | |
| Clubs more than two years old | | | | | | | | | | | | | | | | | | |
| 45545 | ANNUR TOWN | 11/11/1985 | Active | 72 | 10 | 0 | 10 | 16.13% | 130 | | 1 | | | M,VP,SC | 0 | | \$1,608.68 | |
| Exc Award (06/30/2017, 06/30/2018, 06/30/20 | | | | | | | | | | | | | | | | | | |



Club Health Assessment for District 324 D through December 2024

| Club Number | Club Name | Charter Date | Status | Membership | | | | | | | Reports | | | | | Finance | LCIF |
|-------------|--|--------------|---|-----------------------------|-------------------|---------------------|----------------|---|----------------------------|--|----------------------------------|------------------------------------|------------------------|---|---------------------------------------|-----------------|-----------------------------------|
| | | | | Current Member Count | YTD Members Added | YTD Members Dropped | YTD Net Growth | YTD Net Growth% | Member Count 12 Months Ago | Avg. length of service for dropped members | Months Since Last MMR *** | Yrs. Since Last Officer Report | President Rotation | Vice President Reported **** | Months Since Last Activity Report *** | Account Balance | Donations for current Fiscal Year |
| | | | Number of times on status quo within last two years | If below 15 members appears | | | | If net loss is greater than 20% appears | | | If no report in 3 months appears | When more than one year appears in | Number of repeat terms | Notes the officers that do not have an active | If no report at 12 months red | | |
| 103785 | COIMBATORE KONGU | 10/10/2008 | Active | 31 | 0 | 1 | -1 | -3.13% | 40 | 7 | 0 | | | N | 5 | | |
| | Exc Award (06/30/2016, 06/30/2017, 06/30/2018) | | | | | | | | | | | | | | | | |
| 117528 | COIMBATORE ACHIEVERS | 08/07/2012 | Active(2) | 21 | 5 | 0 | 5 | 31.25% | 26 | | 5 | | | M,VP,SC | 5 | | |
| | Exc Award (06/30/2017, 06/30/2023) | | | | | | | | | | | | | | | | |
| 44327 | COIMBATORE AIRPORT | 10/29/1984 | Active(1) | 43 | 11 | 2 | 9 | 26.47% | 34 | 17 | 0 | | | M,VP | 14 | | \$50.00 |
| | Exc Award (06/30/2017, 06/30/2018, 06/30/2019) | | | | | | | | | | | | | | | | |
| 142012 | Coimbatore Akilam | 07/06/2020 | Active(1) | 16 | 0 | 0 | 0 | 0.00% | 16 | | 9 | | 2 | R | 9 | | |
| 142880 | Coimbatore Anaikatti | 12/15/2020 | Active(1) | 17 | 0 | 0 | 0 | 0.00% | 17 | | 6 | 1 | None | P,S,T,M,VP SC | 16 | 90+ Days | |
| 101885 | COIMBATORE ANNA NAGAR | 05/14/2008 | Active | 49 | 0 | 0 | 0 | 0.00% | 61 | | 2 | | | N | 0 | | |
| | Exc Award (06/30/2023) | | | | | | | | | | | | | | | | |
| 135190 | Coimbatore Aram | 06/20/2018 | Cancelled(8*) | 0 | 0 | 7 | -7 | -100.00% | 4 | 20 | 0 | 1 | None | P,S,T,M,VP SC | 16 | 90+ Days | |
| 135971 | Coimbatore Aristo | 08/03/2018 | Active(1) | 55 | 0 | 0 | 0 | 0.00% | 57 | | 6 | | | N | 8 | | |
| | Exc Award (06/30/2022, 06/30/2023) | | | | | | | | | | | | | | | | |
| 117838 | COIMBATORE BLESSING | 09/17/2012 | Active | 20 | 2 | 1 | 1 | 5.26% | 19 | 2 | 5 | | | N | 5 | | |
| | Exc Award (06/30/2017) | | | | | | | | | | | | | | | | |
| 139213 | Coimbatore Clusters | 07/22/2019 | Active(1) | 25 | 0 | 0 | 0 | 0.00% | 25 | | 10 | 1 | None | P,S,T,M,VP SC | 16 | | |
| 57393 | COIMBATORE ELITE | 10/02/1995 | Active(1) | 27 | 0 | 3 | -3 | -10.00% | 30 | 33 | 4 | | | S,T,M,VP,SC | 14 | | |
| | Exc Award (06/30/2017, 06/30/2018) | | | | | | | | | | | | | | | | |
| 44910 | COIMBATORE GANDHIPURAM | 04/04/1985 | Active(1) | 4 | 0 | 0 | 0 | 0.00% | 4 | | 16 | 1 | None | P,S,T,M,VP SC | 16 | | |
| 152299 | Coimbatore Gem | 08/31/2022 | Active | 17 | 0 | 0 | 0 | 0.00% | 46 | | 6 | | | P,S,T,M,VP SC | 14 | 90+ Days | |
| 100132 | COIMBATORE GLOBAL | 08/30/2007 | Active | 15 | 0 | 0 | 0 | 0.00% | 15 | | 17 | 1 | None | P,S,T,M,VP SC | 16 | 90+ Days | |
| 126433 | Coimbatore Gold | 01/18/2016 | Active(1) | 5 | 0 | 0 | 0 | 0.00% | 5 | | 7 | | | S,M,VP,SC | 11 | 90+ Days | |
| | Exc Award (06/30/2017) | | | | | | | | | | | | | | | | |
| 137986 | Coimbatore Grand | 04/17/2019 | Active(1) | 30 | 10 | 2 | 8 | 36.36% | 25 | 0 | 3 | | | N | 0 | | |
| | Exc Award (06/30/2023) | | | | | | | | | | | | | | | | |
| 130745 | Coimbatore Hill City | 04/19/2017 | Cancelled(8*) | 0 | 0 | 54 | -54 | -100.00% | 54 | 7 | 0 | 1 | None | P,S,T,M,VP SC | 17 | 90+ Days | |
| | Exc Award (06/30/2018) | | | | | | | | | | | | | | | | |
| 138676 | Coimbatore Idhayam | 06/20/2019 | Active(2) | 14 | 0 | 0 | 0 | 0.00% | 14 | | 7 | | 2 | M,VP,SC | 16 | | |



Club Health Assessment for District 324 D through December 2024

| | | | Status | Membership | | | | | | | Reports | | | | | Finance | | LCIF |
|-------------|---|--------------|---|-----------------------------|-------------------|---------------------|----------------|---|----------------------------|--|-------------------------------------|------------------------------------|------------------------|---|--|-----------------|-----------------------------------|------|
| Club Number | Club Name | Charter Date | | Current Member Count | YTD Members Added | YTD Members Dropped | YTD Net Growth | YTD Net Growth% | Member Count 12 Months Ago | Avg. length of service for dropped members | Months Since Last MMR *** | Yrs. Since Last Officer Report | President Rotation | Vice President Reported **** | Months Since Last Activity Report *** | Account Balance | Donations for current Fiscal Year | |
| | | | Number of times on status quo within last two years | If below 15 members appears | | | | If net loss is greater than 20% appears | | | If no report in 3 months appears in | When more than one year appears in | Number of repeat terms | Notes the officers that do not have an active | If no report at 12 months appears in red | | | |
| 52351 | COIMBATORE IND CITY Exc Award (06/30/2017, 06/30/2019) | 12/26/1991 | Cancelled(8*) | 0 | 0 | 19 | -19 | -100.00% | 25 | 12 | 0 | | None | P,S,T,M,VP SC | 0 | 90+ Days | | |
| 129663 | Coimbatore Jupiter Exc Award (06/30/2017) | 12/19/2016 | Active | 40 | 4 | 0 | 4 | 11.11% | 32 | | 3 | | 4 | R VP | 4 | 90+ Days | | |
| 148598 | Coimbatore Kirthi | 10/25/2021 | Cancelled(8*) | 0 | 0 | 15 | -15 | -100.00% | 15 | 5 | 0 | 1 | None | P,S,T,M,VP SC | 16 | 90+ Days | | |
| 152302 | Coimbatore Machegoundan Palayam | 09/01/2022 | Active(2) | 38 | 0 | 0 | 0 | 0.00% | 37 | | 9 | | | S,T,VP,SC | 16 | | | |
| 57903 | COIMBATORE MELVIN JONES Exc Award (06/30/2017) | 02/20/1996 | Active(2) | 16 | 0 | 0 | 0 | 0.00% | 25 | | 7 | | | S,M,VP,SC | 16 | | | |
| 150905 | Coimbatore Metrocity | 06/20/2022 | Active | 13 | 0 | 0 | 0 | 0.00% | 16 | | 6 | | 4 | N T,M,VP,SC | 14 | 90+ Days | | |
| 135926 | Coimbatore Metropolitan Exc Award (06/30/2023) | 08/07/2018 | Active | 18 | 0 | 1 | -1 | -5.26% | 33 | 3 | 5 | | | M,VP,SC | 1 | | | |
| 87793 | COIMBATORE NEW CENTRAL Exc Award (06/30/2017) | 04/14/2005 | Active | 15 | 0 | 0 | 0 | 0.00% | 15 | | 16 | 1 | None | P,S,T,M,VP SC | 16 | | | |
| 151043 | Coimbatore NFB | 06/21/2022 | Active | 16 | 0 | 5 | -5 | -23.81% | 21 | 3 | 0 | | 4 | M,VP,SC | 8 | 90+ Days | | |
| 138163 | Coimbatore Nightingale | 06/03/2019 | Active(1) | 10 | 0 | 0 | 0 | 0.00% | 30 | | 7 | | | S,T,M,VP,SC | 8 | | | |
| 43125 | COIMBATORE NORTH Exc Award (06/30/2017) | 10/21/1983 | Active(2) | 15 | 0 | 0 | 0 | 0.00% | 15 | | 13 | 2 | None | P,S,T,M,VP SC | 16 | | | |
| 151009 | Coimbatore Ondipudur Kings | 06/21/2022 | Cancelled(8*) | 0 | 0 | 16 | -16 | -100.00% | 16 | 2 | 0 | 1 | None | P,S,T,M,VP SC | N/A | 90+ Days | | |
| 48138 | COIMBATORE PERIYANAICKENPALAYM Exc Award (06/30/2017, 06/30/2023) | 02/03/1988 | Active | 21 | 0 | 0 | 0 | 0.00% | 22 | | 7 | | 7 | M,VP,SC | 3 | | | |
| 129503 | Coimbatore Presidency Exc Award (06/30/2017, 06/30/2018, 06/30/2020) | 11/30/2016 | Status Quo(1) | 3 | 0 | 0 | 0 | 0.00% | 7 | | 6 | | 3 | M,VP,SC | 16 | 90+ Days | | |
| 63642 | COIMBATORE PRESTIGE Exc Award (06/30/2017) | 10/23/2000 | Active | 12 | 1 | 9 | -8 | -40.00% | 20 | 10 | 4 | | | N T,M,VP,SC | 16 | | | |
| 51158 | COIMBATORE RACE COURSE Exc Award (06/30/2017, 06/30/2022) | 12/28/1990 | Active | 19 | 0 | 0 | 0 | 0.00% | 19 | | 10 | 1 | None | P,S,T,M,VP SC | 13 | | | |
| 121242 | Coimbatore Rainbow | 01/28/2014 | Active(2) | 3 | 0 | 0 | 0 | 0.00% | 3 | | 12 | 1 | None | P,S,T,M,VP SC | 16 | | | |



Club Health Assessment for District 324 D through December 2024

| | | | Status | Membership | | | | | | Reports | | | | | Finance | | LCIF |
|-------------|---|--------------|---|-----------------------------|-------------------|---------------------|----------------|---|----------------------------|--|-------------------------------------|------------------------------------|------------------------|---|---------------------------------------|-----------------|-----------------------------------|
| Club Number | Club Name | Charter Date | | Current Member Count | YTD Members Added | YTD Members Dropped | YTD Net Growth | YTD Net Growth% | Member Count 12 Months Ago | Avg. length of service for dropped members | Months Since Last MMR *** | Yrs. Since Last Officer Report | President Rotation | Vice President Reported **** | Months Since Last Activity Report *** | Account Balance | Donations for current Fiscal Year |
| | | | Number of times on status quo within last two years | If below 15 members appears | | | | If net loss is greater than 20% appears | | | If no report in 3 months appears in | When more than one year appears in | Number of repeat terms | Notes the officers that do not have an active | If no report at 12 months red | | |
| 139115 | Coimbatore Rathinam Exc Award (06/30/2022) | 07/22/2019 | Active(2) | 175 | 0 | 0 | 0 | 0.00% | 175 | | 8 | | | P,S,T,M,VP SC | 14 | | |
| 131897 | Coimbatore Royals | 07/04/2017 | Active(1) | 9 | 1 | 0 | 1 | 12.50% | 9 | | 2 | | | M,VP,SC | 10 | 90+ Days | |
| 148527 | Coimbatore Saaral Exc Award (06/30/2022) | 10/04/2021 | Active | 7 | 0 | 0 | 0 | 0.00% | 7 | | 7 | | 4 | S,M,VP,SC | 10 | 90+ Days | |
| 53945 | COIMBATORE SAIBABA COLONY Exc Award (06/30/2019) | 12/29/1992 | Active(1) | 32 | 0 | 0 | 0 | 0.00% | 28 | | 6 | | | T,M,VP,SC | 4 | | |
| 60331 | COIMBATORE SANGAMAM Exc Award (06/30/2017, 06/30/2019, 06/30/20) | 01/29/1998 | Active | 74 | 0 | 0 | 0 | 0.00% | 74 | | 8 | | | S,T,M,VP,SC | 0 | | |
| 150559 | Coimbatore Sangamithra | 04/27/2022 | Active(1) | 15 | 6 | 6 | 0 | 0.00% | 15 | 2 | 0 | | R | T,SC | N/A | | |
| 152491 | Coimbatore Saravanampatty IT Park | 09/01/2022 | Active(2) | 17 | 0 | 0 | 0 | 0.00% | 46 | | 6 | | | P,S,M,VP,SC | 16 | | |
| 135941 | Coimbatore Semmozhi | 07/26/2018 | Active(2) | 5 | 0 | 0 | 0 | 0.00% | 5 | | 11 | 1 | None | P,S,T,M,VP SC | 16 | | |
| 44331 | COIMBATORE SIDHAPUDUR | 10/22/1984 | Active | 18 | 0 | 0 | 0 | 0.00% | 19 | | 2 | | | R T | 15 | | |
| 147465 | Coimbatore Siruvani Exc Award (06/30/2022, 06/30/2023) | 07/16/2021 | Active | 31 | 0 | 6 | -6 | -16.22% | 39 | 3 | 3 | | | N M,VP,SC | 0 | | |
| 127117 | Coimbatore Smart City Exc Award (06/30/2017, 06/30/2019, 06/30/20) | 04/04/2016 | Active(2) | 20 | 1 | 2 | -1 | -4.76% | 21 | 3 | 0 | | 2 | T,M,VP,SC | 0 | | |
| 100411 | COIMBATORE STAR VISION Exc Award (06/30/2017, 06/30/2023) | 10/23/2007 | Active(1) | 26 | 0 | 0 | 0 | 0.00% | 28 | | 7 | | | S,T,M,VP,SC | 16 | | |
| 148554 | Coimbatore Sunrisers | 10/07/2021 | Active(2) | 3 | 4 | 3 | 1 | 50.00% | 13 | 11 | 4 | | | M,VP,SC | 12 | | |
| 36775 | COIMBATORE TEX-CITY Exc Award (06/30/2017) | 03/12/1979 | Active | 12 | 0 | 3 | -3 | -20.00% | 19 | 6 | 1 | | | P,M,VP,SC | 14 | | |
| 135167 | Coimbatore Titanium | 06/20/2018 | Active(1) | 0 | 0 | 0 | 0 | 0.00% | 4 | | 8 | 1 | None | P,S,T,M,VP SC | 16 | | |
| 102838 | COIMBATORE VICTORY Exc Award (06/30/2017, 06/30/2018) | 06/26/2008 | Active | 25 | 0 | 0 | 0 | 0.00% | 27 | | 6 | | 2 | S,T,M,VP,SC | 13 | 90+ Days | |
| 49015 | COIMBATORE WEST Exc Award (06/30/2019) | 11/04/1988 | Active(1) | 22 | 0 | 0 | 0 | 0.00% | 22 | | 8 | | | S,M,VP,SC | 12 | | |



Club Health Assessment for District 324 D through December 2024

| | | | Status | Membership | | | | | | Reports | | | | | Finance | LCIF | |
|-------------|---|--------------|---|-----------------------------|-------------------|---------------------|----------------|---|----------------------------|--|-------------------------------------|------------------------------------|------------------------|---|--|-----------------|-----------------------------------|
| Club Number | Club Name | Charter Date | | Current Member Count | YTD Members Added | YTD Members Dropped | YTD Net Growth | YTD Net Growth% | Member Count 12 Months Ago | Avg. length of service for dropped members | Months Since Last MMR *** | Yrs. Since Last Officer Report | President Rotation | Vice President Reported **** | Months Since Last Activity Report *** | Account Balance | Donations for current Fiscal Year |
| | | | Number of times on status quo within last two years | If below 15 members appears | | | | If net loss is greater than 20% appears | | | If no report in 3 months appears in | When more than one year appears in | Number of repeat terms | Notes the officers that do not have an active | If no report at 12 months appears in red | | |
| 45546 | KARAMADAI Exc Award (06/30/2017) | 11/01/1985 | Active | 24 | 2 | 0 | 2 | 9.09% | 28 | | 3 | | | N | M,VP,SC | 7 | |
| 26491 | METTUPALAYAM | 04/30/1970 | Active | 35 | 3 | 10 | -7 | -16.67% | 42 | 11 | 0 | | | | T,VP,SC | 1 | |
| 55044 | SIRUMUGAI Exc Award (06/30/2017) | 11/11/1993 | Active | 19 | 1 | 0 | 1 | 5.56% | 20 | | 4 | | | R | P,SC | 0 | |
| 41091 | SOMANUR Exc Award (06/30/2017, 06/30/2018, 06/30/2019) | 03/30/1982 | Active | 22 | 1 | 0 | 1 | 4.76% | 28 | | 0 | | 2 | | P,M,VP,SC | 16 | |
| 98246 | THUDIYALUR Exc Award (06/30/2017) | 01/05/2007 | Active | 41 | 0 | 0 | 0 | 0.00% | 42 | | 7 | | | N | S,T,M,SC | 16 | |

Clubs Cancelled Previous Fiscal Year – Clubs Cancelled within last 12 months may be reinstated

| Club Number | Club Name | Charter Date | Current Status* | Cancellation Date |
|-------------|-----------------------------|--------------|-----------------|-------------------|
| 95643 | AVINASHI GOLDEN JUBILEE | 02/15/2006 | Cancelled(5*) | 08/30/2023 |
| 142833 | Coimbatore Abirami | 09/09/2020 | Cancelled(6*) | 07/26/2023 |
| 138615 | Coimbatore Amman Adimai | 06/17/2019 | Cancelled(6*) | 07/26/2023 |
| 43290 | COIMBATORE CHERAN | 12/05/1983 | Cancelled(5*) | 08/29/2023 |
| 140897 | Coimbatore Crown | 02/10/2020 | Cancelled(6*) | 07/26/2023 |
| 152540 | Coimbatore East | 08/31/2022 | Cancelled(8*) | 09/29/2023 |
| 132012 | Coimbatore Gandhipuram East | 07/04/2017 | Cancelled(8*) | 09/29/2023 |
| 150988 | Coimbatore Green Tree | 06/21/2022 | Cancelled(8*) | 09/29/2023 |
| 125273 | Coimbatore Greencity | 06/23/2015 | Cancelled(6*) | 07/26/2023 |
| 137043 | Coimbatore Gurukulam | 01/16/2019 | Cancelled(6*) | 07/26/2023 |
| 148678 | Coimbatore Kaalai Kadiravan | 10/20/2021 | Cancelled(8*) | 02/29/2024 |
| 122193 | Coimbatore Kings | 05/14/2014 | Cancelled(8*) | 12/29/2023 |
| 138526 | Coimbatore Knights | 06/11/2019 | Cancelled(6*) | 07/26/2023 |
| 112168 | COIMBATORE LIBERTY | 09/06/2011 | Cancelled(6*) | 07/26/2023 |
| 140998 | Coimbatore Magudam | 02/17/2020 | Cancelled(6*) | 07/26/2023 |
| 138592 | Coimbatore Mahaganapathy | 06/17/2019 | Cancelled(8*) | 12/29/2023 |
| 139214 | Coimbatore Majestic | 07/11/2019 | Cancelled(8*) | 12/29/2023 |



Club Health Assessment for District 324 D through December 2024

| | | | Status | | | | | | | Membership | | | | | Reports | | | | | Finance | | LCIF |
|---------------------------|--------------------------|---------------------------|---|-----------------------------|-------------------|---------------------|----------------|---|----------------------------|--|--------------------------------------|------------------------------------|----------------------------------|---|--|--|-----------------------------------|----------------------------|----------------------------------|--|--|------|
| Club Number | Club Name | Charter Date | | Current Member Count | YTD Members Added | YTD Members Dropped | YTD Net Growth | YTD Net Growth% | Member Count 12 Months Ago | Avg. length of service for dropped members | Months Since Last MMR *** | Yrs. Since Last Officer Report | President Rotation | Vice President Reported **** | Months Since Last Activity Report *** | Account Balance | Donations for current Fiscal Year | | | | | |
| | | | Number of times on status quo within last two years | If below 15 members appears | | | | If net loss is greater than 20% appears | | | If no report in 3 months appears | When more than one year appears in | Number of repeat terms | Notes the officers that do not have an active | If no report at 12 months appears in red | | | | | | | |
| 63524 | COIMBATORE MILLENNIUM | 08/14/2000 | Cancelled(5*) | 08/29/2023 | | | | | | | | | | | | | | | | | | |
| 142839 | Coimbatore Navajeevan | 10/06/2020 | Cancelled(6*) | 07/26/2023 | | | | | | | | | | | | | | | | | | |
| 142873 | COIMBATORE NEW TOWN | 09/28/2020 | Cancelled(8*) | 12/29/2023 | | | | | | | | | | | | | | | | | | |
| 147161 | Coimbatore Oxytree | 08/11/2021 | Cancelled(8*) | 09/29/2023 | | | | | | | | | | | | | | | | | | |
| 137269 | Coimbatore Pasumai | 01/22/2019 | Cancelled(6*) | 07/26/2023 | | | | | | | | | | | | | | | | | | |
| 125213 | Coimbatore Platinum | 06/18/2015 | Cancelled(8*) | 01/29/2024 | | | | | | | | | | | | | | | | | | |
| 97592 | COIMBATORE SILICON CITY | 07/25/2006 | Cancelled(8*) | 11/29/2023 | | | | | | | | | | | | | | | | | | |
| 147163 | Coimbatore Sundarapuram | 08/10/2021 | Cancelled(8*) | 09/29/2023 | | | | | | | | | | | | | | | | | | |
| 152293 | Coimbatore Vinayagapuram | 08/31/2022 | Cancelled(8*) | 10/29/2023 | | | | | | | | | | | | | | | | | | |
| 37726 | POLLACHI EAST | 11/16/1979 | Cancelled(8*) | 12/29/2023 | | | | | | | | | | | | | | | | | | |
| 50188 | POLLACHI PRINCE | 02/09/1990 | Cancelled(5*) | 08/29/2023 | | | | | | | | | | | | | | | | | | |
| 141207 | Sirumugai East | 03/13/2020 | Cancelled(8*) | 09/29/2023 | | | | | | | | | | | | | | | | | | |
| Current Total Clubs Count | YTD New Clubs Count | YTD Cancelled Clubs Count | YTD Net Club Gain | Current Total Members Count | YTD Add | YTD Drop | YTD Net Growth | YTD Net Growth % | Member Count 12 Months Ago | Average Member Count Per Club | % of Clubs with less than 20 members | % No MMR in 3 Months | % No Officer Report in 12 Months | % of Clubs with balance 90+ days | Number of Clubs in Status Quo | % Status Quo Clubs in Financial Suspension | Number of Cancelled Clubs | Average Cancelled Club Age | Members Lost Due to Cancellation | % of Clubs Cancelled for Non-Financial Reasons | | |
| 67 | 4 | 11 | -7 | 1,556 | 146 | 293 | -147 | -8.63% | 1,941 | 23 | 49% | 79% | 24% | 22% | 3 | 100% | 11 | 31 | 239 | -136% | | |

* - P - Priority Club. Cancellation Reasons: 1-Objectives/conduct, 2-Non-active club, 5-Non-existing club, 6-Disbanding, 7-Merger, 8-Financial Suspension, 9-District/Multiple District Dues.

** - Abbreviation: P-President, S-Secretary, T-Treasurer, M-Member Chairperson, VP-First Vice President, MC-Communications Chairperson, SC-Service Chairperson

*** - Abbreviation: N/R - Never reported using the Lions Clubs website, N/A - Not applicable, No password registered for the Lions Clubs website.

**** - Abbreviation: N - New, IP - Immediate Past, R - Repeat.



Club Health Assessment for District 324 E through December 2024

| | | | Status | Membership | | | | | | | Reports | | | | | Finance | | LCIF |
|-------------------------------|--|--------------|---|-----------------------------|-------------------|---------------------|----------------|---|----------------------------|--|-------------------------------------|------------------------------------|------------------------|---|--|-----------------|-----------------------------------|------|
| Club Number | Club Name | Charter Date | | Current Member Count | YTD Members Added | YTD Members Dropped | YTD Net Growth | YTD Net Growth% | Member Count 12 Months Ago | Avg. length of service for dropped members | Months Since Last MMR *** | Yrs. Since Last Officer Report | President Rotation | Vice President Reported **** | Months Since Last Activity Report *** | Account Balance | Donations for current Fiscal Year | |
| | | | Number of times on status quo within last two years | If below 15 members appears | | | | If net loss is greater than 20% appears | | | If no report in 3 months appears in | When more than one year appears in | Number of repeat terms | Notes the officers that do not have an active | If no report at 12 months appears in red | | | |
| Clubs less than two years old | | | | | | | | | | | | | | | | | | |
| 178564 | Andagalurgate | 10/15/2024 | Newly Chartered | 20 | 20 | 0 | 20 | 100.00% | 0 | | 2 | | | M,VP,SC | 0 | | | |
| 178408 | Arachalur Aram | 10/07/2024 | Newly Chartered | 29 | 29 | 0 | 29 | 100.00% | 0 | | 2 | | | M,VP,SC | 0 | | | |
| 177772 | Attayampatti Aaditi | 08/30/2024 | Active | 20 | 21 | 1 | 20 | 100.00% | 0 | 0 | 1 | | | N | 0 | | \$52.11 | |
| 178573 | Belukuruchi | 10/15/2024 | Newly Chartered | 20 | 20 | 0 | 20 | 100.00% | 0 | | 2 | | | N | T,M,SC | 0 | | |
| 176580 | Erode Rainbow | 07/26/2024 | Active | 26 | 26 | 0 | 26 | 100.00% | 0 | | 1 | | | M,VP,SC | 0 | | \$52.11 | |
| 177975 | Erode Yellow Sun city | 10/17/2024 | Newly Chartered | 22 | 22 | 0 | 22 | 100.00% | 0 | | 2 | | | M,VP,SC | 0 | | | |
| 176595 | Hosur Arasan | 08/16/2024 | Active | 20 | 20 | 0 | 20 | 100.00% | 0 | | 4 | | | N | T,M,VP,SC | 0 | 90+ Days | |
| 173414 | Hosur Elite | 07/16/2024 | Active | 32 | 33 | 1 | 32 | 100.00% | 0 | 0 | 2 | | | M,VP,SC | 0 | | | |
| 154183 | Hosur Everest | 04/24/2023 | Active | 61 | 23 | 0 | 23 | 60.53% | 38 | | 0 | | | N | SC | 0 | \$60.38 | |
| 176642 | Kambainallur | 07/26/2024 | Active | 22 | 22 | 0 | 22 | 100.00% | 0 | | 0 | | | N | | 0 | \$95.84 | |
| 155958 | Kaveripattinam Kings | 09/25/2023 | Active | 20 | 4 | 1 | 3 | 17.65% | 21 | 1 | 5 | | | N | SC | 0 | \$29.95 | |
| 156396 | Kolathur Stars | 11/02/2023 | Active | 29 | 6 | 2 | 4 | 16.00% | 25 | 1 | 0 | | 2 | | S,T,M,VP,SC | 0 | | |
| 178571 | Nachipatty | 10/15/2024 | Newly Chartered | 23 | 23 | 0 | 23 | 100.00% | 0 | | 2 | | | N | M,VP,SC | 0 | | |
| 156395 | Namagiripet Town | 10/25/2023 | Active | 25 | 4 | 0 | 4 | 19.05% | 21 | | 2 | | | N | P,T,M,SC | 0 | 90+ Days | |
| 157163 | Namakkal Elite | 03/14/2024 | Active | 18 | 0 | 2 | -2 | -10.00% | 0 | 1 | 0 | | 2 | | M,VP,SC | 0 | \$2,000.04 | |
| 173337 | Pochampalli Sigaram | 07/26/2024 | Active | 28 | 28 | 0 | 28 | 100.00% | 0 | | 4 | | | | T,M,VP,SC | 0 | | |
| 155784 | Pottireddipatti | 08/28/2023 | Active | 22 | 0 | 0 | 0 | 0.00% | 22 | | 9 | | 2 | | S,T,M,VP,SC | 0 | | |
| 178716 | Rasipuram Pudupatti | 10/15/2024 | Newly Chartered | 20 | 20 | 0 | 20 | 100.00% | 0 | | 2 | | | N | T,M,VP,SC | 0 | | |
| 157694 | Salem Bright City | 03/14/2024 | Active(1) | 21 | 3 | 4 | -1 | -4.55% | 0 | 1 | 0 | | 2 | | S,T,M,VP,SC | 0 | | |
| Exc Award (06/30/2024) | | | | | | | | | | | | | | | | | | |
| 152891 | Salem Murugesan Institute of Technology Campus | 03/16/2023 | Active | 11 | 0 | 0 | 0 | 0.00% | 11 | | 9 | 1 | None | | P,S,T,M,VP SC | 9 | 90+ Days | |



Club Health Assessment for District 324 E through December 2024

| | | | Status | Membership | | | | | | | Reports | | | | | Finance | LCIF |
|--|-----------------------------|--------------|---|-----------------------------|-------------------|---------------------|----------------|-----------------|---|--|---------------------------|-------------------------------------|------------------------------------|------------------------------|---|--|-----------------------------------|
| Club Number | Club Name | Charter Date | | Current Member Count | YTD Members Added | YTD Members Dropped | YTD Net Growth | YTD Net Growth% | Member Count 12 Months Ago | Avg. length of service for dropped members | Months Since Last MMR *** | Yrs. Since Last Officer Report | President Rotation | Vice President Reported **** | Months Since Last Activity Report *** | Account Balance | Donations for current Fiscal Year |
| | | | Number of times on status quo within last two years | If below 15 members appears | | | | | If net loss is greater than 20% appears | | | If no report in 3 months appears in | When more than one year appears in | Number of repeat terms | Notes the officers that do not have an active | If no report at 12 months appears in red | |
| 153759 | Salem Phoenix | 03/06/2023 | Active | 23 | 9 | 7 | 2 | 9.52% | 20 | 2 | 0 | | | N | 0 | | |
| Exc Award (06/30/2023, 06/30/2024) | | | | | | | | | | | | | | | | | |
| 173866 | Sendai Nanjundapuram | 07/24/2024 | Active | 25 | 25 | 0 | 25 | 100.00% | 0 | | 0 | | | T,M,VP,SC | 0 | 90+ Days | |
| 174688 | Sendai Ponnarkulam | 07/24/2024 | Active | 20 | 20 | 0 | 20 | 100.00% | 0 | | 5 | | | N | 0 | 90+ Days | |
| 176713 | Sendai Thuthikulam | 08/30/2024 | Active | 25 | 25 | 0 | 25 | 100.00% | 0 | | 0 | | | M,VP,SC | 0 | 90+ Days | |
| 155785 | Thirumanur Village | 08/29/2023 | Active | 21 | 0 | 0 | 0 | 0.00% | 21 | | 4 | | 2 | N | 0 | | |
| Exc Award (06/30/2024) | | | | | | | | | | | | | | | | | |
| 155787 | Valayapatty | 08/28/2023 | Active(1) | 14 | 0 | 7 | -7 | -33.33% | 21 | 1 | 0 | | 2 | S,T,M,VP,SC | 0 | | |
| 172802 | Valayapatty Pasumai | 07/15/2024 | Active | 20 | 20 | 0 | 20 | 100.00% | 0 | | 1 | | | N | 0 | | |
| Clubs more than two years old | | | | | | | | | | | | | | | | | |
| 46674 | ANTHIYUR | 11/03/1986 | Active | 45 | 5 | 2 | 3 | 7.14% | 42 | 9 | 1 | | 2 | S,T,M,VP,SC | 0 | | |
| THAVITTUPALAYAM | | | | | | | | | | | | | | | | | |
| Exc Award (06/30/2020, 06/30/2023) | | | | | | | | | | | | | | | | | |
| 152303 | Attayampatti Tex City | 09/13/2022 | Active | 20 | 2 | 2 | 0 | 0.00% | 25 | 5 | 2 | | | VP,SC | 0 | | |
| Exc Award (06/30/2023) | | | | | | | | | | | | | | | | | |
| 44786 | ATTAYAMPATTY | 03/01/1985 | Active | 30 | 1 | 0 | 1 | 3.45% | 34 | | 0 | | | N | 1 | | \$59.90 |
| Exc Award (06/30/2020, 06/30/2021, 06/30/2022) | | | | | | | | | | | | | | | | | |
| 26467 | ATTUR | 12/20/1969 | Active | 45 | 4 | 1 | 3 | 7.14% | 56 | 7 | 5 | | | N | 0 | | \$50.31 |
| Exc Award (06/30/2020, 06/30/2022, 06/30/2023) | | | | | | | | | | | | | | | | | |
| 122118 | Attur Aadhavan | 05/12/2014 | Active | 54 | 9 | 3 | 6 | 12.50% | 49 | 4 | 0 | | | N | 0 | | \$1,000.02 |
| Exc Award (06/30/2022, 06/30/2023, 06/30/2024) | | | | | | | | | | | | | | | | | |
| 144264 | Attur Aditya | 12/22/2020 | Active | 35 | 1 | 0 | 1 | 2.94% | 33 | | 0 | | | N | 0 | | \$473.19 |
| Exc Award (06/30/2022, 06/30/2023, 06/30/2024) | | | | | | | | | | | | | | | | | |
| 50788 | AVAL POONDURAI | 06/27/1990 | Active | 137 | 1 | 0 | 1 | 0.74% | 138 | | 5 | | | R | 0 | | \$1,108.06 |
| Exc Award (06/30/2020, 06/30/2022, 06/30/2024) | | | | | | | | | | | | | | | | | |
| 57987 | AYOTHIAPPATNAM RICE CITY | 03/15/1996 | Active | 92 | 6 | 1 | 5 | 5.75% | 94 | 9 | 0 | | | R | 0 | | \$706.80 |
| Exc Award (06/30/2017, 06/30/2021) | | | | | | | | | | | | | | | | | |
| 121396 | Ayothiyapattanam Ramar City | 02/20/2014 | Active | 24 | 0 | 3 | -3 | -11.11% | 28 | 9 | 0 | | | N | 1 | | |



Club Health Assessment for District 324 E through December 2024

| | | | Status | Membership | | | | | | | Reports | | | | | Finance | | LCIF |
|-------------|--|--------------|---|-----------------------------|-------------------|---------------------|----------------|---|----------------------------|--|-------------------------------------|------------------------------------|------------------------|---|--|-----------------|-----------------------------------|------|
| Club Number | Club Name | Charter Date | | Current Member Count | YTD Members Added | YTD Members Dropped | YTD Net Growth | YTD Net Growth% | Member Count 12 Months Ago | Avg. length of service for dropped members | Months Since Last MMR *** | Yrs. Since Last Officer Report | President Rotation | Vice President Reported **** | Months Since Last Activity Report *** | Account Balance | Donations for current Fiscal Year | |
| | | | Number of times on status quo within last two years | If below 15 members appears | | | | If net loss is greater than 20% appears | | | If no report in 3 months appears in | When more than one year appears in | Number of repeat terms | Notes the officers that do not have an active | If no report at 12 months appears in red | | | |
| 132544 | Bagalur | 09/05/2017 | Active | 26 | 7 | 2 | 5 | 23.81% | 21 | 7 | 4 | | 2 | R VP | 0 | 90+ Days | | |
| 54345 | BARUGUR | 04/14/1993 | Active | 46 | 6 | 0 | 6 | 15.00% | 39 | | 2 | | None | P,T,M,VP,SC | 0 | | \$1,000.02 | |
| | Exc Award (06/30/2017, 06/30/2020, 06/30/2024) | | | | | | | | | | | | | | | | | |
| 26469 | BHAVANI KOMARAPALAYAM | 01/08/1970 | Active | 18 | 0 | 2 | -2 | -10.00% | 21 | 21 | 3 | | 2 | N | | 0 | | |
| 122892 | Bhavani Komarapalayam Sangamam | 08/06/2014 | Active | 18 | 4 | 0 | 4 | 28.57% | 20 | | 3 | | | N VP,SC | 0 | 90+ Days | | |
| 57920 | CHENNIMALAI | 02/29/1996 | Active | 37 | 3 | 0 | 3 | 8.82% | 32 | | 0 | | | T,M,VP,SC | 0 | | \$40.73 | |
| | Exc Award (06/30/2023, 06/30/2024) | | | | | | | | | | | | | | | | | |
| 134585 | Dasappagounden Pudur | 05/28/2018 | Active(2) | 13 | 1 | 0 | 1 | 8.33% | 14 | | 4 | | | S,T,M,VP,SC | 0 | | | |
| 57765 | DENKANIKOTTA | 01/23/1996 | Active | 22 | 1 | 2 | -1 | -4.35% | 23 | 6 | 1 | | | S,T,M,VP,SC | 0 | | | |
| 50305 | DHARAPURAM CENTRAL | 03/15/1990 | Active | 58 | 8 | 0 | 8 | 16.00% | 52 | | 3 | | | N M,SC | 0 | | | |
| | Exc Award (06/30/2021, 06/30/2023) | | | | | | | | | | | | | | | | | |
| 37201 | DHARAPURAM TOWN L C | 05/29/1979 | Active | 89 | 8 | 13 | -5 | -5.32% | 99 | 5 | 1 | | | N T,M,VP | 0 | | \$1,000.02 | |
| | Exc Award (06/30/2023) | | | | | | | | | | | | | | | | | |
| 50789 | DHARMAPURI TOWN | 06/27/1990 | Active | 80 | 6 | 0 | 6 | 8.11% | 74 | | 0 | | | N S,M,SC | 0 | | \$2,000.04 | |
| | Exc Award (06/30/2024) | | | | | | | | | | | | | | | | | |
| 131154 | Erampatti Town | 06/07/2017 | Active | 31 | 0 | 2 | -2 | -6.06% | 33 | 8 | 0 | | | N T,SC | 0 | | | |
| 26479 | ERODE | 12/18/1961 | Active | 232 | 4 | 0 | 4 | 1.75% | 233 | | 4 | | | N T,SC | 0 | | \$1,006.29 | |
| | Exc Award (06/30/2017) | | | | | | | | | | | | | | | | | |
| 104445 | ERODE MAARUTHI | 01/22/2009 | Active | 17 | 4 | 10 | -6 | -26.09% | 23 | 13 | 0 | | None | P,S,T,M,VP | 0 | 90+ Days | | |
| | Exc Award (06/30/2016) | | | | | | | | | | | | | | | | | |
| 144389 | Erode Ajanthaa | 12/23/2020 | Cancelled(8*) | 0 | 0 | 23 | -23 | -100.00% | 23 | 4 | 10 | 1 | None | P,S,T,M,VP SC | 10 | 90+ Days | | |
| 135157 | Erode Amaravathi | 06/19/2018 | Active | 25 | 0 | 6 | -6 | -19.35% | 31 | 3 | 0 | | | VP,SC | 0 | | | |
| | Exc Award (06/30/2019, 06/30/2022) | | | | | | | | | | | | | | | | | |
| 147633 | Erode Aram | 07/28/2021 | Active | 20 | 0 | 0 | 0 | 0.00% | 20 | | 7 | | | R M,SC | 0 | | | |
| | Exc Award (06/30/2022, 06/30/2024) | | | | | | | | | | | | | | | | | |
| 125955 | Erode Aspire | 10/16/2015 | Active | 21 | 1 | 0 | 1 | 5.00% | 17 | | 5 | | | N P,T,VP | 0 | | | |
| 84910 | ERODE BVB | 02/24/2005 | Active | 421 | 12 | 0 | 12 | 2.93% | 409 | | 5 | | | N P,T,VP,SC | 0 | | | |
| | Exc Award (06/30/2019, 06/30/2020, 06/30/2024) | | | | | | | | | | | | | | | | | |



Club Health Assessment for District 324 E through December 2024

| | | | Status | Membership | | | | | | | Reports | | | | | Finance | LCIF |
|-------------|--|--------------|---|-----------------------------|-------------------|---------------------|----------------|---|----------------------------|------------------------------------|-------------------------------------|------------------------------------|------------------------|---|--|-----------------|-----------------------------------|
| Club Number | Club Name | Charter Date | | Current Member Count | YTD Members Added | YTD Members Dropped | YTD Net Growth | YTD Net Growth% | Member Count 12 Months Ago | Avg. length of service for members | Months Since Last MMR *** | Yrs. Since Last Officer Report | President Rotation | Vice President Reported **** | Months Since Last Activity Report *** | Account Balance | Donations for current Fiscal Year |
| | | | Number of times on status quo within last two years | If below 15 members appears | | | | If net loss is greater than 20% appears | | | If no report in 3 months appears in | When more than one year appears in | Number of repeat terms | Notes the officers that do not have an active | If no report at 12 months appears in red | | |
| 50207 | ERODE CAUVERY | 02/15/1990 | Active | 104 | 14 | 12 | 2 | 1.96% | 142 | 5 | 0 | | | R | 0 | | \$1,706.82 |
| | Exc Award (06/30/2016, 06/30/2019, 06/30/2020) | | | | | | | | | | | | | | | | |
| 47318 | ERODE CENTRAL | 05/01/1987 | Active | 79 | 1 | 0 | 1 | 1.28% | 80 | | 2 | | | R | P,T,VP | 0 | \$100.63 |
| | Exc Award (06/30/2023) | | | | | | | | | | | | | | | | |
| 142025 | Erode Champion | 07/03/2020 | Active | 22 | 2 | 3 | -1 | -4.35% | 24 | 4 | 0 | | | | M,VP,SC | 0 | \$539.08 |
| | Exc Award (06/30/2024) | | | | | | | | | | | | | | | | |
| 67245 | ERODE COSMOS | 02/11/2003 | Active | 44 | 3 | 1 | 2 | 4.76% | 42 | 14 | 2 | | | R | T,VP | 0 | |
| | Exc Award (06/30/2019, 06/30/2020, 06/30/2021) | | | | | | | | | | | | | | | | |
| 52415 | ERODE EAST | 01/10/1992 | Active | 73 | 10 | 0 | 10 | 15.87% | 60 | | 0 | | | | S,M,VP,SC | 0 | \$1,000.02 |
| | Exc Award (06/30/2019, 06/30/2023) | | | | | | | | | | | | | | | | |
| 115121 | ERODE EXCELLENT | 09/19/2011 | Active | 32 | 2 | 1 | 1 | 3.23% | 33 | 4 | 0 | | | R | M,VP | 0 | 90+ Days |
| | Exc Award (06/30/2022) | | | | | | | | | | | | | | | | |
| 46150 | ERODE FORT | 05/01/1986 | Active(1) | 19 | 0 | 0 | 0 | 0.00% | 26 | | 6 | | | N | P,S,T,VP,SC | 0 | |
| 99977 | ERODE GOLDEN CITY | 07/31/2007 | Active(1) | 11 | 0 | 0 | 0 | 0.00% | 11 | | 4 | | | N | T,VP,SC | 0 | |
| 101455 | ERODE KALINGARAAYAN | 03/12/2008 | Active | 16 | 0 | 0 | 0 | 0.00% | 18 | | 6 | | | N | M,VP | 0 | |
| 123169 | Erode Kurinchi | 09/22/2014 | Active | 63 | 1 | 2 | -1 | -1.56% | 65 | 6 | 0 | | | | P,S,T,VP,SC | 0 | |
| | Exc Award (06/30/2022, 06/30/2023) | | | | | | | | | | | | | | | | |
| 140648 | Erode Master Heartfulness | 01/06/2020 | Cancelled(8*) | 0 | 2 | 12 | -10 | -100.00% | 10 | 4 | 0 | | None | | P,S,T,M,VP,SC | 0 | 90+ Days |
| | Exc Award (06/30/2022) | | | | | | | | | | | | | | | | |
| 40956 | ERODE MID TOWN | 02/08/1982 | Active | 320 | 30 | 3 | 27 | 9.22% | 310 | 11 | 3 | | | N | SC | 0 | 90+ Days |
| | Exc Award (06/30/2022) | | | | | | | | | | | | | | | | |
| 58641 | ERODE MILK CITY | 08/07/1996 | Active | 32 | 1 | 0 | 1 | 3.23% | 29 | | 2 | | | IP | T | 0 | \$29.95 |
| | Exc Award (06/30/2019, 06/30/2022, 06/30/2023) | | | | | | | | | | | | | | | | |
| 126026 | Erode Navarathna | 11/10/2015 | Active | 10 | 0 | 0 | 0 | 0.00% | 10 | | 6 | | | N | SC | 0 | 90+ Days |
| 56268 | ERODE NORTH | 11/22/1994 | Active | 31 | 0 | 0 | 0 | 0.00% | 34 | | 6 | | | N | | 0 | |
| | Exc Award (06/30/2021, 06/30/2022) | | | | | | | | | | | | | | | | |
| 124607 | Erode North Kings | 04/08/2015 | Active | 21 | 2 | 1 | 1 | 5.00% | 19 | 13 | 0 | | | N | S,SC | 0 | \$51.51 |
| | Exc Award (06/30/2016, 06/30/2022, 06/30/2023) | | | | | | | | | | | | | | | | |



Club Health Assessment for District 324 E through December 2024

| | | | Status | Membership | | | | | | | Reports | | | | | Finance | | LCIF |
|--|----------------------------|--------------|---|-----------------------------|-------------------|---------------------|----------------|-----------------|---|--|-------------------------------------|------------------------------------|------------------------|---|--|-----------------|-----------------------------------|------------|
| Club Number | Club Name | Charter Date | | Current Member Count | YTD Members Added | YTD Members Dropped | YTD Net Growth | YTD Net Growth% | Member Count 12 Months Ago | Avg. length of service for dropped members | Months Since Last MMR *** | Yrs. Since Last Officer Report | President Rotation | Vice President Reported **** | Months Since Last Activity Report *** | Account Balance | Donations for current Fiscal Year | |
| | | | Number of times on status quo within last two years | If below 15 members appears | | | | | If net loss is greater than 20% appears | | If no report in 3 months appears in | When more than one year appears in | Number of repeat terms | Notes the officers that do not have an active | If no report at 12 months appears in red | | | |
| 66636 | ERODE PREMIER | 09/27/2002 | Active | 38 | 2 | 0 | 2 | 5.56% | 37 | | 0 | | | N | T,SC | 1 | | \$599.09 |
| Exc Award (06/30/2017, 06/30/2022, 06/30/2024) | | | | | | | | | | | | | | | | | | |
| 142022 | Erode Red Fort | 07/07/2020 | Active | 42 | 2 | 0 | 2 | 5.00% | 39 | | 0 | | | N | S,T,SC | 0 | | \$1,000.02 |
| Exc Award (06/30/2022, 06/30/2024) | | | | | | | | | | | | | | | | | | |
| 78699 | ERODE SAKTHI | 04/01/2004 | Active | 44 | 6 | 0 | 6 | 15.79% | 31 | | 3 | | | N | T,VP | 0 | | |
| 135037 | Erode Sivagiri | 06/19/2018 | Active(1) | 26 | 0 | 4 | -4 | -13.33% | 30 | 7 | 0 | | 2 | | P,M,VP,SC | 0 | | |
| Exc Award (06/30/2021, 06/30/2023) | | | | | | | | | | | | | | | | | | |
| 138073 | Erode Smart City | 05/06/2019 | Active | 15 | 0 | 0 | 0 | 0.00% | 15 | | 8 | | | N | P,T,SC | 0 | | |
| 66749 | ERODE SOUTH | 10/31/2002 | Active | 28 | 1 | 0 | 1 | 3.70% | 26 | | 0 | | | N | S,T | 0 | | \$50.00 |
| Exc Award (06/30/2022) | | | | | | | | | | | | | | | | | | |
| 59885 | ERODE STAR | 07/20/1997 | Active | 15 | 0 | 0 | 0 | 0.00% | 17 | | 6 | | | | P,M,VP | 0 | | |
| Exc Award (06/30/2016) | | | | | | | | | | | | | | | | | | |
| 53805 | ERODE SUPREME | 11/09/1992 | Active | 289 | 12 | 19 | -7 | -2.36% | 285 | 7 | 0 | | | N | | 0 | | \$2,000.04 |
| Exc Award (06/30/2017) | | | | | | | | | | | | | | | | | | |
| 58653 | ERODE TURMERIC CITY | 08/26/1996 | Active | 58 | 1 | 2 | -1 | -1.69% | 59 | 24 | 5 | | | R | T,VP | 0 | | \$60.38 |
| Exc Award (06/30/2021, 06/30/2023) | | | | | | | | | | | | | | | | | | |
| 54223 | ERODE UNIQUE | 03/11/1993 | Active | 35 | 0 | 2 | -2 | -5.41% | 37 | 13 | 0 | | | N | | 0 | | |
| Exc Award (06/30/2017, 06/30/2019, 06/30/2020) | | | | | | | | | | | | | | | | | | |
| 132545 | Erode Vishal | 09/18/2017 | Active | 27 | 0 | 0 | 0 | 0.00% | 26 | | 6 | | | N | SC | 0 | | |
| Exc Award (06/30/2021, 06/30/2022) | | | | | | | | | | | | | | | | | | |
| 26480 | GOBICHETTIPALAYAM | 09/14/1969 | Active | 107 | 19 | 15 | 4 | 3.88% | 101 | 4 | 0 | | | N | | 0 | | \$1,000.02 |
| Exc Award (06/30/2020, 06/30/2022, 06/30/2024) | | | | | | | | | | | | | | | | | | |
| 140373 | Gobichettipalayam Aatherai | 12/02/2019 | Active | 33 | 2 | 0 | 2 | 6.45% | 31 | | 4 | | | N | T,VP | 0 | | \$161.12 |
| Exc Award (06/30/2022, 06/30/2023, 06/30/2024) | | | | | | | | | | | | | | | | | | |
| 151002 | Gobichettipalayam Liafians | 06/08/2022 | Cancelled(8*) | 0 | 0 | 32 | -32 | -100.00% | 32 | 3 | 0 | | None | | P,S,T,M,VP SC | 1 | 90+ Days | |
| 151090 | Gobichettipalayam Prestige | 06/15/2022 | Active | 38 | 0 | 1 | -1 | -2.56% | 49 | 2 | 1 | | 4 | N | VP,SC | 1 | | |
| 67144 | GURUSAMY PALAYAM TAMIZHAN | 01/08/2003 | Active(1) | 25 | 0 | 11 | -11 | -30.56% | 36 | 11 | 0 | | | N | VP | 0 | | |
| Exc Award (06/30/2023) | | | | | | | | | | | | | | | | | | |



Club Health Assessment for District 324 E through December 2024

| Club Number | Club Name | Charter Date | Status | Membership | | | | | | | Reports | | | | | Finance | LCIF |
|-------------|--|--------------|---|-----------------------------|-------------------|---------------------|----------------|---|----------------------------|--|-------------------------------------|------------------------------------|------------------------|---|--|-----------------|-----------------------------------|
| | | | | Current Member Count | YTD Members Added | YTD Members Dropped | YTD Net Growth | YTD Net Growth% | Member Count 12 Months Ago | Avg. length of service for dropped members | Months Since Last MMR *** | Yrs. Since Last Officer Report | President Rotation | Vice President Reported **** | Months Since Last Activity Report *** | Account Balance | Donations for current Fiscal Year |
| | | | Number of times on status quo within last two years | If below 15 members appears | | | | If net loss is greater than 20% appears | | | If no report in 3 months appears in | When more than one year appears in | Number of repeat terms | Notes the officers that do not have an active | If no report at 12 months appears in red | | |
| 50145 | HARUR | 01/29/1990 | Active | 70 | 0 | 4 | -4 | -5.41% | 74 | 24 | 5 | | | N P | 1 | | |
| | Exc Award (06/30/2022, 06/30/2023) | | | | | | | | | | | | | | | | |
| 34900 | HOSUR | 12/12/1977 | Active | 98 | 15 | 1 | 14 | 16.67% | 84 | 44 | 0 | | | N | 0 | | |
| | Exc Award (06/30/2022, 06/30/2024) | | | | | | | | | | | | | | | | |
| 67140 | HOSUR CASTLE | 01/21/2003 | Active | 53 | 8 | 0 | 8 | 17.78% | 44 | | 3 | | | N P,SC | 0 | | \$1,000.02 |
| | Exc Award (06/30/2017) | | | | | | | | | | | | | | | | |
| 115798 | HOSUR FLOWER CITY | 01/04/2012 | Active | 31 | 1 | 0 | 1 | 3.33% | 30 | | 2 | | | S,T,M,VP,SC | 0 | | \$1,658.90 |
| | Exc Award (06/30/2023, 06/30/2024) | | | | | | | | | | | | | | | | |
| 136756 | Hosur Galaxy | 11/23/2018 | Active | 34 | 1 | 10 | -9 | -20.93% | 43 | 4 | 0 | | | N | 0 | | \$1,000.02 |
| | Exc Award (06/30/2020, 06/30/2023, 06/30/2024) | | | | | | | | | | | | | | | | |
| 120095 | Hosur Hills | 08/02/2013 | Active | 56 | 5 | 0 | 5 | 9.80% | 54 | | 4 | | | N | 1 | | \$2,706.84 |
| | Exc Award (06/30/2022) | | | | | | | | | | | | | | | | |
| 67081 | HOSUR IMPACT | 01/08/2003 | Active | 45 | 6 | 4 | 2 | 4.65% | 47 | 1 | 0 | | | VP | 0 | | \$706.80 |
| | Exc Award (06/30/2020, 06/30/2022, 06/30/2024) | | | | | | | | | | | | | | | | |
| 128402 | Hosur Lake | 08/19/2016 | Active | 29 | 5 | 0 | 5 | 20.83% | 25 | | 4 | | | N S | 1 | | \$100.63 |
| | Exc Award (06/30/2022) | | | | | | | | | | | | | | | | |
| 105488 | HOSUR MAGNUM | 05/15/2009 | Active | 53 | 1 | 0 | 1 | 1.92% | 60 | | 4 | | | N M,VP | 0 | | \$1,050.63 |
| | Exc Award (06/30/2023) | | | | | | | | | | | | | | | | |
| 135454 | Hosur Melvin Jones | 07/27/2018 | Active | 27 | 15 | 0 | 15 | 125.00% | 22 | | 4 | | 6 | T,M,VP,SC | 0 | | |
| | Exc Award (06/30/2023) | | | | | | | | | | | | | | | | |
| 135455 | Hosur Pride | 07/27/2018 | Active | 62 | 3 | 0 | 3 | 5.08% | 51 | | 3 | | | N T,M,VP,SC | 0 | 90+ Days | |
| | Exc Award (06/30/2022) | | | | | | | | | | | | | | | | |
| 140369 | Hosur Rose City | 12/26/2019 | Active | 30 | 2 | 0 | 2 | 7.14% | 27 | | 3 | | | N | 0 | | |
| | Exc Award (06/30/2022) | | | | | | | | | | | | | | | | |
| 44681 | HOSUR SIPCOT INDUSTRIAL COMPLX | 02/14/1985 | Active | 54 | 1 | 0 | 1 | 1.89% | 53 | | 2 | | | P,M,VP,SC | 1 | | \$718.78 |
| | Exc Award (06/30/2023) | | | | | | | | | | | | | | | | |
| 60273 | IDAPPADI TEX CITY | 01/06/1998 | Active | 58 | 2 | 1 | 1 | 1.75% | 57 | 9 | 0 | | | N T | 0 | | \$60.38 |
| | Exc Award (06/30/2020, 06/30/2022) | | | | | | | | | | | | | | | | |
| 66940 | KABILARMALAI | 12/16/2002 | Active | 34 | 0 | 0 | 0 | 0.00% | 32 | | 3 | | | N M,VP,SC | 0 | | |
| | Exc Award (06/30/2024) | | | | | | | | | | | | | | | | |



Club Health Assessment for District 324 E through December 2024

| | | | Status | Membership | | | | | | Reports | | | | | Finance | LCIF | |
|--|---------------------------|--------------|---|-----------------------------|-------------------|---------------------|----------------|---|----------------------------|--|-------------------------------------|------------------------------------|------------------------|---|--|-----------------|-----------------------------------|
| Club Number | Club Name | Charter Date | | Current Member Count | YTD Members Added | YTD Members Dropped | YTD Net Growth | YTD Net Growth% | Member Count 12 Months Ago | Avg. length of service for dropped members | Months Since Last MMR *** | Yrs. Since Last Officer Report | President Rotation | Vice President Reported **** | Months Since Last Activity Report *** | Account Balance | Donations for current Fiscal Year |
| | | | Number of times on status quo within last two years | If below 15 members appears | | | | If net loss is greater than 20% appears | | | If no report in 3 months appears in | When more than one year appears in | Number of repeat terms | Notes the officers that do not have an active | If no report at 12 months appears in red | | |
| 66753 | KANDAMPALAYAM | 10/31/2002 | Active | 36 | 0 | 0 | 0 | 0.00% | 35 | | 3 | | | R | S,M,SC | 0 | |
| 45750 | KANJIKOIL | 01/06/1986 | Active | 82 | 1 | 0 | 1 | 1.23% | 68 | | 4 | | | | P,T,M,VP,SC | 0 | \$82.52 |
| Exc Award (06/30/2022, 06/30/2023) | | | | | | | | | | | | | | | | | |
| 132350 | Karimangalam Vallal Kaari | 08/04/2017 | Active | 30 | 4 | 1 | 3 | 11.11% | 26 | 3 | 4 | | | N | VP | 1 | \$658.88 |
| 97905 | KAVERIPATTINAM PENNAR | 10/27/2006 | Active(2) | 20 | 0 | 0 | 0 | 0.00% | 15 | | 4 | | | N | S,M,SC | 0 | |
| Exc Award (06/30/2023) | | | | | | | | | | | | | | | | | |
| 66323 | KAVINDAPADI SUGAR CITY | 06/27/2002 | Active | 23 | 20 | 43 | -23 | -50.00% | 48 | 10 | 0 | | | IP | S,T,M,SC | 0 | |
| Exc Award (06/30/2020, 06/30/2023) | | | | | | | | | | | | | | | | | |
| 136620 | Kodumudi Taluk | 11/23/2018 | Active(1) | 28 | 2 | 0 | 2 | 7.69% | 26 | | 5 | | None | | P,T,M,VP,SC | 0 | |
| 56963 | KOMARAPALAYAM | 05/22/1995 | Active | 34 | 1 | 0 | 1 | 3.03% | 35 | | 2 | | | N | | 0 | \$50.31 |
| Exc Award (06/30/2017) | | | | | | | | | | | | | | | | | |
| 47590 | KOMARAPALAYAM CENTRAL | 06/29/1987 | Active | 76 | 2 | 1 | 1 | 1.33% | 77 | 23 | 5 | | | N | M,SC | 0 | |
| Exc Award (06/30/2023) | | | | | | | | | | | | | | | | | |
| 102310 | KOMARAPALAYAM TEX CITY | 06/06/2008 | Active | 26 | 0 | 1 | -1 | -3.70% | 27 | 5 | 1 | | | N | | 0 | \$30.01 |
| Exc Award (06/30/2018, 06/30/2020, 06/30/2023) | | | | | | | | | | | | | | | | | |
| 116990 | KOMARAPALAYAM THALAPATHY | 05/29/2012 | Active | 21 | 1 | 0 | 1 | 5.00% | 20 | | 2 | | | N | P,T,VP | 0 | \$1,221.92 |
| 26486 | KRISHNAGIRI | 01/21/1970 | Active | 39 | 3 | 0 | 3 | 8.33% | 42 | | 0 | | 2 | R | VP | 0 | \$40.25 |
| Exc Award (06/30/2023) | | | | | | | | | | | | | | | | | |
| 61602 | MALLASAMUDARAM | 03/08/1999 | Active | 51 | 0 | 0 | 0 | 0.00% | 51 | | 9 | | | R | P,T,M,SC | 0 | \$467.20 |
| Exc Award (06/30/2019, 06/30/2020, 06/30/2023) | | | | | | | | | | | | | | | | | |
| 152228 | Mangalapuram | 08/22/2022 | Active | 10 | 0 | 2 | -2 | -16.67% | 20 | 2 | 0 | | None | | P,T,M,VP,SC | 0 | |
| 55238 | MARANDAHALLI | 01/24/1994 | Active | 28 | 2 | 1 | 1 | 3.70% | 30 | 6 | 1 | | | N | VP,SC | 0 | |
| 133674 | Mathur Mango City | 02/27/2018 | Active | 35 | 2 | 0 | 2 | 6.06% | 34 | | 3 | | | | T,M,VP,SC | 0 | \$706.80 |
| Exc Award (06/30/2020, 06/30/2021, 06/30/2023) | | | | | | | | | | | | | | | | | |
| 62944 | MOHANUR | 03/20/2000 | Active | 49 | 2 | 0 | 2 | 4.26% | 44 | | 1 | | | N | M | 0 | \$61.10 |
| Exc Award (06/30/2020, 06/30/2021, 06/30/2023) | | | | | | | | | | | | | | | | | |
| 128404 | Mohanur Kaveri | 08/11/2016 | Active | 26 | 0 | 0 | 0 | 0.00% | 24 | | 7 | | | N | | 0 | \$59.90 |
| 121213 | Mulanur | 01/24/2014 | Active | 22 | 0 | 0 | 0 | 0.00% | 21 | | 8 | | None | | P,T,M,VP,SC | 0 | |



Club Health Assessment for District 324 E through December 2024

| | | | Status | Membership | | | | | | Reports | | | | | Finance | LCIF | |
|-------------|--|--------------|---|-----------------------------|-------------------|---------------------|----------------|---|----------------------------|--|-------------------------------------|------------------------------------|------------------------|---|---------------------------------------|-----------------|-----------------------------------|
| Club Number | Club Name | Charter Date | | Current Member Count | YTD Members Added | YTD Members Dropped | YTD Net Growth | YTD Net Growth% | Member Count 12 Months Ago | Avg. length of service for dropped members | Months Since Last MMR *** | Yrs. Since Last Officer Report | President Rotation | Vice President Reported **** | Months Since Last Activity Report *** | Account Balance | Donations for current Fiscal Year |
| | | | Number of times on status quo within last two years | If below 15 members appears | | | | If net loss is greater than 20% appears | | | If no report in 3 months appears in | When more than one year appears in | Number of repeat terms | Notes the officers that do not have an active | If no report at 12 months red | | |
| 116352 | MULLUKURICHI KURINJI | 03/21/2012 | Active | 29 | 0 | 0 | 0 | 0.00% | 29 | | 9 | | | S,T,M,VP,SC | 0 | | |
| | Exc Award (06/30/2023) | | | | | | | | | | | | | | | | |
| 64461 | NAMAKKAL ANJANEYA | 06/25/2001 | Active | 25 | 2 | 0 | 2 | 8.70% | 21 | | 0 | | | N T | 0 | | \$1,000.02 |
| 126553 | Namakkal Golden City | 02/29/2016 | Active | 21 | 2 | 3 | -1 | -4.55% | 23 | 4 | 1 | | | R P,VP,SC | 0 | | \$52.71 |
| 142454 | Namakkal Helen | 08/11/2020 | Active | 19 | 1 | 0 | 1 | 5.56% | 18 | | 0 | | | R M,VP,SC | 0 | | |
| | Exc Award (06/30/2023) | | | | | | | | | | | | | | | | |
| 150402 | Namakkal Helen Keller | 04/04/2022 | Active | 26 | 1 | 0 | 1 | 4.00% | 9 | | 2 | | | N S,T,SC | 0 | | \$1,000.02 |
| 125186 | Namakkal Melvin Metro | 06/17/2015 | Active | 57 | 4 | 1 | 3 | 5.56% | 52 | 3 | 0 | | | N P,VP | 0 | | \$59.90 |
| | Exc Award (06/30/2020, 06/30/2022) | | | | | | | | | | | | | | | | |
| 63709 | NAMAKKAL METRO | 11/20/2000 | Active(1) | 25 | 1 | 0 | 1 | 4.17% | 27 | | 2 | | | N SC | 0 | | \$29.95 |
| | Exc Award (06/30/2020, 06/30/2022, 06/30/2023) | | | | | | | | | | | | | | | | |
| 55257 | NAMAKKAL ROCK CITY | 01/28/1994 | Active | 65 | 9 | 1 | 8 | 14.04% | 41 | 5 | 0 | | 2 | R P,T,VP | 0 | | \$899.00 |
| 60274 | NAMAKKAL SOUTH | 01/06/1998 | Active | 27 | 0 | 1 | -1 | -3.57% | 30 | 2 | 0 | | None | P,T,M,VP,SC | 0 | | |
| 100816 | NAMAKKAL TOWN | 12/18/2007 | Active | 32 | 1 | 3 | -2 | -5.88% | 37 | 2 | 0 | | | N M,VP,SC | 0 | | \$1,000.02 |
| | Exc Award (06/30/2020, 06/30/2023) | | | | | | | | | | | | | | | | |
| 105374 | NAMBIYUR | 04/27/2009 | Active | 36 | 0 | 0 | 0 | 0.00% | 35 | | 6 | | | N P,M,VP,SC | 0 | | |
| | Exc Award (06/30/2024) | | | | | | | | | | | | | | | | |
| 51397 | PALACODE | 03/06/1991 | Active | 44 | 3 | 0 | 3 | 7.32% | 40 | | 0 | | | S,T,M,VP,SC | 0 | | \$1,000.02 |
| | Exc Award (06/30/2021, 06/30/2022, 06/30/2023) | | | | | | | | | | | | | | | | |
| 46781 | PALLIPALAYAM CENTRAL | 12/01/1986 | Active | 32 | 1 | 0 | 1 | 3.23% | 35 | | 2 | | | N S,SC | 0 | | \$32.34 |
| | Exc Award (06/30/2020) | | | | | | | | | | | | | | | | |
| 121480 | Pallipalayam SPB Cheran | 02/28/2014 | Active | 21 | 0 | 0 | 0 | 0.00% | 21 | | 0 | | | R M,VP | 0 | | |
| | Exc Award (06/30/2021, 06/30/2023) | | | | | | | | | | | | | | | | |
| 61262 | PANNANDUR | 11/18/1998 | Active | 17 | 0 | 5 | -5 | -22.73% | 21 | 11 | 0 | | 2 | N VP,SC | 0 | | |
| | Exc Award (06/30/2023, 06/30/2024) | | | | | | | | | | | | | | | | |
| 99522 | PARAMATHY FORT | 06/04/2007 | Active | 62 | 24 | 1 | 23 | 58.97% | 43 | 4 | 0 | | | N M,VP,SC | 0 | | \$65.89 |
| | Exc Award (06/30/2023) | | | | | | | | | | | | | | | | |
| 77692 | PERIYAMANALI | 10/07/2003 | Active | 26 | 0 | 0 | 0 | 0.00% | 26 | | 5 | | | N M | 0 | | |



Club Health Assessment for District 324 E through December 2024

| | | | Status | Membership | | | | | | | Reports | | | | | Finance | | LCIF |
|--|--------------------|--------------|---|-----------------------------|-------------------|---------------------|----------------|-----------------|---|--|---------------------------|-------------------------------------|------------------------------------|------------------------------|---|--|-----------------------------------|------------|
| Club Number | Club Name | Charter Date | | Current Member Count | YTD Members Added | YTD Members Dropped | YTD Net Growth | YTD Net Growth% | Member Count 12 Months Ago | Avg. length of service for dropped members | Months Since Last MMR *** | Yrs. Since Last Officer Report | President Rotation | Vice President Reported **** | Months Since Last Activity Report *** | Account Balance | Donations for current Fiscal Year | |
| | | | Number of times on status quo within last two years | If below 15 members appears | | | | | If net loss is greater than 20% appears | | | If no report in 3 months appears in | When more than one year appears in | Number of repeat terms | Notes the officers that do not have an active | If no report at 12 months appears in red | | |
| Exc Award (06/30/2020) | | | | | | | | | | | | | | | | | | |
| 33389 | PERUNDURAI | 02/14/1977 | Active | 84 | 1 | 0 | 1 | 1.20% | 83 | | 2 | | | | S,T,M,VP,SC | 0 | | |
| Exc Award (06/30/2023, 06/30/2024) | | | | | | | | | | | | | | | | | | |
| 64662 | POCHAMPALLI TOWN | 08/29/2001 | Active | 42 | 21 | 1 | 20 | 90.91% | 35 | 3 | 0 | | | N | T,M,SC | 0 | | |
| Exc Award (06/30/2020, 06/30/2022, 06/30/2024) | | | | | | | | | | | | | | | | | | |
| 57753 | PUDANCHANTHAI | 01/18/1996 | Active | 47 | 2 | 1 | 1 | 2.17% | 46 | 2 | 4 | | | N | P,T,M,VP | 0 | | \$119.80 |
| Exc Award (06/30/2020, 06/30/2022, 06/30/2024) | | | | | | | | | | | | | | | | | | |
| 150759 | Puduchatram | 05/09/2022 | Active | 32 | 4 | 2 | 2 | 6.67% | 29 | 2 | 0 | | | N | P,T | 0 | | \$32.34 |
| Exc Award (06/30/2023, 06/30/2024) | | | | | | | | | | | | | | | | | | |
| 26500 | RASIPURAM | 01/05/1970 | Active | 162 | 7 | 3 | 4 | 2.53% | 134 | 22 | 0 | | | N | VP | 0 | | |
| Exc Award (06/30/2022, 06/30/2023, 06/30/2024) | | | | | | | | | | | | | | | | | | |
| 138336 | Rasipuram Kings | 06/03/2019 | Active | 44 | 4 | 4 | 0 | 0.00% | 44 | 4 | 3 | | | | M,VP | 0 | | |
| 128682 | Rayakottai Fort | 09/12/2016 | Active | 26 | 10 | 2 | 8 | 44.44% | 24 | 3 | 2 | | 3 | N | S | 0 | | |
| Exc Award (06/30/2022) | | | | | | | | | | | | | | | | | | |
| 26502 | SALEM | 08/06/1960 | Active | 8 | 0 | 4 | -4 | -33.33% | 12 | 28 | 0 | | 2 | R | T,M | 1 | | |
| 111373 | SALEM AANANDHAM | 06/16/2011 | Active(1) | 23 | 4 | 2 | 2 | 9.52% | 32 | 0 | 1 | | | N | P,S,T,M | 1 | | |
| 55535 | SALEM AIRPORT | 04/07/1994 | Active | 33 | 2 | 0 | 2 | 6.45% | 38 | | 3 | | | R | S,VP | 0 | | \$1,000.02 |
| Exc Award (06/30/2023) | | | | | | | | | | | | | | | | | | |
| 42244 | SALEM CENTRAL | 01/26/1983 | Active | 12 | 0 | 0 | 0 | 0.00% | 12 | | 8 | | 2 | | T,M,VP,SC | 0 | | |
| 42489 | SALEM COSMOS | 03/08/1983 | Active | 37 | 2 | 0 | 2 | 5.71% | 36 | | 2 | | | | S,M,VP,SC | 0 | | \$575.12 |
| Exc Award (06/30/2022) | | | | | | | | | | | | | | | | | | |
| 66886 | SALEM ELEGANT CITY | 11/27/2002 | Active | 43 | 3 | 2 | 1 | 2.38% | 45 | 23 | 0 | | | R | T,VP | 0 | | |
| Exc Award (06/30/2022) | | | | | | | | | | | | | | | | | | |
| 152401 | Salem Evergreen | 09/06/2022 | Active | 23 | 0 | 1 | -1 | -4.17% | 29 | 2 | 1 | | | N | P | 1 | | |
| 140366 | Salem Excel | 12/16/2019 | Active | 33 | 7 | 10 | -3 | -8.33% | 39 | 2 | 0 | | 2 | | P,S,T,M,VP | 1 | | \$1,050.33 |
| Exc Award (06/30/2022) | | | | | | | | | | | | | | | | | | |
| 56269 | SALEM FAIRLANDS | 11/22/1994 | Active | 23 | 1 | 5 | -4 | -14.81% | 23 | 12 | 0 | | None | | P,M,VP,SC | 0 | | |
| Exc Award (06/30/2024) | | | | | | | | | | | | | | | | | | |



Club Health Assessment for District 324 E through December 2024

| | | | Status | Membership | | | | | | | Reports | | | | | Finance | | LCIF |
|--|--------------------|--------------|---|-----------------------------|-------------------|---------------------|----------------|---|----------------------------|--|-------------------------------------|------------------------------------|------------------------|---|--|-----------------|-----------------------------------|------|
| Club Number | Club Name | Charter Date | | Current Member Count | YTD Members Added | YTD Members Dropped | YTD Net Growth | YTD Net Growth% | Member Count 12 Months Ago | Avg. length of service for dropped members | Months Since Last MMR *** | Yrs. Since Last Officer Report | President Rotation | Vice President Reported **** | Months Since Last Activity Report *** | Account Balance | Donations for current Fiscal Year | |
| | | | Number of times on status quo within last two years | If below 15 members appears | | | | If net loss is greater than 20% appears | | | If no report in 3 months appears in | When more than one year appears in | Number of repeat terms | Notes the officers that do not have an active | If no report at 12 months appears in red | | | |
| 120239 | Salem Galaxy | 08/30/2013 | Active | 19 | 0 | 2 | -2 | -9.52% | 22 | 1 | 0 | | | N | S,T,VP | 1 | | |
| 120231 | Salem Gems | 08/29/2013 | Active | 23 | 2 | 0 | 2 | 9.52% | 24 | | 5 | | | N | P,S,M,VP | 0 | \$23.96 | |
| Exc Award (06/30/2023) | | | | | | | | | | | | | | | | | | |
| 66634 | SALEM GOLDEN CITY | 09/27/2002 | Active | 33 | 0 | 0 | 0 | 0.00% | 33 | | 7 | | | | M,VP,SC | 0 | \$33.21 | |
| Exc Award (06/30/2020, 06/30/2021) | | | | | | | | | | | | | | | | | | |
| 37649 | SALEM GUGAI | 10/30/1979 | Active | 18 | 6 | 0 | 6 | 50.00% | 12 | | 5 | | | | P,M,VP,SC | 0 | | |
| Exc Award (06/30/2022, 06/30/2023) | | | | | | | | | | | | | | | | | | |
| 51692 | SALEM MAJESTIC | 05/28/1991 | Active | 47 | 5 | 3 | 2 | 4.44% | 48 | 8 | 0 | | | N | VP | 0 | \$706.80 | |
| Exc Award (06/30/2017, 06/30/2020, 06/30/2021) | | | | | | | | | | | | | | | | | | |
| 49405 | SALEM MANGO CITY | 04/06/1989 | Active | 18 | 2 | 0 | 2 | 12.50% | 17 | | 0 | | 2 | | T,M,VP,SC | 0 | | |
| 106817 | SALEM MELVIN JONES | 11/03/2009 | Active | 21 | 0 | 3 | -3 | -12.50% | 36 | 24 | 0 | | 2 | R | P,VP | 0 | | |
| Exc Award (06/30/2023) | | | | | | | | | | | | | | | | | | |
| 59913 | SALEM MELVIN METRO | 08/06/1997 | Active | 64 | 7 | 3 | 4 | 6.67% | 60 | 1 | 0 | | | | S,M,VP,SC | 1 | | |
| 35263 | SALEM METROPOLIS | 03/27/1978 | Active | 21 | 4 | 0 | 4 | 23.53% | 17 | | 5 | | 5 | N | T,M,VP,SC | 0 | \$999.31 | |
| Exc Award (06/30/2024) | | | | | | | | | | | | | | | | | | |
| 42899 | SALEM MID TOWN | 06/29/1983 | Active | 29 | 0 | 0 | 0 | 0.00% | 28 | | 7 | | 2 | | T,M,VP,SC | 1 | | |
| Exc Award (06/30/2023) | | | | | | | | | | | | | | | | | | |
| 68609 | SALEM MINERAL CITY | 04/15/2003 | Active | 18 | 0 | 9 | -9 | -33.33% | 27 | 11 | 0 | | | N | M | 0 | | |
| Exc Award (06/30/2023) | | | | | | | | | | | | | | | | | | |
| 29706 | SALEM NORTH | 07/15/1974 | Active | 17 | 0 | 3 | -3 | -15.00% | 18 | 24 | 0 | | 5 | R | P,T,VP,SC | 1 | | |
| 115586 | SALEM PAVALAM | 02/01/2012 | Cancelled(6*) | 0 | 0 | 4 | -4 | -100.00% | 13 | 5 | 5 | | None | | P,S,T,M,VP SC | 10 | 90+ Days | |
| Exc Award (06/30/2023) | | | | | | | | | | | | | | | | | | |
| 89251 | SALEM PLATINUM | 09/09/2005 | Active | 37 | 3 | 1 | 2 | 5.71% | 34 | 1 | 0 | | | N | VP | 0 | \$706.80 | |
| Exc Award (06/30/2022, 06/30/2024) | | | | | | | | | | | | | | | | | | |
| 109448 | SALEM ROYAAL POWER | 10/06/2010 | Active | 34 | 2 | 1 | 1 | 3.03% | 39 | 1 | 1 | | | N | M,VP | 0 | | |
| Exc Award (06/30/2022, 06/30/2024) | | | | | | | | | | | | | | | | | | |
| 62006 | SALEM STARS | 05/20/1999 | Active | 10 | 0 | 0 | 0 | 0.00% | 10 | | 0 | | 23 | | S,T,M,VP,SC | 0 | | |
| 135456 | Salem Super Kings | 07/27/2018 | Active(1) | 15 | 0 | 6 | -6 | -28.57% | 26 | 5 | 0 | | | | P,M,VP,SC | 0 | | |



Club Health Assessment for District 324 E through December 2024

| Club Number | Club Name | Charter Date | Status | Membership | | | | | | | Reports | | | | | Finance | LCIF |
|-------------|--|--------------|---|-----------------------------|-------------------|---------------------|----------------|---|----------------------------|--|----------------------------------|------------------------------------|------------------------|---|--|-----------------|-----------------------------------|
| | | | | Current Member Count | YTD Members Added | YTD Members Dropped | YTD Net Growth | YTD Net Growth% | Member Count 12 Months Ago | Avg. length of service for dropped members | Months Since Last MMR *** | Yrs. Since Last Officer Report | President Rotation | Vice President Reported **** | Months Since Last Activity Report *** | Account Balance | Donations for current Fiscal Year |
| | | | Number of times on status quo within last two years | If below 15 members appears | | | | If net loss is greater than 20% appears | | | If no report in 3 months appears | When more than one year appears in | Number of repeat terms | Notes the officers that do not have an active | If no report at 12 months appears in red | | |
| 115437 | SALEM THAINADU | 10/31/2011 | Active | 28 | 3 | 1 | 2 | 7.69% | 26 | 0 | 5 | | 2 | R | T,M,VP,SC | 0 | |
| | Exc Award (06/30/2023) | | | | | | | | | | | | | | | | |
| 62983 | SANKAGIRI FORT | 03/27/2000 | Active | 35 | 0 | 6 | -6 | -14.63% | 43 | 5 | 0 | | | N | M | 0 | |
| | Exc Award (06/30/2020, 06/30/2021, 06/30/2022) | | | | | | | | | | | | | | | | |
| 40398 | SANKARI | 09/03/1981 | Active | 24 | 0 | 0 | 0 | 0.00% | 26 | | 4 | | | N | VP | 0 | |
| | Exc Award (06/30/2020, 06/30/2021, 06/30/2022) | | | | | | | | | | | | | | | | |
| 38226 | SATHYAMANGALAM CITY | 03/05/1980 | Active | 64 | 9 | 4 | 5 | 8.47% | 56 | 3 | 0 | | | N | M,VP,SC | 0 | |
| | Exc Award (06/30/2017, 06/30/2023) | | | | | | | | | | | | | | | | |
| 123714 | Sendamangalam Town | 12/01/2014 | Active | 30 | 1 | 0 | 1 | 3.45% | 30 | | 5 | | | N | VP,SC | 0 | |
| 111157 | SINGARAPETTAI | 05/27/2011 | Active | 18 | 1 | 8 | -7 | -28.00% | 25 | 5 | 0 | | | N | T,M,VP,SC | 0 | |
| | Exc Award (06/30/2023) | | | | | | | | | | | | | | | | |
| 65010 | SOLASIRAMANI | 02/19/2002 | Active | 29 | 1 | 0 | 1 | 3.57% | 27 | | 2 | | | N | P,T,VP | 0 | |
| | Exc Award (06/30/2024) | | | | | | | | | | | | | | | | |
| 52036 | THALAIVASAL | 09/26/1991 | Active | 99 | 0 | 0 | 0 | 0.00% | 99 | | 3 | | | N | T,M | 1 | |
| 84009 | THARAMANGALAM | 08/15/2004 | Active | 29 | 1 | 0 | 1 | 3.57% | 30 | | 2 | | 2 | | P,T,M,VP,SC | 0 | |
| | Exc Award (06/30/2020, 06/30/2023) | | | | | | | | | | | | | | | | |
| 57767 | THOPPUR | 01/23/1996 | Active | 27 | 1 | 0 | 1 | 3.85% | 31 | | 2 | | | N | T,M,VP,SC | 0 | \$949.24 |
| | Exc Award (06/30/2023) | | | | | | | | | | | | | | | | |
| 50168 | TIRUCHENGODE | 02/02/1990 | Active | 136 | 2 | 3 | -1 | -0.73% | 128 | 4 | 0 | | | N | T,VP | 0 | \$100.63 |
| | Exc Award (06/30/2022, 06/30/2024) | | | | | | | | | | | | | | | | |
| 51398 | UTHANGARAI | 03/06/1991 | Active | 60 | 11 | 7 | 4 | 7.14% | 58 | 6 | 0 | | | N | VP,SC | 0 | |
| | Exc Award (06/30/2021, 06/30/2023) | | | | | | | | | | | | | | | | |
| 142735 | Uthangarai Friends | 09/15/2020 | Active | 26 | 2 | 1 | 1 | 4.00% | 25 | 0 | 4 | | | R | VP | 0 | |
| | Exc Award (06/30/2021, 06/30/2022, 06/30/2023) | | | | | | | | | | | | | | | | |
| 111156 | UTHANGARAI ROYAL | 05/27/2011 | Active(1) | 23 | 1 | 0 | 1 | 4.55% | 22 | | 3 | | | N | T | 0 | |
| | Exc Award (06/30/2023) | | | | | | | | | | | | | | | | |
| 52835 | VALAPADY | 04/01/1992 | Active | 146 | 41 | 1 | 40 | 37.74% | 109 | 19 | 2 | | | N | | 1 | \$1,706.82 |
| | Exc Award (06/30/2020, 06/30/2021, 06/30/2022) | | | | | | | | | | | | | | | | |
| 133675 | Valapady Annai | 02/16/2018 | Active | 34 | 5 | 0 | 5 | 17.24% | 36 | | 4 | | | N | VP | 0 | \$900.78 |



Club Health Assessment for District 324 E through December 2024

| | | | Status | Membership | | | | | | | Reports | | | | | Finance | | LCIF |
|---|-----------|--------------|---|-----------------------------|-------------------|---------------------|----------------|---|----------------------------|--|-------------------------------------|------------------------------------|------------------------|---|--|-----------------|-----------------------------------|------|
| Club Number | Club Name | Charter Date | | Current Member Count | YTD Members Added | YTD Members Dropped | YTD Net Growth | YTD Net Growth% | Member Count 12 Months Ago | Avg. length of service for dropped members | Months Since Last MMR *** | Yrs. Since Last Officer Report | President Rotation | Vice President Reported **** | Months Since Last Activity Report *** | Account Balance | Donations for current Fiscal Year | |
| | | | Number of times on status quo within last two years | If below 15 members appears | | | | If net loss is greater than 20% appears | | | If no report in 3 months appears in | When more than one year appears in | Number of repeat terms | Notes the officers that do not have an active | If no report at 12 months appears in red | | | |
| Exc Award (06/30/2020, 06/30/2021, 06/30/2022) | | | Active | 30 | 0 | 0 | 0 | 0.00% | 29 | | 3 | | | R | S,M,VP,SC | 0 | \$706.80 | |
| 107814 VELAGOUNDAMPATTY 03/18/2010 | | | | | | | | | | | | | | | | | | |
| Exc Award (06/30/2020, 06/30/2024) | | | | | | | | | | | | | | | | | | |
| 65004 VELLAKOVIL 02/19/2002 | | | Active | 37 | 0 | 0 | 0 | 0.00% | 38 | | 6 | | 2 | | S,T,M,VP,SC | 0 | | |
| Exc Award (06/30/2023) | | | Active | 100 | 4 | 2 | 2 | 2.04% | 98 | 4 | 0 | | | N | M,SC | 0 | \$119.80 | |
| 60956 VELUR 06/26/1998 | | | | | | | | | | | | | | | | | | |
| Exc Award (06/30/2023) | | | | | | | | | | | | | | | | | | |
| 135459 Yethapur Puthiragoundam Palayam Kings 07/27/2018 | | | Cancelled(8*) | 0 | 0 | 3 | -3 | -100.00% | 8 | 5 | 0 | 1 | None | | P,S,T,M,VP SC | 9 | 90+ Days | |
| Exc Award (06/30/2023) | | | | | | | | | | | | | | | | | | |

Clubs Cancelled Previous Fiscal Year – Clubs Cancelled within last 12 months may be reinstated

| Club Number | Club Name | Charter Date | Current Status* | Cancellation Date |
|-------------|--------------------------------|--------------|-----------------|-------------------|
| 153938 | Bhavani Anthiyur Komarapalayam | 04/28/2023 | Cancelled(8*) | 12/29/2023 |
| 119075 | GURUSAMIPALAYAM | 04/01/2013 | Cancelled(6*) | 08/29/2023 |
| 61078 | SALEM SILVER CITY | 08/10/1998 | Cancelled(6*) | 11/29/2023 |

| Current Total Clubs Count | YTD New Clubs Count | YTD Cancelled Clubs Count | YTD Net Club Gain | Current Total Members Count | YTD Add | YTD Drop | YTD Net Growth | YTD Net Growth % | Member Count 12 Months Ago | Average Member Count Per Club | % of Clubs with less than 20 members | % No MMR in 3 Months | % No Officer Report in 12 Months | % of Clubs with balance 90+ days | Number of Clubs in Status Quo | % Status Quo Clubs in Financial Suspension | Number of Cancelled Clubs | Average Cancelled Club Age | Members Lost Due to Cancellation | % of Clubs Cancelled for Non-Financial Reasons |
|---------------------------|---------------------|---------------------------|-------------------|-----------------------------|---------|----------|----------------|------------------|----------------------------|-------------------------------|--------------------------------------|----------------------|----------------------------------|----------------------------------|-------------------------------|--|---------------------------|----------------------------|----------------------------------|--|
| 184 | 16 | 5 | 11 | 7,995 | 966 | 410 | 556 | 7.47% | 7,570 | 43 | 14% | 38% | 1% | 7% | 0 | 0% | 5 | 13 | 74 | 0% |

* - P - Priority Club. Cancellation Reasons: 1-Objectives/conduct, 2-Non-active club, 5-Non-existing club, 6-Disbanding, 7-Merger, 8-Financial Suspension, 9-District/Multiple District Dues.

** - Abbreviation: P-President, S-Secretary, T-Treasurer, M-Member Chairperson, VP-First Vice President, MC-Communications Chairperson, SC-Service Chairperson

*** - Abbreviation: N/R - Never reported using the Lions Clubs website, N/A - Not applicable, No password registered for the Lions Clubs website.

**** - Abbreviation: N - New, IP - Immediate Past, R - Repeat.



Club Health Assessment for District 324 F through December 2024

| | | | Status | Membership | | | | | | | Reports | | | | | Finance | | LCIF |
|------------------------------------|--------------------------------------|--------------|---|-----------------------------|-------------------|---------------------|----------------|-----------------|---|--|---------------------------|-------------------------------------|------------------------------------|------------------------------|---|--|-----------------------------------|------|
| Club Number | Club Name | Charter Date | | Current Member Count | YTD Members Added | YTD Members Dropped | YTD Net Growth | YTD Net Growth% | Member Count 12 Months Ago | Avg. length of service for dropped members | Months Since Last MMR *** | Yrs. Since Last Officer Report | President Rotation | Vice President Reported **** | Months Since Last Activity Report *** | Account Balance | Donations for current Fiscal Year | |
| | | | Number of times on status quo within last two years | If below 15 members appears | | | | | If net loss is greater than 20% appears | | | If no report in 3 months appears in | When more than one year appears in | Number of repeat terms | Notes the officers that do not have an active | If no report at 12 months appears in red | | |
| Clubs less than two years old | | | | | | | | | | | | | | | | | | |
| 174662 | Adhirampattinam Honest | 07/22/2024 | Active | 23 | 23 | 0 | 23 | 100.00% | 0 | | 3 | | | N | 2 | 90+ Days | | |
| 177506 | Annavasal | 08/14/2024 | Active | 22 | 25 | 3 | 22 | 100.00% | 0 | 0 | 0 | | | N | M,VP,SC | | | 0 |
| 155080 | Ariyalur Kings | 08/03/2023 | Active(1) | 21 | 0 | 0 | 0 | 0.00% | 23 | | 3 | | | M,VP,SC | N/R | | | |
| 155086 | Ariyalur Mid Town | 07/17/2023 | Active | 34 | 6 | 1 | 5 | 17.24% | 30 | 1 | 2 | | | N | T,SC | | | 2 |
| Exc Award (06/30/2024) | | | | | | | | | | | | | | | | | | |
| 155082 | Bikshandarkoil Oscar | 07/18/2023 | Active | 72 | 19 | 0 | 19 | 35.85% | 53 | | 1 | | | N | | | | 3 |
| Exc Award (06/30/2024) | | | | | | | | | | | | | | | | | | |
| 175287 | Karaikal Universal Virtual | 08/01/2024 | Active | 16 | 21 | 5 | 16 | 100.00% | 0 | 0 | 0 | | | N | | | | 3 |
| 155089 | Karur Imayam | 07/17/2023 | Active | 54 | 9 | 7 | 2 | 3.85% | 63 | 1 | 0 | | 2 | R | VP | | | 0 |
| Exc Award (06/30/2024) | | | | | | | | | | | | | | | | | | |
| 155090 | Karur Paramathi | 07/17/2023 | Active | 35 | 4 | 0 | 4 | 12.90% | 32 | | 3 | | 2 | N | M,SC | 2 | | |
| Exc Award (06/30/2024) | | | | | | | | | | | | | | | | | | |
| 153736 | Keeranur Aram | 04/28/2023 | Active(1) | 21 | 0 | 0 | 0 | 0.00% | 20 | | 7 | | | N | M,SC | 5 | | |
| Exc Award (06/30/2024) | | | | | | | | | | | | | | | | | | |
| 175684 | Komal | 07/25/2024 | Active(1) | 20 | 21 | 1 | 20 | 100.00% | 0 | 0 | 0 | | | N | | 2 | | |
| 156000 | Kudanthai Kings | 09/12/2023 | Active | 20 | 1 | 5 | -4 | -16.67% | 26 | 1 | 0 | | 2 | | VP | 0 | | |
| Exc Award (06/30/2024) | | | | | | | | | | | | | | | | | | |
| 171436 | Kumbakonam Heritage | 05/15/2024 | Active | 42 | 17 | 0 | 17 | 68.00% | 0 | | 0 | | 2 | N | M | 3 | \$1,000.30 | |
| 172128 | Lions Club of Mayiladuthurai Emperor | 06/12/2024 | Active | 23 | 3 | 0 | 3 | 15.00% | 0 | | 5 | | 2 | N | VP | 3 | \$17.97 | |
| 178441 | Mannargudi Sigaram | 10/07/2024 | Newly Chartered | 24 | 24 | 0 | 24 | 100.00% | 0 | | 2 | | | N | T,M,SC | 0 | | |
| 172215 | Mayiladuthurai Elite | 06/17/2024 | Active | 49 | 0 | 1 | -1 | -2.00% | 0 | 10 | 0 | | 2 | N | | 3 | 90+ Days | |
| 154375 | Musiri Town | 06/07/2023 | Active | 42 | 0 | 4 | -4 | -8.70% | 45 | 1 | 3 | | | | T,M,VP,SC | 5 | \$17.97 | |
| 172051 | Papanasam Atchaiyam | 06/06/2024 | Active | 28 | 6 | 2 | 4 | 16.67% | 0 | 7 | 0 | | 2 | | M,VP,SC | 4 | | |
| 153499 | Papanasam Kings | 01/27/2023 | Active | 42 | 3 | 0 | 3 | 7.69% | 38 | | 4 | | | | M,VP,SC | 0 | | |
| Exc Award (06/30/2023, 06/30/2024) | | | | | | | | | | | | | | | | | | |



Club Health Assessment for District 324 F through December 2024

| Club Number | Club Name | Charter Date | Status | Membership | | | | | | | Reports | | | | | Finance | LCIF |
|-------------|---------------------------|--------------|---|-----------------------------|-------------------|---------------------|----------------|---|----------------------------|--|-------------------------------------|------------------------------------|------------------------|---|--|-----------------|-----------------------------------|
| | | | | Current Member Count | YTD Members Added | YTD Members Dropped | YTD Net Growth | YTD Net Growth% | Member Count 12 Months Ago | Avg. length of service for dropped members | Months Since Last MMR *** | Yrs. Since Last Officer Report | President Rotation | Vice President Reported **** | Months Since Last Activity Report *** | Account Balance | Donations for current Fiscal Year |
| | | | Number of times on status quo within last two years | If below 15 members appears | | | | If net loss is greater than 20% appears | | | If no report in 3 months appears in | When more than one year appears in | Number of repeat terms | Notes the officers that do not have an active | If no report at 12 months appears in red | | |
| 175650 | Papanasam Velu Nachiyar | 07/25/2024 | Active | 25 | 26 | 1 | 25 | 100.00% | 0 | 0 | 0 | | | N | SC | 0 | \$53.91 |
| 155088 | Perambalur Imayam | 09/01/2023 | Cancelled(8*) | 0 | 0 | 20 | -20 | -100.00% | 20 | 1 | 0 | 1 | None | | P,S,T,M,VP SC | N/A | 90+ Days |
| 156131 | Perambalur Kings | 09/28/2023 | Cancelled(8*) | 0 | 0 | 36 | -36 | -100.00% | 46 | 2 | 6 | | None | | P,S,T,M,VP SC | 11 | 90+ Days |
| 155085 | Perambalur Supreme Star | 07/17/2023 | Active | 21 | 0 | 0 | 0 | 0.00% | 21 | | 7 | | 2 | N | S,M,VP,SC | N/A | |
| 175939 | Peravurani Star | 07/26/2024 | Active | 23 | 23 | 0 | 23 | 100.00% | 0 | | 0 | | | | T,M,VP,SC | 0 | |
| 155104 | Poompuhar Chozha Desam | 08/21/2023 | Cancelled(8*) | 0 | 2 | 16 | -14 | -100.00% | 21 | 1 | 0 | | None | | P,S,T,M,VP SC | 4 | 90+ Days |
| 153929 | Pudukkottai Anandham | 03/20/2023 | Active(2) | 22 | 0 | 0 | 0 | 0.00% | 22 | | 6 | | 3 | | M,VP,SC | N/R | |
| 154799 | Pudukkottai Aram | 06/20/2023 | Active | 25 | 8 | 4 | 4 | 19.05% | 21 | 1 | 1 | | | N | P,VP,SC | 2 | \$1,000.30 |
| | Exc Award (06/30/2024) | | | | | | | | | | | | | | | | |
| 153988 | Pudukkottai Kings | 04/19/2023 | Active | 17 | 3 | 6 | -3 | -15.00% | 21 | 1 | 2 | | | N | SC | N/R | |
| 155087 | Thanjavur Aadhavan | 07/31/2023 | Active | 33 | 10 | 9 | 1 | 3.13% | 36 | 2 | 0 | | | R | P,M,VP | 0 | |
| | Exc Award (06/30/2024) | | | | | | | | | | | | | | | | |
| 154681 | Thanjavur Aura | 06/19/2023 | Cancelled(8*) | 0 | 0 | 21 | -21 | -100.00% | 20 | 1 | 0 | | None | | P,S,T,M,VP SC | 2 | 90+ Days |
| | Exc Award (06/30/2024) | | | | | | | | | | | | | | | | |
| 156468 | Thanjavur Maharani | 10/27/2023 | Active(1) | 29 | 1 | 0 | 1 | 3.57% | 22 | | 4 | | | | M,VP,SC | 5 | |
| 175074 | Thanjavur Pragadheeswarar | 07/24/2024 | Active | 41 | 41 | 0 | 41 | 100.00% | 0 | | 0 | | | N | | N/R | |
| 154820 | Thanjavur Sigaram | 06/19/2023 | Active(1) | 23 | 1 | 0 | 1 | 4.55% | 22 | | 4 | | | N | T,M,VP,SC | 4 | |
| | Exc Award (06/30/2024) | | | | | | | | | | | | | | | | |
| 154682 | Thanjavur Supreme | 06/19/2023 | Active(1) | 17 | 2 | 7 | -5 | -22.73% | 21 | 3 | 5 | | | | S,T,M,VP,SC | 0 | |
| | Exc Award (06/30/2024) | | | | | | | | | | | | | | | | |
| 176734 | Thirumarugal Puthagaram | 07/30/2024 | Active | 24 | 24 | 0 | 24 | 100.00% | 0 | | 1 | | | | M,VP,SC | 0 | |
| 153260 | Thuraiyur Princess | 01/20/2023 | Active | 17 | 0 | 1 | -1 | -5.56% | 18 | 2 | 0 | | | N | M,SC | 2 | \$35.94 |
| | Exc Award (06/30/2023) | | | | | | | | | | | | | | | | |
| 156315 | Tiruchirappalli Galaxy | 09/30/2023 | Active(1) | 21 | 0 | 4 | -4 | -16.00% | 25 | 1 | 0 | | 2 | N | T,M | 0 | |
| | Exc Award (06/30/2024) | | | | | | | | | | | | | | | | |
| 177411 | Tiruchirappalli K K Nagar | 08/16/2024 | Active | 21 | 21 | 0 | 21 | 100.00% | 0 | | 2 | | | | M,VP,SC | 3 | |
| 155083 | Tiruchirappalli Royal | 07/17/2023 | Active | 35 | 10 | 10 | 0 | 0.00% | 35 | 1 | 0 | | | N | | 0 | |



Club Health Assessment for District 324 F through December 2024

| | | | Status | Membership | | | | | | | Reports | | | | | Finance | | LCIF |
|--|----------------------------|--------------|---|-----------------------------|-------------------|---------------------|----------------|-----------------|---|--|-------------------------------------|------------------------------------|------------------------|---|--|-----------------|-----------------------------------|------|
| Club Number | Club Name | Charter Date | | Current Member Count | YTD Members Added | YTD Members Dropped | YTD Net Growth | YTD Net Growth% | Member Count 12 Months Ago | Avg. length of service for dropped members | Months Since Last MMR *** | Yrs. Since Last Officer Report | President Rotation | Vice President Reported **** | Months Since Last Activity Report *** | Account Balance | Donations for current Fiscal Year | |
| | | | Number of times on status quo within last two years | If below 15 members appears | | | | | If net loss is greater than 20% appears | | If no report in 3 months appears in | When more than one year appears in | Number of repeat terms | Notes the officers that do not have an active | If no report at 12 months appears in red | | | |
| Exc Award (06/30/2024) | | | | | | | | | | | | | | | | | | |
| 157310 | Tiruvurur Vision | 02/16/2024 | Active | 30 | 0 | 2 | -2 | -6.25% | 0 | 1 | 2 | | | T,M,VP,SC | 0 | | \$1,000.30 | |
| 178425 | Vairichettipalayam Phoenix | 11/20/2024 | Newly Chartered | 21 | 21 | 0 | 21 | 100.00% | 0 | | 1 | | | T,M,VP,SC | N/A | | | |
| Clubs more than two years old | | | | | | | | | | | | | | | | | | |
| 142023 | Aandimadam Vilandhai | 07/06/2020 | Active(2) | 17 | 0 | 0 | 0 | 0.00% | 17 | | 8 | | | P,T,M,VP,SC | 4 | | | |
| Exc Award (06/30/2023) | | | | | | | | | | | | | | | | | | |
| 60572 | ADIRAMPATTINAM | 03/25/1998 | Active(1) | 44 | 0 | 1 | -1 | -2.22% | 59 | 3 | 3 | | | N | SC | 1 | | |
| Exc Award (06/30/2022) | | | | | | | | | | | | | | | | | | |
| 120623 | Aduthurai | 10/31/2013 | Active | 29 | 0 | 0 | 0 | 0.00% | 30 | | 5 | | | N | S,M,VP,SC | 2 | | |
| Exc Award (06/30/2019, 06/30/2023, 06/30/2024) | | | | | | | | | | | | | | | | | | |
| 151742 | Alangudi Anantham | 08/01/2022 | Active | 23 | 7 | 5 | 2 | 9.52% | 21 | 2 | 4 | | | M,VP,SC | 0 | | | |
| Exc Award (06/30/2023, 06/30/2024) | | | | | | | | | | | | | | | | | | |
| 129993 | Alangudi Centennial | 02/15/2017 | Active | 31 | 1 | 1 | 0 | 0.00% | 34 | 6 | 0 | | | S,M,VP,SC | 0 | | | |
| Exc Award (06/30/2021) | | | | | | | | | | | | | | | | | | |
| 64924 | AMMAPET | 01/09/2002 | Active | 37 | 0 | 0 | 0 | 0.00% | 40 | | 7 | | | N | P,T,SC | 2 | \$952.38 | |
| Exc Award (06/30/2017, 06/30/2018, 06/30/2020) | | | | | | | | | | | | | | | | | | |
| 147390 | Andimadam | 07/04/2021 | Active | 95 | 5 | 0 | 5 | 5.56% | 91 | | 5 | | | N | S,VP | 2 | \$2,557.64 | |
| Exc Award (06/30/2023, 06/30/2024) | | | | | | | | | | | | | | | | | | |
| 122923 | Andimadam Impress | 08/12/2014 | Active(1) | 61 | 0 | 0 | 0 | 0.00% | 78 | | 4 | | | N | M,SC | 5 | | |
| Exc Award (06/30/2017, 06/30/2019, 06/30/2020) | | | | | | | | | | | | | | | | | | |
| 137243 | Andimadam Super Shine | 01/16/2019 | Active(1) | 18 | 0 | 7 | -7 | -28.00% | 32 | 1 | 2 | | | M,VP,SC | 4 | | \$712.79 | |
| Exc Award (06/30/2022) | | | | | | | | | | | | | | | | | | |
| 65093 | ARAVAKURUCHI | 03/22/2002 | Active | 28 | 0 | 0 | 0 | 0.00% | 30 | | 8 | | | S,M,VP,SC | 2 | | | |
| Exc Award (06/30/2017, 06/30/2023) | | | | | | | | | | | | | | | | | | |
| 152065 | Arimalam | 08/01/2022 | Active | 40 | 10 | 3 | 7 | 21.21% | 33 | 2 | 4 | | | M,VP,SC | 0 | 90+ Days | | |
| Exc Award (06/30/2023) | | | | | | | | | | | | | | | | | | |
| 61584 | ARIYALUR | 03/02/1999 | Active | 28 | 0 | 0 | 0 | 0.00% | 28 | | 2 | | | P,M,VP,SC | 2 | | | |
| 100499 | ARIYALUR CEMENT CITY | 11/02/2007 | Active(2) | 40 | 0 | 10 | -10 | -20.00% | 50 | 7 | 1 | | | N | M,VP | 4 | | |



Club Health Assessment for District 324 F through December 2024

| | | | Status | Membership | | | | | | | Reports | | | | | Finance | | LCIF |
|--|------------------------------|--------------|---|-----------------------------|-------------------|---------------------|----------------|---|----------------------------|--|-------------------------------------|------------------------------------|------------------------|---|--|-----------------|-----------------------------------|------|
| Club Number | Club Name | Charter Date | | Current Member Count | YTD Members Added | YTD Members Dropped | YTD Net Growth | YTD Net Growth% | Member Count 12 Months Ago | Avg. length of service for dropped members | Months Since Last MMR *** | Yrs. Since Last Officer Report | President Rotation | Vice President Reported **** | Months Since Last Activity Report *** | Account Balance | Donations for current Fiscal Year | |
| | | | Number of times on status quo within last two years | If below 15 members appears | | | | If net loss is greater than 20% appears | | | If no report in 3 months appears in | When more than one year appears in | Number of repeat terms | Notes the officers that do not have an active | If no report at 12 months appears in red | | | |
| 142217 | Ariyalur Chozha | 07/20/2020 | Active(1) | 31 | 8 | 5 | 3 | 10.71% | 41 | 3 | 0 | | | N | 4 | | \$952.38 | |
| Exc Award (06/30/2021) | | | | | | | | | | | | | | | | | | |
| 138870 | Ariyalur Inspire | 08/23/2019 | Active(1) | 25 | 0 | 0 | 0 | 0.00% | 28 | | 6 | | | R | P,S,T,M,VP SC | 5 | | |
| Exc Award (06/30/2020, 06/30/2023) | | | | | | | | | | | | | | | | | | |
| 151744 | Ariyalur Number One | 08/24/2022 | Active | 18 | 1 | 7 | -6 | -25.00% | 30 | 2 | 0 | | | N | 0 | | | |
| Exc Award (06/30/2023) | | | | | | | | | | | | | | | | | | |
| 131188 | Ariyalur Royal Centennial | 06/15/2017 | Active(1) | 36 | 0 | 0 | 0 | 0.00% | 36 | | 2 | | | | T,M,VP,SC | 3 | \$904.46 | |
| 63942 | AYAKKARANPULAM | 01/24/2001 | Active(1) | 84 | 1 | 3 | -2 | -2.33% | 87 | 9 | 0 | | | N | M,VP,SC | 2 | | |
| Exc Award (06/30/2023, 06/30/2024) | | | | | | | | | | | | | | | | | | |
| 65235 | AYYAMPETTAI TOWN | 04/24/2002 | Active | 35 | 0 | 2 | -2 | -5.41% | 43 | 3 | 0 | | | N | M,VP | 0 | | |
| Exc Award (06/30/2021) | | | | | | | | | | | | | | | | | | |
| 100501 | BUDALUR | 11/06/2007 | Active | 32 | 0 | 11 | -11 | -25.58% | 43 | 3 | 0 | | | R | S,T,M,SC | 3 | \$17.97 | |
| Exc Award (06/30/2021, 06/30/2023, 06/30/2024) | | | | | | | | | | | | | | | | | | |
| 132272 | Chettikulam | 07/19/2017 | Active(1) | 26 | 0 | 10 | -10 | -27.78% | 36 | 4 | 3 | | | | T,M,VP,SC | 4 | | |
| 65000 | CHINNADHARAPURAM | 02/13/2002 | Active | 29 | 0 | 0 | 0 | 0.00% | 29 | | 6 | | | | P,S,T,M,VP SC | 24+ | | |
| Exc Award (06/30/2023) | | | | | | | | | | | | | | | | | | |
| 136027 | Dalmiapuram Shine | 08/01/2018 | Active(1) | 22 | 2 | 0 | 2 | 10.00% | 20 | | 4 | | | | S,M,VP,SC | 4 | | |
| Exc Award (06/30/2023, 06/30/2024) | | | | | | | | | | | | | | | | | | |
| 108159 | DARASURAM | 04/21/2010 | Cancelled(8*) | 0 | 0 | 20 | -20 | -100.00% | 24 | 7 | 0 | | None | | P,S,T,M,VP SC | 1 | 90+ Days | |
| Exc Award (06/30/2023) | | | | | | | | | | | | | | | | | | |
| 133009 | Elaiyur Variyankavai Pride | 10/30/2017 | Cancelled(8*) | 0 | 0 | 33 | -33 | -100.00% | 26 | 4 | 0 | | None | | P,S,T,M,VP SC | 5 | 90+ Days | |
| 123402 | Eravanchery Kings | 10/17/2014 | Active | 51 | 5 | 0 | 5 | 10.87% | 54 | | 4 | | | | S,T,M,VP,SC | 3 | | |
| Exc Award (06/30/2017, 06/30/2019, 06/30/2024) | | | | | | | | | | | | | | | | | | |
| 151031 | Jayankondam | 06/07/2022 | Active | 37 | 5 | 1 | 4 | 12.12% | 32 | 0 | 0 | | | N | VP,SC | 0 | | |
| Exc Award (06/30/2023, 06/30/2024) | | | | | | | | | | | | | | | | | | |
| 60741 | JAYANKONDAM CHOZHAN CITY | 05/05/1998 | Active | 96 | 0 | 19 | -19 | -16.52% | 113 | 7 | 0 | | | | M,VP,SC | 4 | \$17.97 | |
| Exc Award (06/30/2016, 06/30/2019, 06/30/2024) | | | | | | | | | | | | | | | | | | |
| 128464 | Jayankondam Royal Centennial | 08/24/2016 | Active(1) | 39 | 0 | 9 | -9 | -18.75% | 49 | 3 | 3 | | | N | S,SC | 3 | | |



Club Health Assessment for District 324 F through December 2024

| | | | Status | Membership | | | | | | | Reports | | | | | Finance | | LCIF |
|--|-----------------------------|--------------|---|-----------------------------|-------------------|---------------------|----------------|-----------------|---|------------------------------------|---------------------------|-------------------------------------|------------------------------------|------------------------------|---|--|-----------------------------------|------------|
| Club Number | Club Name | Charter Date | | Current Member Count | YTD Members Added | YTD Members Dropped | YTD Net Growth | YTD Net Growth% | Member Count 12 Months Ago | Avg. length of service for members | Months Since Last MMR *** | Yrs. Since Last Officer Report | President Rotation | Vice President Reported **** | Months Since Last Activity Report *** | Account Balance | Donations for current Fiscal Year | |
| | | | Number of times on status quo within last two years | If below 15 members appears | | | | | If net loss is greater than 20% appears | | | If no report in 3 months appears in | When more than one year appears in | Number of repeat terms | Notes the officers that do not have an active | If no report at 12 months appears in red | | |
| Exc Award (06/30/2017) | | | | | | | | | | | | | | | | | | |
| 146794 | Jayankondam Sineham Kings | 06/19/2021 | Active(1) | 61 | 0 | 0 | 0 | 0.00% | 68 | | 5 | | | N | P,S,T,M,VP SC | 4 | | \$952.38 |
| Exc Award (06/30/2022, 06/30/2023) | | | | | | | | | | | | | | | | | | |
| 116030 | KABISTHALAM | 02/07/2012 | Active | 28 | 3 | 0 | 3 | 12.00% | 33 | | 5 | | | R | S,T,VP | 0 | | \$17.97 |
| Exc Award (06/30/2016, 06/30/2017, 06/30/2020) | | | | | | | | | | | | | | | | | | |
| 98671 | KALLAKKUDI | 02/27/2007 | Cancelled(8*) | 0 | 0 | 21 | -21 | -100.00% | 26 | 8 | 5 | | None | | P,S,T,M,VP SC | 10 | 90+ Days | |
| Exc Award (06/30/2024) | | | | | | | | | | | | | | | | | | |
| 32400 | KARAIKAL | 06/11/1976 | Active(1) | 23 | 0 | 0 | 0 | 0.00% | 24 | | 6 | | | R | M,VP | 0 | | |
| Exc Award (06/30/2023) | | | | | | | | | | | | | | | | | | |
| 147509 | Karaiikal Ammaiayar | 07/16/2021 | Active | 17 | 0 | 6 | -6 | -26.09% | 24 | 3 | 0 | | | N | M,VP,SC | 1 | | |
| 98125 | KARAIKAL FRENCH TOWN | 12/07/2006 | Active(1) | 32 | 0 | 0 | 0 | 0.00% | 30 | | 4 | | | | M,VP,SC | 1 | | |
| Exc Award (06/30/2017, 06/30/2023, 06/30/2020) | | | | | | | | | | | | | | | | | | |
| 123140 | Karaiikal Impress | 09/18/2014 | Active | 22 | 0 | 0 | 0 | 0.00% | 27 | | 3 | | | N | M | 5 | | |
| Exc Award (06/30/2023) | | | | | | | | | | | | | | | | | | |
| 118240 | KARAIKAL KINGS | 11/02/2012 | Active | 19 | 0 | 1 | -1 | -5.00% | 20 | 4 | 0 | | | | M,VP,SC | 1 | | |
| Exc Award (06/30/2017, 06/30/2021, 06/30/2020) | | | | | | | | | | | | | | | | | | |
| 103897 | KARAIKAL PORT CITY | 11/03/2008 | Active | 16 | 0 | 0 | 0 | 0.00% | 17 | | 2 | | | N | P,T,M,VP,SC | 3 | | |
| 136405 | Karaiikal Shine | 12/21/2018 | Active(1) | 10 | 0 | 2 | -2 | -16.67% | 12 | 8 | 0 | | | | P,T,VP,SC | 11 | | |
| Exc Award (06/30/2023) | | | | | | | | | | | | | | | | | | |
| 63526 | KARUR HANDLOOM TEXTILE CITY | 08/21/2000 | Active | 37 | 0 | 1 | -1 | -2.63% | 44 | 3 | 1 | | | | T,M,VP,SC | 4 | | |
| Exc Award (06/30/2017) | | | | | | | | | | | | | | | | | | |
| 26422 | KARUR HOST | 01/27/1960 | Active | 189 | 9 | 0 | 9 | 5.00% | 196 | | 0 | | | N | M | 0 | | \$2,054.51 |
| Exc Award (06/30/2017, 06/30/2021, 06/30/2020) | | | | | | | | | | | | | | | | | | |
| 78145 | KARUR MAJESTIC | 01/28/2004 | Active | 29 | 0 | 0 | 0 | 0.00% | 29 | | 1 | | | N | M | 2 | | \$1,000.30 |
| Exc Award (06/30/2021, 06/30/2023, 06/30/2020) | | | | | | | | | | | | | | | | | | |
| 121558 | Karur Platinum | 03/13/2014 | Active | 27 | 7 | 3 | 4 | 17.39% | 24 | 5 | 0 | | | N | S,VP,SC | 4 | 90+ Days | \$1,000.30 |
| 131839 | Karur Sakthi | 07/03/2017 | Active | 35 | 4 | 1 | 3 | 9.38% | 41 | 0 | 3 | | | N | T,M,SC | 0 | | \$1,000.30 |
| Exc Award (06/30/2020, 06/30/2021, 06/30/2020) | | | | | | | | | | | | | | | | | | |




Club Health Assessment for District 324 F through December 2024

| Club Number | Club Name | Charter Date | Status | Membership | | | | | | | Reports | | | | | Finance | LCIF |
|-------------|--|--------------|---|-----------------------------|-------------------|---------------------|----------------|---|----------------------------|--|-------------------------------------|------------------------------------|------------------------|---|---------------------------------------|-----------------|-----------------------------------|
| | | | | Current Member Count | YTD Members Added | YTD Members Dropped | YTD Net Growth | YTD Net Growth% | Member Count 12 Months Ago | Avg. length of service for dropped members | Months Since Last MMR *** | Yrs. Since Last Officer Report | President Rotation | Vice President Reported **** | Months Since Last Activity Report *** | Account Balance | Donations for current Fiscal Year |
| | | | Number of times on status quo within last two years | If below 15 members appears | | | | If net loss is greater than 20% appears | | | If no report in 3 months appears in | When more than one year appears in | Number of repeat terms | Notes the officers that do not have an active | If no report at 12 months red | | |
| 131895 | Karur Victory Birds | 07/03/2017 | Active | 21 | 8 | 2 | 6 | 40.00% | 16 | 3 | 3 | | | S,T,M,VP,SC | 3 | | |
| | Exc Award (06/30/2021) | | | | | | | | | | | | | | | | |
| 67168 | KEERANUR | 01/21/2003 | Active | 56 | 2 | 6 | -4 | -6.67% | 62 | 7 | 0 | | N | M | 5 | | \$610.96 |
| | Exc Award (06/30/2018, 06/30/2020, 06/30/2023) | | | | | | | | | | | | | | | | |
| 77435 | KILVELUR | 09/24/2003 | Active | 23 | 0 | 3 | -3 | -11.54% | 25 | 10 | 0 | | N | T,M,VP,SC | 1 | | |
| | Exc Award (06/30/2017, 06/30/2023, 06/30/2024) | | | | | | | | | | | | | | | | |
| 139658 | Kollidam Inspire | 10/15/2019 | Active | 23 | 0 | 4 | -4 | -14.81% | 29 | 5 | 0 | | | T,M,VP,SC | 1 | | |
| | Exc Award (06/30/2020, 06/30/2021, 06/30/2024) | | | | | | | | | | | | | | | | |
| 123300 | Koppampatty Impress | 10/08/2014 | Active | 59 | 21 | 1 | 20 | 51.28% | 42 | 0 | 0 | | | T,M,VP,SC | 4 | | |
| | Exc Award (06/30/2019, 06/30/2021) | | | | | | | | | | | | | | | | |
| 144051 | Koppampatty Sineham | 12/30/2020 | Active(1) | 39 | 2 | 2 | 0 | 0.00% | 39 | 2 | 5 | | N | SC | 5 | | \$101.83 |
| | Exc Award (06/30/2023) | | | | | | | | | | | | | | | | |
| 135816 | Koppanapatty Shine | 07/26/2018 | Active | 52 | 5 | 1 | 4 | 8.33% | 48 | 6 | 0 | | N | SC | 0 | | |
| | Exc Award (06/30/2022, 06/30/2023, 06/30/2024) | | | | | | | | | | | | | | | | |
| 109251 | KOTTUCHERRY EDUCATIONAL CITY | 09/17/2010 | Active(1) | 24 | 13 | 0 | 13 | 118.18% | 21 | | 3 | | | S,T,M,VP,SC | 5 | | |
| | Exc Award (06/30/2017, 06/30/2023) | | | | | | | | | | | | | | | | |
| 142662 | Kottucherry Royal | 09/08/2020 | Active | 23 | 8 | 11 | -3 | -11.54% | 26 | 3 | 3 | | | M,VP | 0 | | |
| | Exc Award (06/30/2023, 06/30/2024) | | | | | | | | | | | | | | | | |
| 115108 | KOTTUR | 09/16/2011 | Active(2) | 25 | 0 | 4 | -4 | -13.79% | 25 | 4 | 0 | | N | | 2 | | |
| | Exc Award (06/30/2017, 06/30/2020, 06/30/2024) | | | | | | | | | | | | | | | | |
| 121571 | Kudanthai A G E | 03/14/2014 | Active | 46 | 1 | 0 | 1 | 2.22% | 52 | | 2 | | N | P,S,T,M,VP SC | 5 | | |
| | Exc Award (06/30/2020, 06/30/2021, 06/30/2024) | | | | | | | | | | | | | | | | |
| 65220 | KUDANTHAI CAUVERY | 04/15/2002 | Active | 61 | 3 | 7 | -4 | -6.15% | 69 | 7 | 0 | | N | T,VP | 3 | | |
| | Exc Award (06/30/2020, 06/30/2021, 06/30/2024) | | | | | | | | | | | | | | | | |
| 58899 | KUDANTHAI CITY | 12/02/1996 | Active | 72 | 5 | 4 | 1 | 1.41% | 72 | 7 | 0 | | N | VP | 0 | | \$1,000.30 |
| | Exc Award (06/30/2016, 06/30/2019, 06/30/2024) | | | | | | | | | | | | | | | | |
| 118512 | KUDANTHAI GREEN TOWN | 12/26/2012 | Active | 29 | 2 | 0 | 2 | 7.41% | 29 | | 2 | | N | | 2 | | |
| | Exc Award (06/30/2023, 06/30/2024) | | | | | | | | | | | | | | | | |
| 149279 | Kudanthai Kundhavai Nachiyar | 12/27/2021 | Active | 13 | 0 | 0 | 0 | 0.00% | 33 | | 6 | | | S,T,M,VP,SC | 11 | 90+ Days | |



Club Health Assessment for District 324 F through December 2024

|  | | | Status | Membership | | | | | | | Reports | | | | | Finance | LCIF | |
|--|--------------------------------|--------------|---|-----------------------------|-------------------|---------------------|----------------|-----------------|---|--|---------------------------|-------------------------------------|------------------------------------|------------------------------|---|--|-----------------------------------|------------|
| Club Number | Club Name | Charter Date | | Current Member Count | YTD Members Added | YTD Members Dropped | YTD Net Growth | YTD Net Growth% | Member Count 12 Months Ago | Avg. length of service for dropped members | Months Since Last MMR *** | Yrs. Since Last Officer Report | President Rotation | Vice President Reported **** | Months Since Last Activity Report *** | Account Balance | Donations for current Fiscal Year | |
| | | | Number of times on status quo within last two years | If below 15 members appears | | | | | If net loss is greater than 20% appears | | | If no report in 3 months appears in | When more than one year appears in | Number of repeat terms | Notes the officers that do not have an active | If no report at 12 months appears in red | | |
| Exc Award (06/30/2022) | | | | | | | | | | | | | | | | | | |
| 132922 | Kudanthai Maha Sakthi | 10/24/2017 | Active | 149 | 8 | 13 | -5 | -3.25% | 155 | 2 | 0 | | | N | | 0 | | \$1,018.27 |
| Exc Award (06/30/2019, 06/30/2021, 06/30/2022) | | | | | | | | | | | | | | | | | | |
| 145170 | Kudanthai Marudham | 03/10/2021 | Active | 36 | 0 | 1 | -1 | -2.70% | 40 | 3 | 4 | | | N | VP,SC | 5 | | |
| 133428 | Kudanthai Thirukkural | 01/04/2018 | Active | 18 | 2 | 6 | -4 | -18.18% | 26 | 6 | 2 | | | | T,M,VP,SC | 1 | | |
| 143243 | Kudanthai Youth Stars | 10/15/2020 | Active | 22 | 4 | 2 | 2 | 10.00% | 31 | 2 | 1 | | | N | | 2 | | |
| Exc Award (06/30/2022) | | | | | | | | | | | | | | | | | | |
| 42620 | KULITHALAI | 04/26/1983 | Active | 49 | 2 | 7 | -5 | -9.26% | 54 | 4 | 0 | | | N | SC | 5 | | |
| Exc Award (06/30/2019, 06/30/2023, 06/30/2024) | | | | | | | | | | | | | | | | | | |
| 128465 | Kulithalai Centennial | 08/24/2016 | Active(1) | 24 | 4 | 1 | 3 | 14.29% | 33 | 0 | 0 | | | | T,M,VP,SC | 3 | | \$35.94 |
| Exc Award (06/30/2021, 06/30/2023) | | | | | | | | | | | | | | | | | | |
| 26424 | KUMBAKONAM HOST | 11/05/1967 | Active | 149 | 10 | 4 | 6 | 4.20% | 154 | 16 | 0 | | | N | M,SC | 5 | | \$904.46 |
| Exc Award (06/30/2017, 06/30/2020, 06/30/2022) | | | | | | | | | | | | | | | | | | |
| 82492 | KUMBAKONAM KUDANTHAI MAHAMAHAM | 06/02/2004 | Active | 51 | 8 | 1 | 7 | 15.91% | 49 | 0 | 0 | | | R | VP,SC | 2 | | \$1,000.30 |
| Exc Award (06/30/2016, 06/30/2017, 06/30/2022) | | | | | | | | | | | | | | | | | | |
| 101618 | KUMBAKONAM TEMPLE CITY | 03/27/2008 | Active | 41 | 6 | 0 | 6 | 17.14% | 35 | | 4 | | | R | T,M,SC | 1 | | \$754.71 |
| Exc Award (06/30/2023, 06/30/2024) | | | | | | | | | | | | | | | | | | |
| 144291 | Kumbakonam Vallalar | 12/31/2020 | Active | 33 | 0 | 2 | -2 | -5.71% | 43 | 3 | 0 | | | | M,VP,SC | 0 | | |
| Exc Award (06/30/2021) | | | | | | | | | | | | | | | | | | |
| 44678 | KUTTALAM | 02/13/1985 | Active | 54 | 0 | 3 | -3 | -5.26% | 53 | 13 | 0 | | | N | T,VP,SC | 0 | | |
| Exc Award (06/30/2021, 06/30/2022, 06/30/2023) | | | | | | | | | | | | | | | | | | |
| 35259 | LALGUDI | 03/06/1978 | Active | 58 | 0 | 9 | -9 | -13.43% | 71 | 6 | 0 | | | R | VP | 0 | | |
| Exc Award (06/30/2018, 06/30/2021, 06/30/2022) | | | | | | | | | | | | | | | | | | |
| 60341 | MADUKKUR | 02/03/1998 | Active(1) | 38 | 2 | 1 | 1 | 2.70% | 44 | 1 | 3 | | | N | SC | 0 | | |
| Exc Award (06/30/2017, 06/30/2018, 06/30/2022) | | | | | | | | | | | | | | | | | | |
| 65074 | MANACHANALLUR | 03/12/2002 | Active | 46 | 4 | 4 | 0 | 0.00% | 49 | 2 | 1 | | | N | T,M | 1 | | |
| Exc Award (06/30/2017, 06/30/2020, 06/30/2022) | | | | | | | | | | | | | | | | | | |
| 99346 | MANAPPARAI | 05/08/2007 | Active(1) | 91 | 35 | 1 | 34 | 59.65% | 53 | 6 | 0 | | | R | T,M,VP,SC | 5 | | |
| Exc Award (06/30/2016, 06/30/2020, 06/30/2022) | | | | | | | | | | | | | | | | | | |



Club Health Assessment for District 324 F through December 2024

| | | | Status | Membership | | | | | | | Reports | | | | | Finance | | LCIF |
|-------------|--|--------------|---|-----------------------------|-------------------|---------------------|----------------|---|----------------------------|--|-------------------------------------|------------------------------------|------------------------|------------------------------|---|--|-----------------------------------|------------|
| Club Number | Club Name | Charter Date | | Current Member Count | YTD Members Added | YTD Members Dropped | YTD Net Growth | YTD Net Growth% | Member Count 12 Months Ago | Avg. length of service for dropped members | Months Since Last MMR *** | Yrs. Since Last Officer Report | President Rotation | Vice President Reported **** | Months Since Last Activity Report *** | Account Balance | Donations for current Fiscal Year | |
| | | | Number of times on status quo within last two years | If below 15 members appears | | | | If net loss is greater than 20% appears | | | If no report in 3 months appears in | When more than one year appears in | Number of repeat terms | | Notes the officers that do not have an active | If no report at 12 months appears in red | | |
| 131815 | Manapparai Vasantham Exc Award (06/30/2021) | 07/03/2017 | Cancelled(8*) | 0 | 0 | 1 | -1 | -100.00% | 28 | 3 | 5 | 1 | None | P,S,T,M,VP SC | 15 | 90+ Days | | |
| 143194 | Manapparai Wisdom | 11/03/2020 | Active | 22 | 0 | 3 | -3 | -12.00% | 28 | 3 | 5 | | | R SC | 4 | | | \$35.94 |
| 135867 | Mannachanallur Rice City Shine Exc Award (06/30/2021) | 07/25/2018 | Status Quo(2) | 19 | 0 | 0 | 0 | 0.00% | 27 | | 5 | | 3 | S,T,M,VP,SC | 24+ | 90+ Days | | |
| 40397 | MANNARGUDI HOST Exc Award (06/30/2017, 06/30/2020, 06/30/2021) | 09/09/1981 | Active | 55 | 0 | 3 | -3 | -5.17% | 58 | 21 | 0 | | | N M,SC | 3 | | | \$2,863.13 |
| 147368 | Mannargudi Manitham Exc Award (06/30/2023) | 07/06/2021 | Active(1) | 22 | 3 | 26 | -23 | -51.11% | 64 | 2 | 1 | | | N SC | 4 | | | |
| 146287 | Mannargudi Sineham | 06/16/2021 | Active(1) | 20 | 5 | 8 | -3 | -13.04% | 24 | 3 | 0 | | | VP,SC | 5 | | | |
| 120898 | Mannargudi Temple City Exc Award (06/30/2019, 06/30/2021) | 12/05/2013 | Active(1) | 42 | 0 | 1 | -1 | -2.33% | 43 | 8 | 3 | | | S,T,M,VP,SC | 2 | | | |
| 98127 | MATHUR Exc Award (06/30/2023) | 12/07/2006 | Active | 21 | 1 | 3 | -2 | -8.70% | 23 | 8 | 2 | | | R P,S,M,SC | 5 | 90+ Days | | |
| 60168 | MAYILADUTHURAI CENTRAL Exc Award (06/30/2017, 06/30/2022, 06/30/2023) | 12/02/1997 | Active | 130 | 5 | 3 | 2 | 1.56% | 127 | 3 | 0 | | | N | 0 | | | \$1,000.30 |
| 138306 | Mayiladuthurai Central Shine Exc Award (06/30/2021) | 06/19/2019 | Active | 36 | 5 | 0 | 5 | 16.13% | 33 | | 2 | | | N M,VP | 0 | | | \$17.97 |
| 64305 | MAYILADUTHURAI NEW CENTURY Exc Award (06/30/2023) | 05/14/2001 | Active | 32 | 0 | 0 | 0 | 0.00% | 43 | | 3 | | 2 | N P,T,VP,SC | 0 | | | |
| 148194 | Mayiladuthurai Spectrum | 09/14/2021 | Active | 22 | 0 | 0 | 0 | 0.00% | 25 | | 6 | | | N P,T,SC | 0 | | | |
| 127217 | Mayiladuthurai Victory Exc Award (06/30/2023, 06/30/2024) | 04/07/2016 | Active(1) | 26 | 3 | 0 | 3 | 13.04% | 25 | | 2 | | 2 | N M | 4 | | | |
| 26434 | MAYURAM Exc Award (06/30/2017, 06/30/2019) | 12/12/1966 | Active(1) | 72 | 11 | 25 | -14 | -16.28% | 114 | 8 | 0 | | | N T,VP,SC | 0 | | | |
| 123897 | Meensurutty Impress Exc Award (06/30/2023) | 12/30/2014 | Active(1) | 22 | 0 | 0 | 0 | 0.00% | 20 | | 4 | | | T,M,VP,SC | 3 | | | |
| 65211 | MIMISAL | 04/09/2002 | Active(1) | 29 | 0 | 8 | -8 | -21.62% | 37 | 2 | 0 | | | S,T,M,VP,SC | 1 | | | |



Club Health Assessment for District 324 F through December 2024

| | | | Status | Membership | | | | | | | Reports | | | | | Finance | | LCIF |
|--|--------------------------|--------------|---|-----------------------------|-------------------|---------------------|----------------|---|----------------------------|--|-------------------------------------|------------------------------------|------------------------|---|--|-----------------|-----------------------------------|------|
| Club Number | Club Name | Charter Date | | Current Member Count | YTD Members Added | YTD Members Dropped | YTD Net Growth | YTD Net Growth% | Member Count 12 Months Ago | Avg. length of service for dropped members | Months Since Last MMR *** | Yrs. Since Last Officer Report | President Rotation | Vice President Reported **** | Months Since Last Activity Report *** | Account Balance | Donations for current Fiscal Year | |
| | | | Number of times on status quo within last two years | If below 15 members appears | | | | If net loss is greater than 20% appears | | | If no report in 3 months appears in | When more than one year appears in | Number of repeat terms | Notes the officers that do not have an active | If no report at 12 months appears in red | | | |
| Exc Award (06/30/2023) | | | | | | | | | | | | | | | | | | |
| 33781 | MUSIRI | 04/14/1977 | Active | 71 | 4 | 3 | 1 | 1.43% | 69 | 14 | 0 | | | N T,VP | 2 | 90+ Days | \$1,000.30 | |
| Exc Award (06/30/2017, 06/30/2020, 06/30/2023) | | | | | | | | | | | | | | | | | | |
| 138871 | Musiri Inspire | 08/26/2019 | Active | 44 | 6 | 2 | 4 | 10.00% | 41 | 2 | 0 | | | N | 4 | | \$778.67 | |
| Exc Award (06/30/2020, 06/30/2021, 06/30/2023) | | | | | | | | | | | | | | | | | | |
| 45749 | MUTHUPET | 01/06/1986 | Active | 24 | 2 | 3 | -1 | -4.00% | 29 | 9 | 1 | | | M,VP,SC | 4 | | | |
| Exc Award (06/30/2020, 06/30/2023) | | | | | | | | | | | | | | | | | | |
| 68615 | NAGAPATTINAM PORT TOWN | 04/15/2003 | Active(1) | 38 | 0 | 0 | 0 | 0.00% | 52 | | 5 | | | N T,M | 4 | | | |
| Exc Award (06/30/2023) | | | | | | | | | | | | | | | | | | |
| 133158 | Nagapattinam Temple City | 11/19/2017 | Active | 30 | 1 | 4 | -3 | -9.09% | 42 | 3 | 0 | | None | R P,M,VP,SC | 2 | | | |
| Exc Award (06/30/2023) | | | | | | | | | | | | | | | | | | |
| 147158 | Nagapattinam Victory | 07/01/2021 | Cancelled(8*) | 0 | 0 | 16 | -16 | -100.00% | 23 | 2 | 6 | | None | P,S,T,M,VP SC | 4 | 90+ Days | | |
| Exc Award (06/30/2023, 06/30/2024) | | | | | | | | | | | | | | | | | | |
| 36359 | NAGORE NAGAPATTINAM | 12/11/1978 | Active(1) | 84 | 7 | 0 | 7 | 9.09% | 72 | | 4 | | | N T,SC | 4 | | | |
| Exc Award (06/30/2023, 06/30/2024) | | | | | | | | | | | | | | | | | | |
| 57535 | NANNILAM | 11/10/1995 | Active(1) | 11 | 6 | 16 | -10 | -47.62% | 23 | 12 | 0 | | | N T | 4 | | | |
| Exc Award (06/30/2017, 06/30/2020) | | | | | | | | | | | | | | | | | | |
| 64332 | NATCHIAR KOIL | 05/22/2001 | Active | 74 | 21 | 0 | 21 | 39.62% | 51 | | 2 | | | N M,SC | 0 | 90+ Days | | |
| Exc Award (06/30/2017, 06/30/2018, 06/30/2020) | | | | | | | | | | | | | | | | | | |
| 151345 | Nedungadu | 06/20/2022 | Active | 34 | 4 | 0 | 4 | 13.33% | 30 | | 4 | | | N SC | 0 | | | |
| Exc Award (06/30/2023) | | | | | | | | | | | | | | | | | | |
| 123790 | Noyyal | 12/12/2014 | Active | 46 | 0 | 0 | 0 | 0.00% | 46 | | 5 | | | N T,VP | 0 | | | |
| Exc Award (06/30/2023) | | | | | | | | | | | | | | | | | | |
| 56859 | ORATHANAD | 04/20/1995 | Active(1) | 54 | 3 | 0 | 3 | 5.88% | 56 | | 0 | | | N | 0 | | | |
| Exc Award (06/30/2017, 06/30/2021, 06/30/2023) | | | | | | | | | | | | | | | | | | |
| 61766 | PADALUR | 04/06/1999 | Active | 44 | 16 | 1 | 15 | 51.72% | 24 | 0 | 0 | | | S,T,M,VP,SC | 4 | 90+ Days | | |
| Exc Award (06/30/2021) | | | | | | | | | | | | | | | | | | |
| 108204 | PADALUR HEAVEN | 04/23/2010 | Active | 46 | 5 | 0 | 5 | 12.20% | 47 | | 3 | | | R S,T,VP | 24+ | | \$35.94 | |
| Exc Award (06/30/2021) | | | | | | | | | | | | | | | | | | |
| 132201 | Palakurichy Pride | 08/07/2017 | Active | 13 | 0 | 12 | -12 | -48.00% | 25 | 5 | 4 | | | N T,VP,SC | 11 | | | |
| Exc Award (06/30/2023) | | | | | | | | | | | | | | | | | | |



Club Health Assessment for District 324 F through December 2024

| | | | Status | Membership | | | | | | | Reports | | | | | Finance | | LCIF |
|-------------|--|--------------|---|-----------------------------|-------------------|---------------------|----------------|---|----------------------------|--|-------------------------------------|------------------------------------|------------------------|---|--|-----------------|-----------------------------------|------|
| Club Number | Club Name | Charter Date | | Current Member Count | YTD Members Added | YTD Members Dropped | YTD Net Growth | YTD Net Growth% | Member Count 12 Months Ago | Avg. length of service for dropped members | Months Since Last MMR *** | Yrs. Since Last Officer Report | President Rotation | Vice President Reported **** | Months Since Last Activity Report *** | Account Balance | Donations for current Fiscal Year | |
| | | | Number of times on status quo within last two years | If below 15 members appears | | | | If net loss is greater than 20% appears | | | If no report in 3 months appears in | When more than one year appears in | Number of repeat terms | Notes the officers that do not have an active | If no report at 12 months appears in red | | | |
| 60169 | PALLAPATTI | 12/01/1997 | Active | 29 | 5 | 1 | 4 | 16.00% | 25 | 14 | 3 | | | N | S,T | 0 | | |
| 112167 | PANDANALLUR | 09/02/2011 | Active | 26 | 0 | 0 | 0 | 0.00% | 26 | | 4 | | | N | VP,SC | 0 | | |
| | Exc Award (06/30/2023, 06/30/2024) | | | | | | | | | | | | | | | | | |
| 43289 | PAPANASAM | 12/13/1983 | Active | 65 | 8 | 5 | 3 | 4.84% | 60 | 7 | 0 | | | | S,M,VP | 0 | | |
| | Exc Award (06/30/2017, 06/30/2019, 06/30/2020) | | | | | | | | | | | | | | | | | |
| 151260 | Parasalur Royal City | 06/20/2022 | Active(1) | 24 | 4 | 5 | -1 | -4.00% | 30 | 2 | 2 | | | | P,T,M,VP,SC | 4 | | |
| | Exc Award (06/30/2023) | | | | | | | | | | | | | | | | | |
| 26440 | PATTUKKOTTAI HOST | 02/07/1972 | Active(1) | 72 | 0 | 0 | 0 | 0.00% | 72 | | 3 | | | | S,M,VP,SC | 2 | | |
| | Exc Award (06/30/2016, 07/01/2017) | | | | | | | | | | | | | | | | | |
| 66409 | PATTUKKOTTAI QUEEN CITY | 06/28/2002 | Active | 46 | 0 | 4 | -4 | -8.00% | 50 | 5 | 2 | | 2 | | S,M,VP,SC | 5 | | |
| | Exc Award (06/30/2017, 06/30/2020) | | | | | | | | | | | | | | | | | |
| 65056 | PATTUKOTTAI SILK CITY | 03/06/2002 | Active(2) | 27 | 1 | 0 | 1 | 3.85% | 25 | | 5 | | | | M,VP,SC | 2 | | |
| | Exc Award (06/30/2016, 06/30/2017, 06/30/2020) | | | | | | | | | | | | | | | | | |
| 43681 | PERAMBALUR | 03/12/1984 | Active(1) | 269 | 1 | 0 | 1 | 0.37% | 300 | | 0 | | | | T,M,VP,SC | 9 | \$1,000.30 | |
| | Exc Award (06/30/2017, 06/30/2023) | | | | | | | | | | | | | | | | | |
| 131328 | Perambalur Centennial | 06/16/2017 | Active(1) | 29 | 0 | 10 | -10 | -25.64% | 38 | 4 | 0 | | | | T,VP,SC | 0 | | |
| | Exc Award (06/30/2020, 06/30/2021, 06/30/2022) | | | | | | | | | | | | | | | | | |
| 131382 | Perambalur Royal Centennial | 06/16/2017 | Active(2) | 29 | 14 | 8 | 6 | 26.09% | 23 | 4 | 0 | | | N | M,SC | 1 | \$2,036.54 | |
| | Exc Award (06/30/2021, 06/30/2023) | | | | | | | | | | | | | | | | | |
| 134779 | Perambalur Supreme | 06/15/2018 | Active | 52 | 6 | 0 | 6 | 13.04% | 57 | | 1 | | 2 | R | M,SC | 1 | 90+ Days | |
| | Exc Award (06/30/2022, 06/30/2023, 06/30/2024) | | | | | | | | | | | | | | | | | |
| 135297 | Perambalur Town | 06/20/2018 | Active(1) | 35 | 0 | 11 | -11 | -23.91% | 46 | 3 | 4 | | | | S,T,M,VP,SC | 4 | | |
| 127446 | Perambalur Victory | 05/04/2016 | Active | 139 | 5 | 0 | 5 | 3.73% | 134 | | 5 | | | | T,M,VP,SC | 0 | | |
| | Exc Award (06/30/2018, 06/30/2021) | | | | | | | | | | | | | | | | | |
| 55906 | PERAVURANI | 06/27/1994 | Active | 84 | 10 | 9 | 1 | 1.20% | 102 | 5 | 0 | | | N | | 3 | \$53.91 | |
| | Exc Award (06/30/2017, 06/30/2019, 06/30/2020) | | | | | | | | | | | | | | | | | |
| 138872 | Peravurani Coconut City Inspire | 08/26/2019 | Active | 53 | 8 | 1 | 7 | 15.22% | 57 | 0 | 2 | | | | M,VP,SC | 4 | 90+ Days | |
| | Exc Award (06/30/2020, 06/30/2021) | | | | | | | | | | | | | | | | | |



Club Health Assessment for District 324 F through December 2024

| | | | Status | Membership | | | | | | | Reports | | | | | Finance | LCIF |
|-------------|--|--------------|---|-----------------------------|-------------------|---------------------|----------------|---|----------------------------|--|-------------------------------------|------------------------------------|------------------------|---|--|-----------------|-----------------------------------|
| Club Number | Club Name | Charter Date | | Current Member Count | YTD Members Added | YTD Members Dropped | YTD Net Growth | YTD Net Growth% | Member Count 12 Months Ago | Avg. length of service for dropped members | Months Since Last MMR *** | Yrs. Since Last Officer Report | President Rotation | Vice President Reported **** | Months Since Last Activity Report *** | Account Balance | Donations for current Fiscal Year |
| | | | Number of times on status quo within last two years | If below 15 members appears | | | | If net loss is greater than 20% appears | | | If no report in 3 months appears in | When more than one year appears in | Number of repeat terms | Notes the officers that do not have an active | If no report at 12 months appears in red | | |
| 46991 | PONNAMARAVATHY | 02/27/1987 | Active | 52 | 0 | 1 | -1 | -1.89% | 54 | 10 | 1 | | | S,T,M,VP,SC | 1 | | \$1,012.28 |
| | Exc Award (06/30/2017, 06/30/2020, 06/30/2024) | | | | | | | | | | | | | | | | |
| 66901 | PONNAMARAVATHY CITY | 11/22/2002 | Active | 57 | 5 | 0 | 5 | 9.62% | 50 | | 3 | | | N T | 0 | | \$2,875.11 |
| | Exc Award (06/30/2017, 06/30/2021, 06/30/2024) | | | | | | | | | | | | | | | | |
| 66909 | PONNAMARAVATHY ROYAL | 11/22/2002 | Active | 93 | 3 | 4 | -1 | -1.06% | 96 | 15 | 0 | | | N M,VP,SC | 4 | | \$1,069.78 |
| | Exc Award (06/30/2016, 06/30/2017, 06/30/2024) | | | | | | | | | | | | | | | | |
| 136613 | Ponnamaravathy Shine | 11/29/2018 | Active | 44 | 5 | 3 | 2 | 4.76% | 50 | 4 | 0 | | | M,VP,SC | 3 | | \$1,856.84 |
| | Exc Award (06/30/2020, 06/30/2021, 06/30/2024) | | | | | | | | | | | | | | | | |
| 148701 | Poompuhar | 11/16/2021 | Active | 31 | 0 | 0 | 0 | 0.00% | 34 | | 1 | | | N T,M,SC | 1 | | |
| | Exc Award (06/30/2023, 06/30/2024) | | | | | | | | | | | | | | | | |
| 150522 | Poonthottam | 04/14/2022 | Active | 28 | 0 | 0 | 0 | 0.00% | 28 | | 8 | | | T,M,VP,SC | 4 | | |
| 44679 | PORAYAR TRANQUEBAR | 02/04/1985 | Active(1) | 39 | 2 | 0 | 2 | 5.41% | 42 | | 3 | | | N | 4 | | |
| | Exc Award (06/30/2022) | | | | | | | | | | | | | | | | |
| 131940 | Pudukkottai Century | 07/03/2017 | Status Quo(2) | 27 | 1 | 0 | 1 | 3.85% | 35 | | 4 | | | M,VP,SC | 3 | 90+ Days | |
| 90241 | PUDUKKOTTAI VICTORY | 11/29/2005 | Active | 34 | 0 | 2 | -2 | -5.56% | 36 | 19 | 0 | | | N T,SC | 0 | | |
| | Exc Award (06/30/2017, 06/30/2021, 06/30/2024) | | | | | | | | | | | | | | | | |
| 64069 | PUGALUR | 03/12/2001 | Active(1) | 24 | 1 | 3 | -2 | -7.69% | 26 | 9 | 1 | | | T,M,VP,SC | 3 | | |
| | Exc Award (06/30/2017, 06/30/2023) | | | | | | | | | | | | | | | | |
| 131851 | Pullambadi Pride | 07/03/2017 | Active | 37 | 0 | 0 | 0 | 0.00% | 53 | | 6 | | | N P,T,VP,SC | 0 | | |
| | Exc Award (06/30/2020) | | | | | | | | | | | | | | | | |
| 135438 | S Pudur Sky Well Shine | 07/26/2018 | Active | 58 | 5 | 0 | 5 | 9.43% | 51 | | 1 | | | R S,T,VP | 5 | | |
| | Exc Award (06/30/2019, 06/30/2021) | | | | | | | | | | | | | | | | |
| 60895 | SANKARANPANDAL | 06/16/1998 | Active | 29 | 1 | 1 | 0 | 0.00% | 29 | 8 | 2 | | | T,M,VP,SC | 0 | | |
| | Exc Award (06/30/2017, 06/30/2020, 06/30/2024) | | | | | | | | | | | | | | | | |
| 57136 | SEMBANARKOIL | 06/28/1995 | Active | 72 | 0 | 2 | -2 | -2.70% | 83 | 6 | 5 | | | N VP,SC | 4 | | |
| | Exc Award (06/30/2016, 06/30/2017, 06/30/2024) | | | | | | | | | | | | | | | | |
| 150729 | Sembanarkoil Kings | 05/19/2022 | Active | 35 | 0 | 0 | 0 | 0.00% | 39 | | 3 | | | R T,M,VP,SC | 3 | | |
| | Exc Award (06/30/2024) | | | | | | | | | | | | | | | | |
| 136922 | Sembanarkoil Shine | 12/21/2018 | Active(1) | 28 | 2 | 1 | 1 | 3.70% | 29 | 1 | 0 | | | M,VP,SC | 3 | | |



Club Health Assessment for District 324 F through December 2024

| | | | Status | Membership | | | | | | | Reports | | | | | Finance | | LCIF |
|--|------------------------------|--------------|---|-----------------------------|-------------------|---------------------|----------------|---|----------------------------|--|-------------------------------------|------------------------------------|------------------------|---|--|-----------------|-----------------------------------|------|
| Club Number | Club Name | Charter Date | | Current Member Count | YTD Members Added | YTD Members Dropped | YTD Net Growth | YTD Net Growth% | Member Count 12 Months Ago | Avg. length of service for dropped members | Months Since Last MMR *** | Yrs. Since Last Officer Report | President Rotation | Vice President Reported **** | Months Since Last Activity Report *** | Account Balance | Donations for current Fiscal Year | |
| | | | Number of times on status quo within last two years | If below 15 members appears | | | | If net loss is greater than 20% appears | | | If no report in 3 months appears in | When more than one year appears in | Number of repeat terms | Notes the officers that do not have an active | If no report at 12 months appears in red | | | |
| Exc Award (06/30/2020, 06/30/2022) | | | | | | | | | | | | | | | | | | |
| 146066 | Sendurai Sineham | 05/04/2021 | Active | 40 | 0 | 0 | 0 | 0.00% | 45 | | 4 | | | N | 5 | | | |
| Exc Award (06/30/2022, 06/30/2023, 06/30/2024) | | | | | | | | | | | | | | | | | | |
| 109038 | SENGIPATTI | 08/06/2010 | Active(1) | 17 | 0 | 3 | -3 | -15.00% | 20 | 11 | 0 | | | S,M,VP,SC | 4 | | | |
| 38747 | SIRKAZHI | 06/18/1980 | Active | 63 | 5 | 0 | 5 | 8.62% | 58 | | 5 | | | VP,SC | 0 | | \$1,018.27 | |
| Exc Award (06/30/2021) | | | | | | | | | | | | | | | | | | |
| 26448 | SRIRANGAM | 09/17/1967 | Active(2) | 37 | 3 | 0 | 3 | 8.82% | 36 | | 0 | | N | S,T | 1 | 90+ Days | \$1,000.30 | |
| Exc Award (06/30/2021) | | | | | | | | | | | | | | | | | | |
| 147159 | Srirangam Classic | 07/29/2021 | Active | 17 | 0 | 0 | 0 | 0.00% | 20 | | 6 | | | N | SC | 1 | | |
| Exc Award (06/30/2023) | | | | | | | | | | | | | | | | | | |
| 139134 | Srirangam Inspire | 08/26/2019 | Active | 56 | 0 | 0 | 0 | 0.00% | 86 | | 2 | | | S,T,M,VP,SC | 3 | | | |
| Exc Award (06/30/2020, 06/30/2021, 06/30/2022) | | | | | | | | | | | | | | | | | | |
| 125759 | Srirangam Royal | 09/16/2015 | Active | 49 | 9 | 0 | 9 | 22.50% | 41 | | 0 | | | T,M,VP,SC | 1 | | \$880.50 | |
| Exc Award (06/30/2020, 06/30/2021) | | | | | | | | | | | | | | | | | | |
| 65226 | SWAMIMALAI | 04/15/2002 | Active | 51 | 1 | 0 | 1 | 2.00% | 62 | | 4 | | | N | P,M | 5 | | |
| Exc Award (06/30/2020, 06/30/2021, 06/30/2022) | | | | | | | | | | | | | | | | | | |
| 52081 | T PALUR | 10/10/1991 | Active | 52 | 1 | 1 | 0 | 0.00% | 58 | 4 | 0 | | | N | T,VP,SC | 0 | \$1,036.24 | |
| Exc Award (06/30/2017, 06/30/2019, 06/30/2020) | | | | | | | | | | | | | | | | | | |
| 106485 | THALANAYAR | 08/31/2009 | Active(1) | 17 | 1 | 5 | -4 | -19.05% | 22 | 3 | 0 | | 2 | T,M,VP,SC | 2 | | | |
| 153222 | Thanjavur Agaram | 12/19/2022 | Active | 16 | 0 | 0 | 0 | 0.00% | 27 | | 3 | | | P,T,M,VP,SC | 2 | | | |
| Exc Award (06/30/2023) | | | | | | | | | | | | | | | | | | |
| 115106 | THANJAVUR AGRO CITY | 09/16/2011 | Active | 13 | 2 | 0 | 2 | 18.18% | 18 | | 2 | | | R | T,VP,SC | 3 | | |
| Exc Award (06/30/2017) | | | | | | | | | | | | | | | | | | |
| 142890 | Thanjavur AMC Alumni Virtual | 09/17/2020 | Active(2) | 37 | 0 | 0 | 0 | 0.00% | 37 | | 0 | 1 | None | P,S,T,M,VP SC | 7 | | | |
| Exc Award (06/30/2022, 06/30/2023, 06/30/2024) | | | | | | | | | | | | | | | | | | |
| 124050 | Thanjavur Anandham | 01/23/2015 | Cancelled(8*) | 0 | 0 | 29 | -29 | -100.00% | 37 | 5 | 3 | | None | P,S,T,M,VP SC | 2 | 90+ Days | | |
| Exc Award (06/30/2017) | | | | | | | | | | | | | | | | | | |
| 82637 | THANJAVUR ANCIENT CITY | 06/16/2004 | Active | 39 | 1 | 0 | 1 | 2.63% | 46 | | 0 | | | M,VP,SC | 11 | | | |
| Exc Award (06/30/2017, 06/30/2020) | | | | | | | | | | | | | | | | | | |



Club Health Assessment for District 324 F through December 2024

| | | | Status | Membership | | | | | | | Reports | | | | | Finance | | LCIF |
|-------------|--|--------------|---|-----------------------------|-------------------|---------------------|----------------|---|----------------------------|--|-------------------------------------|------------------------------------|------------------------|---|--|-----------------|-----------------------------------|------|
| Club Number | Club Name | Charter Date | | Current Member Count | YTD Members Added | YTD Members Dropped | YTD Net Growth | YTD Net Growth% | Member Count 12 Months Ago | Avg. length of service for dropped members | Months Since Last MMR *** | Yrs. Since Last Officer Report | President Rotation | Vice President Reported **** | Months Since Last Activity Report *** | Account Balance | Donations for current Fiscal Year | |
| | | | Number of times on status quo within last two years | If below 15 members appears | | | | If net loss is greater than 20% appears | | | If no report in 3 months appears in | When more than one year appears in | Number of repeat terms | Notes the officers that do not have an active | If no report at 12 months appears in red | | | |
| 135191 | Thanjavur Arasan | 06/15/2018 | Active | 50 | 32 | 9 | 23 | 85.19% | 23 | 3 | 0 | | 2 | M,VP,SC | 1 | | \$1,000.30 | |
| | Exc Award (06/30/2021, 06/30/2023, 06/30/2024) | | | | | | | | | | | | | | | | | |
| 67182 | THANJAVUR ART CITY | 01/21/2003 | Active | 38 | 0 | 1 | -1 | -2.56% | 49 | 13 | 0 | | | T,M,VP,SC | 5 | | | |
| | Exc Award (06/30/2016, 06/30/2021, 06/30/2024) | | | | | | | | | | | | | | | | | |
| 127625 | Thanjavur Cauvery | 06/07/2016 | Active | 58 | 4 | 0 | 4 | 7.41% | 53 | | 3 | | | N | M,SC | 2 | | |
| | Exc Award (06/30/2021, 06/30/2022) | | | | | | | | | | | | | | | | | |
| 147727 | Thanjavur Chakra | 08/09/2021 | Active | 32 | 5 | 0 | 5 | 18.52% | 23 | | 2 | | | N | M,SC | 0 | | |
| 58139 | THANJAVUR CHOLA | 04/15/1996 | Active(1) | 34 | 0 | 2 | -2 | -5.56% | 38 | 8 | 1 | | | N | | 2 | | |
| | Exc Award (06/30/2022) | | | | | | | | | | | | | | | | | |
| 26450 | THANJAVUR HOST | 03/28/1960 | Active | 77 | 0 | 0 | 0 | 0.00% | 91 | | 4 | | | N | T,SC | 4 | \$50.23 | |
| | Exc Award (06/30/2016, 06/30/2021, 06/30/2024) | | | | | | | | | | | | | | | | | |
| 125956 | Thanjavur Kings | 10/14/2015 | Active | 50 | 0 | 11 | -11 | -18.03% | 68 | 7 | 0 | | | | P,T,M,VP,SC | 5 | | |
| | Exc Award (06/30/2017, 06/30/2018, 06/30/2024) | | | | | | | | | | | | | | | | | |
| 135911 | Thanjavur Liberty Shine | 07/20/2018 | Cancelled(6*) | 0 | 0 | 0 | 0 | 0.00% | 13 | | 5 | 1 | None | P,S,T,M,VP SC | 17 | | | |
| | Exc Award (06/30/2019) | | | | | | | | | | | | | | | | | |
| 65212 | THANJAVUR PALACE CITY | 04/09/2002 | Active(1) | 21 | 2 | 4 | -2 | -8.70% | 23 | 12 | 1 | | | | T,M,VP,SC | 0 | 90+ Days | |
| | Exc Award (06/30/2021, 06/30/2023) | | | | | | | | | | | | | | | | | |
| 107002 | THANJAVUR PRINCE | 12/11/2009 | Active | 59 | 5 | 8 | -3 | -4.84% | 62 | 7 | 0 | | | N | S,T,VP,SC | 0 | \$87.45 | |
| | Exc Award (06/30/2018, 06/30/2023, 06/30/2024) | | | | | | | | | | | | | | | | | |
| 127640 | Thanjavur Raaja Raajan | 06/07/2016 | Active(2) | 12 | 0 | 0 | 0 | 0.00% | 34 | | 2 | | | | T,M,VP,SC | 0 | | |
| | Exc Award (06/30/2021, 06/30/2023) | | | | | | | | | | | | | | | | | |
| 151908 | Thanjavur Semmozhi | 07/22/2022 | Cancelled(8*) | 0 | 0 | 12 | -12 | -100.00% | 26 | 2 | 0 | | None | P,S,T,M,VP SC | 11 | 90+ Days | | |
| 147160 | Thanjavur Smart City | 07/04/2021 | Cancelled(6*) | 0 | 0 | 0 | 0 | 0.00% | 18 | | 5 | 1 | None | P,S,T,M,VP SC | 20 | | | |
| 62451 | THANJAVUR TEMPLE CITY | 10/22/1999 | Active | 37 | 3 | 1 | 2 | 5.71% | 40 | 19 | 3 | | | N | T,M,VP,SC | 2 | | |
| | Exc Award (06/30/2017) | | | | | | | | | | | | | | | | | |
| 110629 | THANJAVUR THENDRAL | 03/22/2011 | Active(1) | 11 | 0 | 0 | 0 | 0.00% | 11 | | 4 | | | | M,VP,SC | 5 | | |
| 66756 | THANJAVUR VASANDHAM | 10/31/2002 | Active | 94 | 1 | 1 | 0 | 0.00% | 100 | 1 | 0 | | | N | T,VP,SC | 0 | \$1,000.30 | |
| | Exc Award (06/30/2017, 06/30/2020, 06/30/2024) | | | | | | | | | | | | | | | | | |



Club Health Assessment for District 324 F through December 2024

| | | | Status | Membership | | | | | | | Reports | | | | | Finance | | LCIF |
|-------------|---|--------------|---|-----------------------------|-------------------|---------------------|----------------|---|----------------------------|--|-------------------------------------|------------------------------------|------------------------|---|--|-----------------|-----------------------------------|------|
| Club Number | Club Name | Charter Date | | Current Member Count | YTD Members Added | YTD Members Dropped | YTD Net Growth | YTD Net Growth% | Member Count 12 Months Ago | Avg. length of service for dropped members | Months Since Last MMR *** | Yrs. Since Last Officer Report | President Rotation | Vice President Reported **** | Months Since Last Activity Report *** | Account Balance | Donations for current Fiscal Year | |
| | | | Number of times on status quo within last two years | If below 15 members appears | | | | If net loss is greater than 20% appears | | | If no report in 3 months appears in | When more than one year appears in | Number of repeat terms | Notes the officers that do not have an active | If no report at 12 months appears in red | | | |
| 62679 | THANJAVUR VICTORY | 01/06/2000 | Active | 71 | 2 | 15 | -13 | -15.48% | 96 | 5 | 0 | | | N | 1 | | \$934.41 | |
| | Exc Award (06/30/2017, 06/30/2018, 06/30/20 | | | | | | | | | | | | | | | | | |
| 148611 | Tharangambadi Ozone Beach | 11/02/2021 | Active(1) | 21 | 3 | 0 | 3 | 16.67% | 18 | | 3 | | | R | 5 | | | |
| | Exc Award (06/30/2023) | | | | | | | | | | | | | | | | | |
| 147984 | Tharangambadi Port Centennial | 09/15/2021 | Cancelled(8*) | 0 | 0 | 20 | -20 | -100.00% | 20 | 4 | 8 | 1 | None | P,S,T,M,VP SC M | 24+ | 90+ Days | | |
| 97036 | THIRUCHIRAPPALLI HELEN KELLER | 04/27/2006 | Active | 15 | 4 | 0 | 4 | 36.36% | 14 | | 2 | | | N | 0 | | | |
| | Exc Award (06/30/2017) | | | | | | | | | | | | | | | | | |
| 151423 | Thirukkattupalli Agneeswarar | 06/23/2022 | Active | 24 | 2 | 1 | 1 | 4.35% | 26 | 29 | 0 | | | R | 5 | | \$17.97 | |
| | Exc Award (06/30/2023) | | | | | | | | | | | | | | | | | |
| 63574 | THIRUMAKKOTTAI | 09/12/2000 | Active(1) | 40 | 12 | 8 | 4 | 11.11% | 27 | 6 | 0 | | | | 9 | 90+ Days | | |
| | Exc Award (06/30/2020) | | | | | | | | | | | | | | | | | |
| 126963 | Thirumanur | 03/15/2016 | Active(1) | 51 | 0 | 0 | 0 | 0.00% | 51 | | 7 | | | | 4 | | | |
| | Exc Award (06/30/2020, 06/30/2023, 06/30/20 | | | | | | | | | | | | | | | | | |
| 98878 | THIRUNAGESWARAM | 03/20/2007 | Active(1) | 56 | 5 | 1 | 4 | 7.69% | 51 | 1 | 0 | | | N | 4 | | | |
| | Exc Award (06/30/2017) | | | | | | | | | | | | | | | | | |
| 65223 | THIRUNALLAR TEMPLE CITY | 04/15/2002 | Active | 16 | 0 | 0 | 0 | 0.00% | 18 | | 1 | | 2 | | 11 | | | |
| | Exc Award (06/30/2017) | | | | | | | | | | | | | | | | | |
| 128342 | Thiruthuraipoondi Centennial | 08/11/2016 | Status Quo(1) | 36 | 0 | 7 | -7 | -16.28% | 42 | 7 | 0 | | | N | 11 | 90+ Days | \$2,000.60 | |
| | Exc Award (06/30/2020, 06/30/2023, 06/30/20 | | | | | | | | | | | | | | | | | |
| 26454 | THIRUVAIYARU | 02/26/1971 | Active(1) | 40 | 0 | 9 | -9 | -18.37% | 49 | 12 | 0 | | | N | 2 | | | |
| | Exc Award (06/30/2016, 06/30/2021, 06/30/20 | | | | | | | | | | | | | | | | | |
| 65218 | THIRUVENGADU | 04/15/2002 | Active(1) | 33 | 1 | 1 | 0 | 0.00% | 33 | 4 | 1 | | | | 0 | | | |
| | Exc Award (06/30/2017) | | | | | | | | | | | | | | | | | |
| 110332 | Thiruvidamarudur | 02/08/2011 | Active | 39 | 2 | 0 | 2 | 5.41% | 38 | | 2 | | | | 5 | | | |
| | Exc Award (06/30/2023, 06/30/2024) | | | | | | | | | | | | | | | | | |
| 148210 | Thukkachi Kings | 09/15/2021 | Cancelled(8*) | 0 | 0 | 21 | -21 | -100.00% | 21 | 3 | 8 | 1 | None | P,S,T,M,VP SC | 24+ | 90+ Days | | |
| 55255 | THURAIYUR TOWN | 01/31/1994 | Active | 27 | 0 | 0 | 0 | 0.00% | 27 | | 4 | | | N | 20 | | | |
| | Exc Award (06/30/2021) | | | | | | | | | | | | | | | | | |



Club Health Assessment for District 324 F through December 2024

| | | | Status | Membership | | | | | | Reports | | | | | Finance | LCIF | |
|-------------|--|--------------|---|-----------------------------|-------------------|---------------------|----------------|---|----------------------------|--|-------------------------------------|------------------------------------|------------------------|---|--|-----------------|-----------------------------------|
| Club Number | Club Name | Charter Date | | Current Member Count | YTD Members Added | YTD Members Dropped | YTD Net Growth | YTD Net Growth% | Member Count 12 Months Ago | Avg. length of service for dropped members | Months Since Last MMR *** | Yrs. Since Last Officer Report | President Rotation | Vice President Reported **** | Months Since Last Activity Report *** | Account Balance | Donations for current Fiscal Year |
| | | | Number of times on status quo within last two years | If below 15 members appears | | | | If net loss is greater than 20% appears | | | If no report in 3 months appears in | When more than one year appears in | Number of repeat terms | Notes the officers that do not have an active | If no report at 12 months appears in red | | |
| 56432 | THUVAKUDIMALAI | 01/16/1995 | Active | 23 | 1 | 0 | 1 | 4.55% | 27 | | 5 | | | T,M,VP,SC | 0 | | |
| | Exc Award (06/30/2016, 06/30/2021, 06/30/2022) | | | | | | | | | | | | | | | | |
| 124819 | Tiruchirapalli Kattur | 05/11/2015 | Active | 35 | 2 | 0 | 2 | 6.06% | 33 | | 2 | | | M,VP,SC | 2 | | \$17.97 |
| | Exc Award (06/30/2017, 06/30/2019, 06/30/2022) | | | | | | | | | | | | | | | | |
| 49817 | TIRUCHIRAPALLI METROPOLITAN | 08/21/1989 | Active | 35 | 0 | 0 | 0 | 0.00% | 39 | | 3 | | N | | 1 | | \$35.94 |
| | Exc Award (06/30/2023) | | | | | | | | | | | | | | | | |
| 39240 | TIRUCHIRAPALLI MID TOWN | 12/05/1980 | Active | 37 | 0 | 0 | 0 | 0.00% | 39 | | 7 | | N | S,T,VP | 2 | | |
| | Exc Award (06/30/2021) | | | | | | | | | | | | | | | | |
| 31966 | TIRUCHIRAPALLI ROCK CITY | 03/26/1976 | Active | 36 | 1 | 10 | -9 | -20.00% | 45 | 2 | 0 | | | S,T,M,VP,SC | 0 | 90+ Days | \$1,000.30 |
| | Exc Award (06/30/2017, 06/30/2021) | | | | | | | | | | | | | | | | |
| 58684 | TIRUCHIRAPALLI THILLAINAGAR | 09/06/1996 | Active | 49 | 3 | 0 | 3 | 6.52% | 49 | | 3 | | | M,VP,SC | 3 | | |
| | Exc Award (06/30/2016, 06/30/2017, 06/30/2022) | | | | | | | | | | | | | | | | |
| 51255 | TIRUCHIRAPALLI WORAIYUR | 01/23/1991 | Active | 35 | 0 | 3 | -3 | -7.89% | 39 | 3 | 0 | | R | M | 2 | | \$1,000.30 |
| | Exc Award (06/30/2019, 06/30/2020) | | | | | | | | | | | | | | | | |
| 138873 | Tiruchirappalli Aanaika Inspire | 08/23/2019 | Active(1) | 22 | 0 | 1 | -1 | -4.35% | 23 | 5 | 5 | | N | | 0 | | |
| | Exc Award (06/30/2020) | | | | | | | | | | | | | | | | |
| 129970 | Tiruchirappalli Aristocrat Centennial | 03/07/2017 | Cancelled(8*) | 0 | 0 | 10 | -10 | -100.00% | 15 | 4 | 0 | 1 | None | P,S,T,M,VP SC | 15 | 90+ Days | |
| 138680 | Tiruchirappalli Cantonment Shine | 06/20/2019 | Cancelled(8*) | 0 | 0 | 10 | -10 | -100.00% | 13 | 4 | 0 | 1 | None | P,S,T,M,VP SC | 24+ | 90+ Days | |
| 125590 | Tiruchirappalli Classic | 08/24/2015 | Active | 31 | 5 | 4 | 1 | 3.33% | 38 | 15 | 0 | | | M,VP,SC | 3 | | |
| | Exc Award (06/30/2017, 06/30/2021, 06/30/2022) | | | | | | | | | | | | | | | | |
| 118673 | TIRUCHIRAPPALLI ELITE | 01/29/2013 | Active | 23 | 0 | 0 | 0 | 0.00% | 29 | | 4 | | N | M,SC | 1 | | \$1,000.30 |
| 142271 | Tiruchirappalli Fortune | 07/22/2020 | Active | 49 | 1 | 0 | 1 | 2.08% | 52 | | 1 | | N | | 2 | | \$178.41 |
| | Exc Award (06/30/2021) | | | | | | | | | | | | | | | | |
| 26457 | TIRUCHIRAPPALLI HOST | 11/10/1959 | Active | 56 | 3 | 2 | 1 | 1.82% | 56 | 2 | 0 | | N | M,SC | 0 | | |
| | Exc Award (06/30/2017, 06/30/2019, 06/30/2022) | | | | | | | | | | | | | | | | |
| 134016 | Tiruchirappalli Premier Pride | 04/09/2018 | Active(1) | 8 | 0 | 0 | 0 | 0.00% | 8 | | 8 | | None | P,T,M,VP,SC | 0 | | |
| 137244 | Tiruchirappalli Rockcity Shine | 02/06/2019 | Active | 17 | 0 | 1 | -1 | -5.56% | 26 | 6 | 4 | | N | S,T,M,VP | 1 | | |



Club Health Assessment for District 324 F through December 2024

| | | | Status | Membership | | | | | | | Reports | | | | | Finance | LCIF |
|--|--------------------------------------|--------------|---|-----------------------------|-------------------|---------------------|----------------|---|----------------------------|--|-------------------------------------|------------------------------------|------------------------|---|--|-----------------|-----------------------------------|
| Club Number | Club Name | Charter Date | | Current Member Count | YTD Members Added | YTD Members Dropped | YTD Net Growth | YTD Net Growth% | Member Count 12 Months Ago | Avg. length of service for dropped members | Months Since Last MMR *** | Yrs. Since Last Officer Report | President Rotation | Vice President Reported **** | Months Since Last Activity Report *** | Account Balance | Donations for current Fiscal Year |
| | | | Number of times on status quo within last two years | If below 15 members appears | | | | If net loss is greater than 20% appears | | | If no report in 3 months appears in | When more than one year appears in | Number of repeat terms | Notes the officers that do not have an active | If no report at 12 months appears in red | | |
| Exc Award (06/30/2020, 06/30/2023) | | | | | | | | | | | | | | | | | |
| 139331 | Tiruchirappalli Rockfort Inspire | 08/26/2019 | Active | 45 | 3 | 0 | 3 | 7.14% | 55 | | 1 | | | N | VP,SC | 3 | |
| Exc Award (06/30/2020, 06/30/2021) | | | | | | | | | | | | | | | | | |
| 99205 | TIRUCHIRAPPALLI ROCKTOWN | 04/24/2007 | Active(2) | 20 | 1 | 0 | 1 | 5.26% | 17 | | 5 | | | | VP | 24+ | \$50.23 |
| Exc Award (06/30/2016, 06/30/2017) | | | | | | | | | | | | | | | | | |
| 147702 | Tiruchirappalli Sakthi | 07/29/2021 | Active(1) | 20 | 3 | 0 | 3 | 17.65% | 15 | | 3 | | | | S,M,VP,SC | 4 | |
| 136841 | Tiruchirappalli Shine City | 11/21/2018 | Active | 29 | 0 | 0 | 0 | 0.00% | 30 | | 7 | | 2 | | M,VP,SC | 3 | |
| 142235 | Tiruchirappalli Techno City | 07/28/2020 | Active(1) | 5 | 0 | 0 | 0 | 0.00% | 5 | | 4 | | | | S,M,VP,SC | 19 | |
| 130002 | Tiruchirappalli Vasantham Centennial | 02/15/2017 | Active | 11 | 0 | 0 | 0 | 0.00% | 19 | | 4 | | | | P,S,T,M,VP SC | 4 | |
| Exc Award (06/30/2021) | | | | | | | | | | | | | | | | | |
| 55378 | TIRUKKATTUPPALLI | 03/07/1994 | Active | 18 | 0 | 0 | 0 | 0.00% | 19 | | 6 | | | | S,T,M,VP,SC | 2 | \$1,000.30 |
| Exc Award (06/30/2017, 06/30/2020, 06/30/2021) | | | | | | | | | | | | | | | | | |
| 41420 | TIRUTHURAI PUNDI TOWN | 05/10/1982 | Active | 62 | 0 | 2 | -2 | -3.13% | 63 | 24 | 1 | | | N | | 0 | |
| Exc Award (06/30/2021) | | | | | | | | | | | | | | | | | |
| 149914 | Tiruvavur All is Well | 04/06/2022 | Active(2) | 28 | 2 | 0 | 2 | 7.69% | 0 | | 4 | | | | M,VP,SC | 4 | |
| Exc Award (06/30/2023) | | | | | | | | | | | | | | | | | |
| 121706 | Tiruvavur Araneri | 03/28/2014 | Active | 407 | 7 | 33 | -26 | -6.00% | 472 | 2 | 0 | | | | VP | 3 | |
| Exc Award (06/30/2021, 06/30/2023, 06/30/2024) | | | | | | | | | | | | | | | | | |
| 135452 | Tiruvavur Arockiyamadha Shine | 07/18/2018 | Active(1) | 15 | 1 | 0 | 1 | 7.14% | 16 | | 4 | | | | P,M,VP,SC | 0 | |
| Exc Award (06/30/2023) | | | | | | | | | | | | | | | | | |
| 77885 | TIRUVARUR CAR CITY | 12/02/2003 | Active | 88 | 10 | 0 | 10 | 12.82% | 71 | | 3 | | | R | VP | 1 | |
| Exc Award (06/30/2018, 06/30/2021) | | | | | | | | | | | | | | | | | |
| 26459 | TIRUVARUR HOST | 12/11/1968 | Active | 43 | 0 | 2 | -2 | -4.44% | 60 | 4 | 2 | | | | T,M,VP,SC | 5 | |
| Exc Award (06/30/2023) | | | | | | | | | | | | | | | | | |
| 118513 | TIRUVARUR MANUNEEDHI | 01/02/2013 | Active | 50 | 0 | 0 | 0 | 0.00% | 52 | | 6 | | | | M,VP,SC | 0 | |
| Exc Award (06/30/2016, 06/30/2019, 06/30/2022) | | | | | | | | | | | | | | | | | |
| 120173 | Tiruvavur Victory | 08/19/2013 | Active | 32 | 0 | 0 | 0 | 0.00% | 33 | | 6 | | | N | P,S,M,SC | 3 | |
| Exc Award (06/30/2023) | | | | | | | | | | | | | | | | | |



Club Health Assessment for District 324 F through December 2024

| | | | Status | Membership | | | | | | Reports | | | | | Finance | LCIF | |
|-------------|--|--------------|---|-----------------------------|-------------------|---------------------|----------------|-----------------|---|--|---------------------------|-------------------------------------|------------------------------------|------------------------------|---|--|-----------------------------------|
| Club Number | Club Name | Charter Date | | Current Member Count | YTD Members Added | YTD Members Dropped | YTD Net Growth | YTD Net Growth% | Member Count 12 Months Ago | Avg. length of service for dropped members | Months Since Last MMR *** | Yrs. Since Last Officer Report | President Rotation | Vice President Reported **** | Months Since Last Activity Report *** | Account Balance | Donations for current Fiscal Year |
| | | | Number of times on status quo within last two years | If below 15 members appears | | | | | If net loss is greater than 20% appears | | | If no report in 3 months appears in | When more than one year appears in | Number of repeat terms | Notes the officers that do not have an active | If no report at 12 months appears in red | |
| 120346 | Tiruvarur Vilamal | 09/16/2013 | Active(1) | 28 | 0 | 0 | 0 | 0.00% | 28 | | 4 | | | | P,M,VP,SC | 2 | |
| | Exc Award (06/30/2021) | | | | | | | | | | | | | | | | |
| 29704 | TIRUVERUMBUR | 07/24/1974 | Active | 47 | 4 | 0 | 4 | 9.30% | 42 | | 0 | | | N | M,SC | 0 | \$1,000.30 |
| | Exc Award (06/30/2021, 06/30/2023) | | | | | | | | | | | | | | | | |
| 64344 | TRICHIRAPALLI KARUMANDAPAM | 05/30/2001 | Active | 28 | 1 | 2 | -1 | -3.45% | 32 | 10 | 0 | | | N | | 0 | |
| | Exc Award (06/30/2020, 06/30/2023) | | | | | | | | | | | | | | | | |
| 54979 | TRICHIRAPALLI MAJESTIC | 10/19/1993 | Active | 16 | 0 | 3 | -3 | -15.79% | 18 | 10 | 0 | | | | M,VP,SC | 5 | |
| 103691 | TRICHIRAPPALLI PREMIER | 09/22/2008 | Active | 54 | 4 | 5 | -1 | -1.82% | 56 | 3 | 0 | | | N | VP,SC | 0 | |
| | Exc Award (06/30/2017, 06/30/2018, 06/30/2020) | | | | | | | | | | | | | | | | |
| 106256 | TRICHY GOLDEN BAZAAR | 08/13/2009 | Active(1) | 29 | 0 | 6 | -6 | -17.14% | 41 | 11 | 5 | | | | M,VP,SC | 5 | |
| | Exc Award (06/30/2019) | | | | | | | | | | | | | | | | |
| 135445 | Trichy Samayapuram Shine | 07/26/2018 | Active(1) | 23 | 0 | 0 | 0 | 0.00% | 23 | | 8 | | | | P,S,T,M,VP SC | 19 | |
| 115065 | TRICHY TEMPLE CITY NO 1 TOLGATE | 09/13/2011 | Active | 49 | 12 | 0 | 12 | 32.43% | 34 | | 2 | | | N | T,VP,SC | 2 | \$1,018.27 |
| | Exc Award (06/30/2023, 06/30/2024) | | | | | | | | | | | | | | | | |
| 147679 | Udayarpalayam Royal | 07/23/2021 | Active | 27 | 0 | 0 | 0 | 0.00% | 35 | | 3 | | | | T,M,VP,SC | 3 | |
| 64241 | ULLIKKOTTAI | 04/30/2001 | Active(1) | 24 | 0 | 2 | -2 | -7.69% | 21 | 12 | 0 | | | N | M | 11 | \$1,922.73 |
| 119556 | Uppidamangalam | 06/10/2013 | Active | 21 | 0 | 0 | 0 | 0.00% | 26 | | 2 | | | R | T,M,SC | 0 | |
| | Exc Award (06/30/2024) | | | | | | | | | | | | | | | | |
| 63678 | UPPILIYAPURAM | 11/08/2000 | Active | 84 | 1 | 15 | -14 | -14.29% | 113 | 11 | 0 | | | N | T,SC | 5 | \$17.97 |
| | Exc Award (06/30/2020) | | | | | | | | | | | | | | | | |
| 101082 | VAILANKANNI | 01/24/2008 | Active | 40 | 0 | 2 | -2 | -4.76% | 42 | 4 | 0 | | | N | | 2 | |
| | Exc Award (06/30/2017, 06/30/2023, 06/30/2020) | | | | | | | | | | | | | | | | |
| 65094 | VAIRICHETTIPALAYAM | 03/22/2002 | Active | 38 | 1 | 11 | -10 | -20.83% | 48 | 9 | 1 | | | R | | 0 | \$1,000.30 |
| | Exc Award (06/30/2020, 06/30/2021, 06/30/2020) | | | | | | | | | | | | | | | | |
| 112164 | VAITHEESHVARANKOIL TEMPLE CITY | 09/02/2011 | Active | 32 | 3 | 1 | 2 | 6.67% | 31 | 4 | 0 | | | N | M,VP,SC | 5 | \$1,000.30 |
| | Exc Award (06/30/2020, 06/30/2021, 06/30/2020) | | | | | | | | | | | | | | | | |
| 111050 | VAITHEESWARANKOIL CENTRAL | 05/09/2011 | Active | 56 | 9 | 1 | 8 | 16.67% | 51 | 1 | 4 | | | | T,M,VP,SC | 4 | |



Club Health Assessment for District 324 F through December 2024

| Club Number | Club Name | Charter Date | Status | Membership | | | | | | | Reports | | | | | Finance | LCIF |
|-------------|------------------------------------|--------------|---|-----------------------------|-------------------|---------------------|----------------|---|----------------------------|--|-------------------------------------|------------------------------------|------------------------|---|--|-----------------|-----------------------------------|
| | | | | Current Member Count | YTD Members Added | YTD Members Dropped | YTD Net Growth | YTD Net Growth% | Member Count 12 Months Ago | Avg. length of service for dropped members | Months Since Last MMR *** | Yrs. Since Last Officer Report | President Rotation | Vice President Reported **** | Months Since Last Activity Report *** | Account Balance | Donations for current Fiscal Year |
| | | | Number of times on status quo within last two years | If below 15 members appears | | | | If net loss is greater than 20% appears | | | If no report in 3 months appears in | When more than one year appears in | Number of repeat terms | Notes the officers that do not have an active | If no report at 12 months appears in red | | |
| 151774 | Vaitheeswarankoil Victory | 08/01/2022 | Active | 33 | 5 | 4 | 1 | 3.13% | 31 | 2 | 0 | | | N | M,SC | 0 | |
| | Exc Award (06/30/2024) | | | | | | | | | | | | | | | | |
| 131381 | Valikandapuram Centennial | 06/16/2017 | Status Quo(1) | 19 | 0 | 0 | 0 | 0.00% | 21 | | 6 | 1 | None | P,S,T,M,VP SC | 17 | 90+ Days | |
| 42487 | VEDARANIAM | 03/30/1983 | Active | 94 | 7 | 0 | 7 | 8.05% | 90 | | 0 | | | N | S,T,VP | 0 | |
| | Exc Award (06/30/2021) | | | | | | | | | | | | | | | | |
| 123925 | Velliyanai | 01/07/2015 | Active(1) | 21 | 0 | 0 | 0 | 0.00% | 24 | | 6 | | None | P,S,T,M,VP SC | 11 | | |
| 107673 | VILAKKUDI | 02/24/2010 | Active | 29 | 4 | 3 | 1 | 3.57% | 26 | 5 | 0 | | | N | M,VP,SC | 4 | 90+ Days |
| | Exc Award (06/30/2019, 06/30/2023) | | | | | | | | | | | | | | | | |

Clubs Cancelled Previous Fiscal Year – Clubs Cancelled within last 12 months may be reinstated

| Club Number | Club Name | Charter Date | Current Status* | Cancellation Date |
|-------------|--------------------------|--------------|-----------------|-------------------|
| 135299 | Mettupalayam | 06/20/2018 | Cancelled(8*) | 12/29/2023 |
| 135242 | Panjapatty | 06/18/2018 | Cancelled(8*) | 01/29/2024 |
| 116994 | PUDUPATTINAM PORT | 06/08/2012 | Cancelled(8*) | 01/29/2024 |
| 78709 | SEMBANARKOIL TEMPLE CITY | 04/01/2004 | Cancelled(8*) | 12/29/2023 |

| Current Total Clubs Count | YTD New Clubs Count | YTD Cancelled Clubs Count | YTD Net Club Gain | Current Total Members Count | YTD Add | YTD Drop | YTD Net Growth | YTD Net Growth % | Member Count 12 Months Ago | Average Member Count Per Club | % of Clubs with less than 20 members | % No MMR in 3 Months | % No Officer Report in 12 Months | % of Clubs with balance 90+ days | Number of Clubs in Status Quo | % Status Quo Clubs in Financial Suspension | Number of Cancelled Clubs | Average Cancelled Club Age | Members Lost Due to Cancellation | % of Clubs Cancelled for Non-Financial Reasons |
|---------------------------|---------------------|---------------------------|-------------------|-----------------------------|---------|----------|----------------|------------------|----------------------------|-------------------------------|--------------------------------------|----------------------|----------------------------------|----------------------------------|-------------------------------|--|---------------------------|----------------------------|----------------------------------|--|
| 257 | 11 | 17 | -6 | 10,572 | 993 | 960 | 33 | 0.31% | 11,264 | 41 | 13% | 40% | 1% | 8% | 4 | 100% | 17 | 8 | 286 | -12% |

* - P - Priority Club. Cancellation Reasons: 1-Objectives/conduct, 2-Non-active club, 5-Non-existing club, 6-Disbanding, 7-Merger, 8-Financial Suspension, 9-District/Multiple District Dues.

** - Abbreviation: P-President, S-Secretary, T-Treasurer, M-Member Chairperson, VP-First Vice President, MC-Communications Chairperson, SC-Service Chairperson

*** - Abbreviation: N/R - Never reported using the Lions Clubs website, N/A - Not applicable, No password registered for the Lions Clubs website.

**** - Abbreviation: N - New, IP - Immediate Past, R - Repeat.



Club Health Assessment for District 324 G through December 2024

| | | | Status | Membership | | | | | | | Reports | | | | | Finance | | LCIF |
|--|------------------------------|--------------|---|-----------------------------|-------------------|---------------------|----------------|---|----------------------------|--|-------------------------------------|--------------------------------------|--------------------|---|--|-----------------|-----------------------------------|------|
| Club Number | Club Name | Charter Date | | Current Member Count | YTD Members Added | YTD Members Dropped | YTD Net Growth | YTD Net Growth% | Member Count 12 Months Ago | Avg. length of service for dropped members | Months Since Last MMR *** | Yrs. Since Last Officer Report | President Rotation | Vice President Reported **** | Months Since Last Activity Report *** | Account Balance | Donations for current Fiscal Year | |
| | | | Number of times on status quo within last two years | If below 15 members appears | | | | If net loss is greater than 20% appears | | | If no report in 3 months appears in | When more than one year repeat terms | Number of repeat | Notes the officers that do not have an active | If no report at 12 months appears in red | | | |
| Clubs less than two years old | | | | | | | | | | | | | | | | | | |
| 179056 | Aranthangi Chozha | 10/17/2024 | Newly Chartered | 20 | 20 | 0 | 20 | 100.00% | 0 | | 0 | | | M,VP,SC | 0 | | | |
| 174738 | Chidambaram Aalayam | 07/22/2024 | Active | 31 | 31 | 0 | 31 | 100.00% | 0 | | 2 | | | T,M,VP,SC | 2 | | \$646.90 | |
| 176470 | Cuddalore Silver Star | 07/26/2024 | Active(1) | 20 | 20 | 0 | 20 | 100.00% | 0 | | 5 | | | M,VP,SC | 2 | | | |
| 156085 | Kallakurichi Ancient City | 09/29/2023 | Active | 18 | 9 | 11 | -2 | -10.00% | 20 | 1 | 0 | | | S,T,M,VP,SC | 0 | | | |
| 155132 | M Parur | 08/07/2023 | Active | 7 | 0 | 7 | -7 | -50.00% | 26 | 2 | 0 | | | T,M,VP,SC | 4 | | | |
| 156171 | Melsiruvallur Junction | 09/29/2023 | Cancelled(8*) | 0 | 0 | 20 | -20 | -100.00% | 20 | 1 | 8 | 1 | None | P,S,T,M,VP SC | 5 | 90+ Days | | |
| 153841 | Neyveli Arch | 06/15/2023 | Cancelled(8*) | 0 | 0 | 19 | -19 | -100.00% | 21 | 1 | 6 | 1 | None | P,S,T,M,VP SC | 4 | 90+ Days | | |
| 155315 | Neyveli Green City | 07/28/2023 | Active(1) | 20 | 0 | 0 | 0 | 0.00% | 20 | | 8 | 1 | None | P,S,T,M,VP SC | 4 | | | |
| 154444 | Tindivanam Nagaram | 05/31/2023 | Active | 20 | 1 | 6 | -5 | -20.00% | 21 | 1 | 0 | | | N P,S,T,M,VP SC | 5 | | | |
| 175503 | Vadalur Pride | 07/26/2024 | Active | 20 | 22 | 2 | 20 | 100.00% | 0 | 1 | 0 | | | N M,SC | 0 | 90+ Days | | |
| 155471 | Vadalur Supreme | 08/07/2023 | Active | 22 | 0 | 3 | -3 | -12.00% | 20 | 1 | 5 | | | T,M,VP,SC | 4 | | | |
| Exc Award (06/30/2024) | | | | | | | | | | | | | | | | | | |
| 155693 | Vadalur Temple City | 08/24/2023 | Active | 20 | 2 | 3 | -1 | -4.76% | 20 | 1 | 1 | | | N | 3 | | \$1,197.96 | |
| 177496 | Veppur Town | 08/20/2024 | Active | 20 | 28 | 8 | 20 | 100.00% | 0 | 0 | 2 | | None | P,M,VP,SC | 0 | 90+ Days | | |
| 171739 | Villianur Annai | 05/22/2024 | Cancelled(8*) | 0 | 0 | 20 | -20 | -100.00% | 0 | 1 | 7 | | None | P,S,T,M,VP SC | 4 | 90+ Days | | |
| 179361 | Villupuram Annai Maragatham | 11/04/2024 | Newly Chartered | 20 | 20 | 0 | 20 | 100.00% | 0 | | 1 | | | M,VP,SC | 1 | | | |
| 172057 | Villupuram Central | 06/10/2024 | Active | 23 | 2 | 0 | 2 | 9.52% | 0 | | 1 | | 2 | N VP | 0 | | | |
| Clubs more than two years old | | | | | | | | | | | | | | | | | | |
| 68634 | AVALURPET | 04/15/2003 | Active | 31 | 0 | 0 | 0 | 0.00% | 32 | | 4 | | | M,VP,SC | 0 | | | |
| Exc Award (06/30/2016, 06/30/2017, 06/30/20) | | | | | | | | | | | | | | | | | | |
| 151895 | Avalurpet Chithagiri Murugan | 07/21/2022 | Active | 39 | 2 | 0 | 2 | 5.41% | 41 | | 1 | | | R T | 0 | | | |
| Exc Award (06/30/2023) | | | | | | | | | | | | | | | | | | |
| 40716 | BAHOOR | 12/03/1981 | Active | 15 | 0 | 0 | 0 | 0.00% | 15 | | 5 | | | N VP | 0 | | \$10.00 | |
| Exc Award (06/30/2016, 06/30/2017) | | | | | | | | | | | | | | | | | | |



Club Health Assessment for District 324 G through December 2024

| | | | Status | Membership | | | | | | | Reports | | | | | Finance | | LCIF |
|---|---------------------------------------|--------------|---|-----------------------------|-------------------|---------------------|----------------|-----------------|---|--|---------------------------|-------------------------------------|------------------------------------|------------------------------|---|--|-----------------------------------|------------|
| Club Number | Club Name | Charter Date | | Current Member Count | YTD Members Added | YTD Members Dropped | YTD Net Growth | YTD Net Growth% | Member Count 12 Months Ago | Avg. length of service for dropped members | Months Since Last MMR *** | Yrs. Since Last Officer Report | President Rotation | Vice President Reported **** | Months Since Last Activity Report *** | Account Balance | Donations for current Fiscal Year | |
| | | | Number of times on status quo within last two years | If below 15 members appears | | | | | If net loss is greater than 20% appears | | | If no report in 3 months appears in | When more than one year appears in | Number of repeat terms | Notes the officers that do not have an active | If no report at 12 months appears in red | | |
| 48233 | BHUWANAGIRI | 03/01/1988 | Active | 63 | 0 | 0 | 0 | 0.00% | 63 | | 4 | | | N | T,SC | 0 | | |
| Exc Award (06/30/2016, 06/30/2017, 06/30/20 | | | | | | | | | | | | | | | | | | |
| 103676 | CHIDAMBARAM SUPREME | 10/14/2008 | Active | 27 | 2 | 0 | 2 | 8.00% | 28 | | 2 | | | N | M,VP,SC | 5 | | |
| Exc Award (06/30/2016, 06/30/2017, 06/30/20 | | | | | | | | | | | | | | | | | | |
| 63845 | CHIDAMBARAM COSMOPOLITAN | 12/06/2000 | Active | 70 | 14 | 2 | 12 | 20.69% | 79 | 7 | 0 | | | | M,VP,SC | 0 | | \$3,018.87 |
| Exc Award (06/30/2016, 06/30/2017, 06/30/20 | | | | | | | | | | | | | | | | | | |
| 135398 | Chidambaram Golden Roof | 07/25/2018 | Active | 30 | 0 | 4 | -4 | -11.76% | 29 | 7 | 2 | | | | M,VP,SC | 0 | | |
| Exc Award (06/30/2023, 06/30/2024) | | | | | | | | | | | | | | | | | | |
| 26416 | CHIDAMBARAM HOST | 04/02/1970 | Active | 30 | 1 | 0 | 1 | 3.45% | 35 | | 3 | | | | M,VP,SC | 4 | | |
| Exc Award (06/30/2016, 06/30/2023) | | | | | | | | | | | | | | | | | | |
| 147511 | Chidambaram Social Vision and Mission | 09/13/2021 | Active | 20 | 0 | 0 | 0 | 0.00% | 20 | | 8 | 1 | None | | P,S,T,M,VP SC | 4 | | |
| 58408 | CHIDAMBARAM TEMPLE CITY | 06/19/1996 | Active | 20 | 1 | 4 | -3 | -13.04% | 25 | 10 | 2 | | | | P,M,VP,SC | 2 | | |
| Exc Award (06/30/2016, 06/30/2017, 06/30/20 | | | | | | | | | | | | | | | | | | |
| 150960 | Chidambaram Thillayambalam | 06/07/2022 | Active | 33 | 4 | 0 | 4 | 13.79% | 33 | | 5 | | | | M,VP,SC | 1 | | |
| Exc Award (06/30/2024) | | | | | | | | | | | | | | | | | | |
| 62943 | CHINNASALEM | 03/20/2000 | Active | 55 | 0 | 2 | -2 | -3.51% | 55 | 3 | 2 | | | N | P,M,VP,SC | 4 | | |
| Exc Award (06/30/2016, 06/30/2017, 06/30/20 | | | | | | | | | | | | | | | | | | |
| 26417 | CUDDALORE | 06/21/1970 | Active(2) | 36 | 1 | 0 | 1 | 2.86% | 36 | | 3 | | | | M,VP,SC | 4 | | \$646.90 |
| Exc Award (06/30/2017) | | | | | | | | | | | | | | | | | | |
| 106403 | CUDDALORE ANCIENT CITY | 08/26/2009 | Active(1) | 20 | 1 | 2 | -1 | -4.76% | 22 | 3 | 4 | | | | P,M,VP,SC | 4 | | |
| Exc Award (06/30/2016, 06/30/2017) | | | | | | | | | | | | | | | | | | |
| 61251 | CUDDALORE CENTRAL | 11/10/1998 | Active | 31 | 1 | 2 | -1 | -3.13% | 29 | 2 | 0 | | | | T,M,VP,SC | 1 | | \$2,012.58 |
| Exc Award (06/30/2016, 06/30/2017, 06/30/20 | | | | | | | | | | | | | | | | | | |
| 99974 | CUDDALORE COSMOPOLITAN | 07/31/2007 | Active | 25 | 0 | 0 | 0 | 0.00% | 25 | | 0 | | | N | M,VP,SC | 2 | | |
| Exc Award (06/30/2020) | | | | | | | | | | | | | | | | | | |
| 98226 | CUDDALORE GOLDEN CITY | 12/27/2006 | Active | 20 | 1 | 0 | 1 | 5.26% | 23 | | 0 | | | | M,VP,SC | 4 | | |
| Exc Award (06/30/2016, 06/30/2017) | | | | | | | | | | | | | | | | | | |
| 102091 | CUDDALORE PADALI CITY | 05/23/2008 | Active(1) | 19 | 0 | 0 | 0 | 0.00% | 18 | | 5 | | | | P,M,VP,SC | 4 | | |



Club Health Assessment for District 324 G through December 2024

| | | | Status | Membership | | | | | | | Reports | | | | | Finance | LCIF | |
|---|-----------|--------------|---|-----------------------------|-------------------|---------------------|----------------|-----------------|---|--|---------------------------|-------------------------------------|------------------------------------|------------------------------|---|--|-----------------------------------|---------|
| Club Number | Club Name | Charter Date | | Current Member Count | YTD Members Added | YTD Members Dropped | YTD Net Growth | YTD Net Growth% | Member Count 12 Months Ago | Avg. length of service for dropped members | Months Since Last MMR *** | Yrs. Since Last Officer Report | President Rotation | Vice President Reported **** | Months Since Last Activity Report *** | Account Balance | Donations for current Fiscal Year | |
| | | | Number of times on status quo within last two years | If below 15 members appears | | | | | If net loss is greater than 20% appears | | | If no report in 3 months appears in | When more than one year appears in | Number of repeat terms | Notes the officers that do not have an active | If no report at 12 months appears in red | | |
| Exc Award (06/30/2017, 06/30/2019, 06/30/2020) | | | Active | 21 | 0 | 0 | 0 | 0.00% | 21 | | 6 | | | N | 1 | 90+ Days | | \$10.00 |
| 56555 CUDDALORE PORT 02/20/1995 | | | | | | | | | | | | | | | | | | |
| Exc Award (06/30/2016, 06/30/2017, 06/30/2020) | | | Active(1) | 24 | 0 | 0 | 0 | 0.00% | 24 | | 8 | 1 | None | P,S,T,M,VP SC | 4 | | | |
| 143655 Cuddalore Royal 11/23/2020 | | | | | | | | | | | | | | | | | | |
| 111403 CUDDALORE SREE GOLD 06/16/2011 | | | Active | 25 | 10 | 2 | 8 | 47.06% | 18 | 0 | 0 | | M,VP,SC | 2 | | | | |
| Exc Award (06/30/2016, 06/30/2018, 06/30/2020) | | | Active(1) | 22 | 6 | 7 | -1 | -4.35% | 23 | 2 | 0 | | M,VP,SC | 4 | | | | |
| 89507 CUDDALORE SUPREME 10/25/2005 | | | | | | | | | | | | | | | | | | |
| Exc Award (06/30/2018) | | | Active | 21 | 4 | 3 | 1 | 5.00% | 21 | 2 | 4 | | T,M,VP,SC | 4 | | | | |
| 152492 Elavanasur Kottai Temple City 08/31/2022 | | | | | | | | | | | | | | | | | | |
| 137835 Eraiyr Karunai 05/23/2019 | | | Cancelled(8*) | 0 | 0 | 21 | -21 | -100.00% | 39 | 5 | 0 | | None | P,S,T,M,VP SC | 4 | | | |
| Exc Award (06/30/2020) | | | Active | 25 | 4 | 0 | 4 | 19.05% | 26 | | 0 | | M,VP,SC | 4 | | | | |
| 100789 GINGEE 12/11/2007 | | | | | | | | | | | | | | | | | | |
| Exc Award (06/30/2016, 06/30/2024) | | | Active | 61 | 0 | 2 | -2 | -3.17% | 72 | 6 | 4 | | N | T,M | 2 | | | |
| 62153 KACHIRAYAPALAYAM - VADAKKANANDAL 06/22/1999 | | | | | | | | | | | | | | | | | | |
| Exc Award (06/30/2016) | | | Active(1) | 28 | 0 | 0 | 0 | 0.00% | 35 | | 6 | | N | | 3 | | | |
| 66641 KALAMARUDUR 09/27/2002 | | | | | | | | | | | | | | | | | | |
| Exc Award (06/30/2016, 06/30/2017) | | | Active | 132 | 6 | 3 | 3 | 2.33% | 126 | 5 | 0 | | N | M | 0 | | | |
| 31095 KALLAKURICHI 07/10/1975 | | | | | | | | | | | | | | | | | | |
| Exc Award (06/30/2019, 06/30/2023, 06/30/2024) | | | Active | 71 | 15 | 9 | 6 | 9.23% | 77 | 4 | 0 | | N | | 0 | | | |
| 129624 Kallakurichi Nagaram 12/21/2016 | | | | | | | | | | | | | | | | | | |
| Exc Award (06/30/2018, 06/30/2020) | | | Active(1) | 19 | 0 | 1 | -1 | -5.00% | 24 | 2 | 4 | | M,VP,SC | 3 | | | | |
| 126411 Kandachipuram Kovil Nagaram 12/28/2015 | | | | | | | | | | | | | | | | | | |
| Exc Award (06/30/2017) | | | Active | 53 | 3 | 0 | 3 | 6.00% | 50 | | 2 | | N | P,M,VP,SC | 0 | | | |
| 40717 KATTUMANNARKOIL 12/08/1981 | | | | | | | | | | | | | | | | | | |
| Exc Award (06/30/2016, 06/30/2017, 06/30/2020) | | | Active | 21 | 0 | 1 | -1 | -4.55% | 24 | 2 | 5 | | N | P,SC | 4 | | | |
| 139220 Kattumannarkoil Cosmopolitan 08/08/2019 | | | | | | | | | | | | | | | | | | |
| 62452 MANALURPET 10/22/1999 | | | Active | 31 | 3 | 1 | 2 | 6.90% | 32 | 3 | 0 | | S,T,M,VP,SC | 2 | | | | |
| Exc Award (06/30/2016, 06/30/2017, 06/30/2020) | | | | | | | | | | | | | | | | | | |



Club Health Assessment for District 324 G through December 2024

| | | | Status | Membership | | | | | | | Reports | | | | | Finance | | LCIF |
|-------------|--|--------------|---|-----------------------------|-------------------|---------------------|----------------|---|----------------------------|--|-------------------------------------|------------------------------------|------------------------|---|--|-----------------|-----------------------------------|------|
| Club Number | Club Name | Charter Date | | Current Member Count | YTD Members Added | YTD Members Dropped | YTD Net Growth | YTD Net Growth% | Member Count 12 Months Ago | Avg. length of service for dropped members | Months Since Last MMR *** | Yrs. Since Last Officer Report | President Rotation | Vice President Reported **** | Months Since Last Activity Report *** | Account Balance | Donations for current Fiscal Year | |
| | | | Number of times on status quo within last two years | If below 15 members appears | | | | If net loss is greater than 20% appears | | | If no report in 3 months appears in | When more than one year appears in | Number of repeat terms | Notes the officers that do not have an active | If no report at 12 months appears in red | | | |
| 135399 | Mangalampettai Greens | 07/26/2018 | Active | 41 | 16 | 6 | 10 | 32.26% | 33 | 3 | 0 | | 2 | T,M,VP,SC | 4 | 90+ Days | \$527.10 | |
| 124187 | Melmalayanur Koil Nagaram | 02/18/2015 | Active | 29 | 1 | 0 | 1 | 3.57% | 27 | 3 | | | N | P,T | 1 | | | |
| | Exc Award (06/30/2016, 06/30/2017, 06/30/2018) | | | | | | | | | | | | | | | | | |
| 112094 | MOORARPALAM | 08/22/2011 | Cancelled(8*) | 0 | 0 | 20 | -20 | -100.00% | 20 | 9 | 0 | 1 | None | P,S,T,M,VP SC | 4 | | | |
| | Exc Award (06/30/2016) | | | | | | | | | | | | | | | | | |
| 125256 | Nainarpalayam | 06/22/2015 | Active | 34 | 4 | 1 | 3 | 9.68% | 42 | 8 | 1 | | | T,M,VP,SC | 4 | | | |
| | Exc Award (06/30/2016, 06/30/2019, 06/30/2020) | | | | | | | | | | | | | | | | | |
| 64040 | NELLIKUPPAM SWEET CITY | 03/05/2001 | Active | 19 | 0 | 0 | 0 | 0.00% | 24 | | 6 | | | N | P,T,M | | | 0 |
| | Exc Award (06/30/2017, 06/30/2019) | | | | | | | | | | | | | | | | | |
| 139410 | Neyveli | 08/08/2019 | Active(1) | 18 | 0 | 2 | -2 | -10.00% | 25 | 4 | 0 | | | N | P,S | | | 1 |
| | Exc Award (06/30/2020) | | | | | | | | | | | | | | | | | |
| 77597 | NEYVELI COSMOPOLITAN | 09/19/2003 | Active | 13 | 0 | 0 | 0 | 0.00% | 19 | | 3 | | | T,VP | 4 | | | |
| | Exc Award (06/30/2016, 06/30/2017, 06/30/2018) | | | | | | | | | | | | | | | | | |
| 67432 | NEYVELI DIAMOND CITY | 03/05/2003 | Active | 12 | 0 | 5 | -5 | -29.41% | 17 | 6 | 4 | | | P,T,M,VP,SC | 4 | | | |
| | Exc Award (06/30/2016, 06/30/2017, 06/30/2018) | | | | | | | | | | | | | | | | | |
| 105778 | NEYVELI ELITE | 06/12/2009 | Active | 24 | 0 | 0 | 0 | 0.00% | 29 | | 5 | | | T,M,VP,SC | 1 | | | |
| | Exc Award (06/30/2021, 06/30/2023) | | | | | | | | | | | | | | | | | |
| 54761 | NEYVELI LIGNITE CITY | 07/20/1993 | Active | 20 | 0 | 0 | 0 | 0.00% | 20 | | 3 | | 2 | R | P,VP,SC | 4 | | |
| | Exc Award (06/30/2016) | | | | | | | | | | | | | | | | | |
| 60555 | NEYVELI POWER CITY | 03/23/1998 | Active | 14 | 1 | 17 | -16 | -53.33% | 31 | 5 | 0 | | None | P,S,T,M,VP SC | 3 | | | |
| | Exc Award (06/30/2016, 06/30/2018, 06/30/2020) | | | | | | | | | | | | | | | | | |
| 128519 | Neyveli Solar City | 08/11/2016 | Active | 12 | 1 | 1 | 0 | 0.00% | 13 | 6 | 3 | | | N | | 0 | | |
| 117774 | NEYVELI VAARIYAR SWAMIGAL | 09/05/2012 | Active | 13 | 0 | 0 | 0 | 0.00% | 16 | | 6 | | | P,T,M,VP,SC | 4 | | | |
| 147392 | Palayamkottai Supreme | 07/07/2021 | Cancelled(8*) | 0 | 0 | 25 | -25 | -100.00% | 25 | 3 | 8 | 1 | None | P,S,T,M,VP SC | 4 | 90+ Days | | |
| 132891 | Pandalam Kolathur | 10/26/2017 | Active | 32 | 1 | 9 | -8 | -20.00% | 36 | 5 | 0 | | | N | T,M,VP,SC | 1 | | |
| | Exc Award (06/30/2018, 06/30/2020) | | | | | | | | | | | | | | | | | |
| 108943 | PANDALAM TEMPLE CITY | 07/21/2010 | Active | 30 | 2 | 1 | 1 | 3.45% | 30 | 14 | 5 | | | N | T,SC | 2 | | |
| 26439 | PANRUTI | 12/11/1972 | Active | 39 | 0 | 0 | 0 | 0.00% | 40 | | 5 | | | S,T,M,VP,SC | 5 | | | |



Club Health Assessment for District 324 G through December 2024

| | | | Status | Membership | | | | | | | Reports | | | | | Finance | | LCIF | | |
|---|-----------------------------|--------------|---|-----------------------------|-------------------|---------------------|----------------|-----------------|---|--|---------------------------|--------------------------------|--------------------|-------------------------------------|---------------------------------------|------------------------|---|--|--|--|
| Club Number | Club Name | Charter Date | | Current Member Count | YTD Members Added | YTD Members Dropped | YTD Net Growth | YTD Net Growth% | Member Count 12 Months Ago | Avg. length of service for dropped members | Months Since Last MMR *** | Yrs. Since Last Officer Report | President Rotation | Vice President Reported **** | Months Since Last Activity Report *** | Account Balance | Donations for current Fiscal Year | | | |
| | | | Number of times on status quo within last two years | If below 15 members appears | | | | | If net loss is greater than 20% appears | | | | | If no report in 3 months appears in | When more than one year appears in | Number of repeat terms | Notes the officers that do not have an active | If no report at 12 months appears in red | | |
| Exc Award (06/30/2016, 06/30/2018, 06/30/20 | | | | | | | | | | | | | | | | | | | | |
| 116689 | PANRUTI RENAISSANCE | 05/11/2012 | Active | 13 | 0 | 0 | 0 | 0.00% | 14 | | 5 | 1 | None | P,S,T,M,VP SC | 4 | | | | | |
| 47458 | PENNADAM | 06/08/1987 | Active | 56 | 9 | 0 | 9 | 19.15% | 45 | | 0 | | | N | 0 | | \$1,126.09 | | | |
| Exc Award (06/30/2016, 06/30/2019, 06/30/20 | | | | | | | | | | | | | | | | | | | | |
| 103672 | PONDICHERRY EXCELLENCE | 09/18/2008 | Active | 37 | 3 | 2 | 1 | 2.78% | 34 | 1 | 0 | | | VP,SC | 0 | | | | | |
| Exc Award (06/30/2017, 06/30/2018, 06/30/20 | | | | | | | | | | | | | | | | | | | | |
| 142885 | Pondicherry Aalayam | 09/10/2020 | Active(1) | 16 | 0 | 5 | -5 | -23.81% | 20 | 7 | 0 | | | R M | 4 | | | | | |
| Exc Award (06/30/2024) | | | | | | | | | | | | | | | | | | | | |
| 139033 | Pondicherry Auro Beach | 08/05/2019 | Cancelled(8*) | 0 | 0 | 13 | -13 | -100.00% | 13 | 6 | 0 | | None | P,S,T,M,VP SC | 4 | 90+ Days | | | | |
| Exc Award (06/30/2020) | | | | | | | | | | | | | | | | | | | | |
| 60370 | PONDICHERRY AURO CITY | 02/16/1998 | Active | 37 | 0 | 0 | 0 | 0.00% | 34 | | 6 | | 2 | T,M,VP,SC | 5 | | | | | |
| Exc Award (06/30/2016, 06/30/2017, 06/30/20 | | | | | | | | | | | | | | | | | | | | |
| 50869 | PONDICHERRY CENTRAL | 07/05/1990 | Active | 70 | 4 | 2 | 2 | 2.94% | 70 | 10 | 0 | | | M,VP,SC | 0 | | | | | |
| Exc Award (06/30/2016, 06/30/2017, 06/30/20 | | | | | | | | | | | | | | | | | | | | |
| 51566 | PONDICHERRY COSMOPOLITAN | 04/17/1991 | Active | 40 | 3 | 0 | 3 | 8.11% | 31 | | 3 | | | M,VP | 3 | | \$2,012.58 | | | |
| Exc Award (06/30/2016, 06/30/2017) | | | | | | | | | | | | | | | | | | | | |
| 56148 | PONDICHERRY FRENCH CITY | 10/12/1994 | Active(2) | 17 | 5 | 2 | 3 | 21.43% | 14 | 16 | 1 | | | T,M,VP,SC | 5 | | | | | |
| Exc Award (06/30/2016) | | | | | | | | | | | | | | | | | | | | |
| 127893 | Pondicherry Friends City | 06/15/2016 | Cancelled(8*) | 0 | 0 | 10 | -10 | -100.00% | 14 | 6 | 0 | | None | P,S,T,M,VP SC | 4 | 90+ Days | | | | |
| Exc Award (06/30/2017, 06/30/2019, 06/30/20 | | | | | | | | | | | | | | | | | | | | |
| 152148 | Pondicherry Greater | 08/12/2022 | Active(1) | 17 | 1 | 3 | -2 | -10.53% | 17 | 2 | 0 | | | S,T,M,VP,SC | 1 | | | | | |
| 135402 | Pondicherry Heritage | 09/18/2018 | Active(2) | 9 | 0 | 0 | 0 | 0.00% | 9 | | 0 | | | S,T,M,VP,SC | 4 | | | | | |
| 26442 | PONDICHERRY HOST | 12/27/1959 | Active | 49 | 4 | 5 | -1 | -2.00% | 52 | 2 | 0 | | | R P,S,T,VP | 0 | | | | | |
| Exc Award (06/30/2016, 06/30/2017, 06/30/20 | | | | | | | | | | | | | | | | | | | | |
| 95898 | PONDICHERRY KAVI BHARATHIAR | 02/09/2006 | Active | 23 | 3 | 7 | -4 | -14.81% | 25 | 5 | 0 | | | T,M,VP,SC | 0 | | \$1,036.29 | | | |
| Exc Award (06/30/2016, 06/30/2017, 06/30/20 | | | | | | | | | | | | | | | | | | | | |
| 152201 | Pondicherry Legends | 08/26/2022 | Active | 21 | 1 | 0 | 1 | 5.00% | 21 | | 3 | | | N T,M,SC | 3 | | | | | |



Club Health Assessment for District 324 G through December 2024

| | | | Status | Membership | | | | | | | Reports | | | | | Finance | | LCIF |
|-------------|--|--------------|---|-----------------------------|-------------------|---------------------|----------------|---|----------------------------|--|-------------------------------------|------------------------------------|------------------------|---|--|-----------------|-----------------------------------|------|
| Club Number | Club Name | Charter Date | | Current Member Count | YTD Members Added | YTD Members Dropped | YTD Net Growth | YTD Net Growth% | Member Count 12 Months Ago | Avg. length of service for dropped members | Months Since Last MMR *** | Yrs. Since Last Officer Report | President Rotation | Vice President Reported **** | Months Since Last Activity Report *** | Account Balance | Donations for current Fiscal Year | |
| | | | Number of times on status quo within last two years | If below 15 members appears | | | | If net loss is greater than 20% appears | | | If no report in 3 months appears in | When more than one year appears in | Number of repeat terms | Notes the officers that do not have an active | If no report at 12 months appears in red | | | |
| 99965 | PONDICHERRY LIGHT HOUSE Exc Award (06/30/2016, 06/30/2020, 06/30/20 | 08/02/2007 | Active | 22 | 0 | 6 | -6 | -21.43% | 27 | 6 | 5 | | | S,M,VP,SC | 0 | 90+ Days | | |
| 63721 | PONDICHERRY MILLENNIUM Exc Award (06/30/2016, 06/30/2017, 06/30/20 | 11/28/2000 | Active | 52 | 1 | 26 | -25 | -32.47% | 75 | 6 | 0 | | N | P,T,VP | 4 | | | |
| 63620 | PONDICHERRY PORT Exc Award (06/30/2016) | 10/09/2000 | Active | 5 | 0 | 0 | 0 | 0.00% | 5 | | 1 | 1 | None | P,S,T,M,VP SC | 4 | | | |
| 150448 | Pondicherry Supreme Exc Award (06/30/2024) | 04/07/2022 | Active | 18 | 3 | 0 | 3 | 20.00% | 16 | | 5 | | | S,T,M,VP,SC | 1 | | | |
| 103641 | PONDICHERRY VEDAPURI Exc Award (06/30/2017, 06/30/2020) | 09/16/2008 | Active | 15 | 0 | 0 | 0 | 0.00% | 16 | | 6 | | | T,M,VP,SC | 5 | | | |
| 99859 | PORTONOVO Exc Award (06/30/2017, 06/30/2021) | 06/29/2007 | Active | 27 | 1 | 2 | -1 | -3.57% | 28 | 6 | 0 | | | M,VP,SC | 1 | | | |
| 152598 | Rettanai Rivers | 09/19/2022 | Cancelled(8*) | 0 | 0 | 22 | -22 | -100.00% | 22 | 2 | 0 | | None | P,S,T,M,VP SC | 4 | | | |
| 98247 | SANKARAPURAM TOWN Exc Award (06/30/2016, 06/30/2018, 06/30/20 | 01/05/2007 | Active | 36 | 0 | 0 | 0 | 0.00% | 37 | | 0 | 1 | None | P,S,T,M,VP SC | 4 | | | |
| 45472 | SETHIATHOPE Exc Award (06/30/2016, 06/30/2017, 06/30/20 | 10/08/1985 | Active | 31 | 0 | 1 | -1 | -3.13% | 36 | 2 | 0 | | R | M,VP,SC | 0 | | | |
| 106404 | SRIMUSHNAM Exc Award (06/30/2016, 06/30/2022, 06/30/20 | 08/26/2009 | Active | 79 | 0 | 5 | -5 | -5.95% | 81 | 6 | 3 | | | T,M,VP,SC | 2 | | | |
| 147395 | Srimushnam Nala Exc Award (06/30/2023, 06/30/2024) | 08/27/2021 | Active | 38 | 1 | 0 | 1 | 2.70% | 37 | | 3 | | | S,T,M,VP,SC | 0 | | | |
| 67581 | THIRUKKANUR Exc Award (06/30/2016, 06/30/2017, 06/30/20 | 03/25/2003 | Active | 62 | 21 | 0 | 21 | 51.22% | 39 | | 2 | | | T,M,VP,SC | 2 | | | |
| 151896 | Thirukkanur Temple City | 07/22/2022 | Active | 18 | 4 | 0 | 4 | 28.57% | 20 | | 1 | | | S,T,M,VP,SC | 0 | | | |
| 98618 | THIRUVENNAINALLUR SANGAMAM Exc Award (06/30/2016, 06/30/2018) | 02/20/2007 | Cancelled(8*) | 0 | 0 | 16 | -16 | -100.00% | 16 | 9 | 2 | | None | P,S,T,M,VP SC | 5 | 90+ Days | | |
| 58171 | THIYAGADURGAM Exc Award (06/30/2016, 06/30/2017, 06/30/20 | 04/23/1996 | Active(1) | 54 | 1 | 1 | 0 | 0.00% | 59 | 9 | 1 | | N | S,M | 4 | | | |




Club Health Assessment for District 324 G through December 2024

| | | | Status | Membership | | | | | | Reports | | | | | Finance | | LCIF |
|---|-------------------------|--------------|---|-----------------------------|-------------------|---------------------|----------------|---|----------------------------|--|-------------------------------------|------------------------------------|------------------------|---|--|-----------------|-----------------------------------|
| Club Number | Club Name | Charter Date | | Current Member Count | YTD Members Added | YTD Members Dropped | YTD Net Growth | YTD Net Growth% | Member Count 12 Months Ago | Avg. length of service for dropped members | Months Since Last MMR *** | Yrs. Since Last Officer Report | President Rotation | Vice President Reported **** | Months Since Last Activity Report *** | Account Balance | Donations for current Fiscal Year |
| | | | Number of times on status quo within last two years | If below 15 members appears | | | | If net loss is greater than 20% appears | | | If no report in 3 months appears in | When more than one year appears in | Number of repeat terms | Notes the officers that do not have an active | If no report at 12 months appears in red | | |
| 26451 | TINDIVANAM | 02/20/1973 | Active | 52 | 15 | 0 | 15 | 40.54% | 36 | | 1 | | | N | P,VP | 2 | |
| Exc Award (06/30/2017, 06/30/2018, 06/30/20 | | | | | | | | | | | | | | | | | |
| 142016 | Tindivanam Challengers | 07/10/2020 | Active(1) | 22 | 0 | 0 | 0 | 0.00% | 22 | | 8 | | | | P,M,VP,SC | 4 | |
| 64144 | TINDIVANAM MANILA NAGAR | 04/03/2001 | Active | 56 | 3 | 0 | 3 | 5.66% | 53 | | 2 | | | R | M,VP,SC | 0 | |
| Exc Award (06/30/2016, 06/30/2018, 06/30/20 | | | | | | | | | | | | | | | | | |
| 109333 | TINDIVANAM NANBARGAL | 09/27/2010 | Active(1) | 29 | 4 | 4 | 0 | 0.00% | 31 | 7 | 0 | | | R | P,VP | 0 | |
| Exc Award (06/30/2017) | | | | | | | | | | | | | | | | | |
| 123286 | Tindivanam Service | 10/07/2014 | Active(1) | 32 | 0 | 1 | -1 | -3.03% | 35 | 7 | 0 | | | R | P | 1 | |
| Exc Award (06/30/2016, 06/30/2017, 06/30/20 | | | | | | | | | | | | | | | | | |
| 55836 | TIRUKOILUR TEMPLE CITY | 06/13/1994 | Active | 40 | 0 | 0 | 0 | 0.00% | 40 | | 8 | | | | T,M,VP,SC | 3 | |
| Exc Award (06/30/2016, 06/30/2018, 06/30/20 | | | | | | | | | | | | | | | | | |
| 135400 | Tirukoilur Town | 07/26/2018 | Active | 32 | 4 | 0 | 4 | 14.29% | 27 | | 1 | | | | M,VP,SC | 1 | |
| 46561 | TITTAGUDI | 09/11/1986 | Active(1) | 26 | 2 | 4 | -2 | -7.14% | 25 | 2 | 1 | | | | P,T,M,VP | 0 | |
| Exc Award (06/30/2020) | | | | | | | | | | | | | | | | | |
| 38748 | ULUNDURPET | 06/25/1980 | Active | 48 | 0 | 0 | 0 | 0.00% | 57 | | 1 | | | N | S,T,VP | 4 | |
| Exc Award (06/30/2017, 06/30/2018) | | | | | | | | | | | | | | | | | |
| 26461 | Vadalur Host | 08/21/1972 | Active | 26 | 3 | 0 | 3 | 13.04% | 27 | | 4 | | | | M,VP,SC | 2 | |
| Exc Award (06/30/2016, 06/30/2020) | | | | | | | | | | | | | | | | | |
| 118935 | VADALURE NEW THOUGHT | 03/13/2013 | Active(1) | 13 | 2 | 0 | 2 | 18.18% | 16 | | 5 | | | R | P,S,M,VP,SC | 5 | |
| Exc Award (06/30/2016) | | | | | | | | | | | | | | | | | |
| 64719 | VIKRAVANDI | 10/18/2001 | Active(2) | 20 | 0 | 0 | 0 | 0.00% | 22 | | 6 | | | | M,VP,SC | 4 | |
| Exc Award (06/30/2016) | | | | | | | | | | | | | | | | | |
| 151372 | Villupuram City | 06/28/2022 | Active | 19 | 8 | 2 | 6 | 46.15% | 25 | 6 | 1 | | | R | S | 2 | |
| 26464 | VILLUPURAM HOST | 10/27/1968 | Active | 56 | 0 | 6 | -6 | -9.68% | 61 | 7 | 0 | | | N | M,SC | 1 | |
| Exc Award (06/30/2016, 06/30/2017, 06/30/20 | | | | | | | | | | | | | | | | | |
| 66812 | VILLUPURAM JUNCTION | 11/11/2002 | Active | 52 | 5 | 1 | 4 | 8.33% | 50 | 22 | 0 | | | R | M | 0 | \$1,006.29 |
| Exc Award (06/30/2016, 06/30/2019) | | | | | | | | | | | | | | | | | |
| 106208 | VILLUPURAM KAAMADHENU | 08/11/2009 | Active | 51 | 6 | 5 | 1 | 2.00% | 47 | 3 | 0 | | | N | P,T,M,SC | 0 | \$646.90 |
| Exc Award (06/30/2017, 06/30/2018, 06/30/20 | | | | | | | | | | | | | | | | | |



Club Health Assessment for District 324 G through December 2024

|  | | | Status | Membership | | | | | | Reports | | | | | Finance | LCIF | |
|--|--|--------------|---|-----------------------------|-------------------|---------------------|----------------|---|----------------------------|--|-------------------------------------|------------------------------------|------------------------|---|--|-----------------|-----------------------------------|
| Club Number | Club Name | Charter Date | | Current Member Count | YTD Members Added | YTD Members Dropped | YTD Net Growth | YTD Net Growth% | Member Count 12 Months Ago | Avg. length of service for dropped members | Months Since Last MMR *** | Yrs. Since Last Officer Report | President Rotation | Vice President Reported **** | Months Since Last Activity Report *** | Account Balance | Donations for current Fiscal Year |
| | | | Number of times on status quo within last two years | If below 15 members appears | | | | If net loss is greater than 20% appears | | | If no report in 3 months appears in | When more than one year appears in | Number of repeat terms | Notes the officers that do not have an active | If no report at 12 months appears in red | | |
| 112097 | VILLUPURAM SANGAMAM | 08/22/2011 | Active | 76 | 1 | 0 | 1 | 1.33% | 103 | | 5 | | | R | 0 | | |
| | Exc Award (06/30/2016, 06/30/2017, 06/30/2018) | | | | | | | | | | | | | | | | |
| 128302 | Villupuram Supreme | 07/18/2016 | Active | 14 | 7 | 0 | 7 | 100.00% | 16 | | 4 | | | S,T,M,VP,SC | 4 | | |
| | Exc Award (06/30/2018, 06/30/2022) | | | | | | | | | | | | | | | | |
| 99291 | VRIDDHACHALAM AALAYAM | 05/01/2007 | Active(1) | 15 | 0 | 0 | 0 | 0.00% | 20 | | 2 | | | S,M,VP,SC | 4 | | |
| | Exc Award (06/30/2016, 06/30/2017, 06/30/2018) | | | | | | | | | | | | | | | | |
| 26465 | Vriddhachalam Host | 03/28/1973 | Active | 88 | 5 | 4 | 1 | 1.15% | 86 | 11 | 1 | | | M,VP,SC | 2 | | |
| | Exc Award (06/30/2016, 06/30/2019, 06/30/2020) | | | | | | | | | | | | | | | | |
| 68558 | VRIDDHACHALAM SUPREME | 04/15/2003 | Active(3) | 28 | 1 | 6 | -5 | -15.15% | 33 | 10 | 0 | | | N P,S,T,VP | 5 | | |
| | Exc Award (06/30/2018, 06/30/2022, 06/30/2023) | | | | | | | | | | | | | | | | |
| 56438 | VRIDDHACHALAM TEMPLE CITY | 01/16/1995 | Active | 19 | 0 | 0 | 0 | 0.00% | 23 | | 5 | | | N M | 5 | | |
| | Exc Award (06/30/2016, 06/30/2020) | | | | | | | | | | | | | | | | |
| 105439 | VRIDHACHALAM COSMOPOLITAN | 05/12/2009 | Active | 16 | 0 | 0 | 0 | 0.00% | 23 | | 2 | | | M,VP,SC | 4 | | |


Clubs Cancelled Previous Fiscal Year – Clubs Cancelled within last 12 months may be reinstated

| Club Number | Club Name | Charter Date | Current Status* | Cancellation Date |
|-------------|------------------------|--------------|-----------------|-------------------|
| 148399 | Aladi Ayries | 09/27/2021 | Cancelled(8*) | 12/29/2023 |
| 143020 | Chidambaram Excellence | 09/30/2020 | Cancelled(8*) | 08/29/2023 |
| 84030 | CUDDALORE BHARATHI | 08/17/2004 | Cancelled(8*) | 01/29/2024 |
| 101617 | PUDUPATTU | 03/27/2008 | Cancelled(8*) | 12/29/2023 |

| Current Total Clubs Count | YTD New Clubs Count | YTD Cancelled Clubs Count | YTD Net Club Gain | Current Total Members Count | YTD Add | YTD Drop | YTD Net Growth | YTD Net Growth % | Member Count 12 Months Ago | Average Member Count Per Club | % of Clubs with less than 20 members | % No MMR in 3 Months | % No Officer Report in 12 Months | % of Clubs with balance 90+ days | Number of Clubs in Status Quo | % Status Quo Clubs in Financial Suspension | Number of Cancelled Clubs | Average Cancelled Club Age | Members Lost Due to Cancellation | % of Clubs Cancelled for Non-Financial Reasons |
|---------------------------|---------------------|---------------------------|-------------------|-----------------------------|---------|----------|----------------|------------------|----------------------------|-------------------------------|--------------------------------------|----------------------|----------------------------------|----------------------------------|-------------------------------|--|---------------------------|----------------------------|----------------------------------|--|
| 109 | 6 | 10 | -4 | 3,441 | 391 | 413 | -22 | -0.64% | 3,640 | 32 | 25% | 42% | 6% | 2% | 0 | 0% | 10 | 10 | 186 | -40% |



Club Health Assessment for District 324 G through December 2024

|  | | | Status | Membership | | | | | | | Reports | | | | | Finance | LCIF |
|--|-----------|--------------|---|-----------------------------|-------------------|---------------------|----------------|---|----------------------------|--|-------------------------------------|------------------------------------|------------------------|---|--|-----------------|-----------------------------------|
| Club Number | Club Name | Charter Date | | Current Member Count | YTD Members Added | YTD Members Dropped | YTD Net Growth | YTD Net Growth% | Member Count 12 Months Ago | Avg. length of service for dropped members | Months Since Last MMR *** | Yrs. Since Last Officer Report | President Rotation | Vice President Reported **** | Months Since Last Activity Report *** | Account Balance | Donations for current Fiscal Year |
| | | | Number of times on status quo within last two years | If below 15 members appears | | | | If net loss is greater than 20% appears | | | If no report in 3 months appears in | When more than one year appears in | Number of repeat terms | Notes the officers that do not have an active | If no report at 12 months appears in red | | |

* - P - Priority Club. Cancellation Reasons: 1-Objectives/conduct, 2-Non-active club, 5-Non-existing club, 6-Disbanding, 7-Merger, 8-Financial Suspension, 9-District/Multiple District Dues.
** - Abbreviation: P-President, S-Secretary, T-Treasurer, M-Member Chairperson, VP-First Vice President, MC-Communications Chairperson, SC-Service Chairperson
*** - Abbreviation: N/R - Never reported using the Lions Clubs website, N/A - Not applicable, No password registered for the Lions Clubs website.
**** - Abbreviation: N - New, IP - Immediate Past, R - Repeat.



Club Health Assessment for District 324 H through December 2024

| | | | Status | Membership | | | | | | | Reports | | | | | Finance | | LCIF |
|-------------------------------|--------------------------------|--------------|---|-----------------------------|-------------------|---------------------|----------------|-----------------|---|--|---------------------------|-------------------------------------|------------------------------------|------------------------------|---|--|-----------------------------------|------|
| Club Number | Club Name | Charter Date | | Current Member Count | YTD Members Added | YTD Members Dropped | YTD Net Growth | YTD Net Growth% | Member Count 12 Months Ago | Avg. length of service for dropped members | Months Since Last MMR *** | Yrs. Since Last Officer Report | President Rotation | Vice President Reported **** | Months Since Last Activity Report *** | Account Balance | Donations for current Fiscal Year | |
| | | | Number of times on status quo within last two years | If below 15 members appears | | | | | If net loss is greater than 20% appears | | | If no report in 3 months appears in | When more than one year appears in | Number of repeat terms | Notes the officers that do not have an active | If no report at 12 months appears in red | | |
| Clubs less than two years old | | | | | | | | | | | | | | | | | | |
| 156252 | Ammoor | 10/25/2023 | Active | 35 | 0 | 0 | 0 | 0.00% | 29 | | 3 | | 2 | M,VP,SC | 3 | | | |
| Exc Award (06/30/2024) | | | | | | | | | | | | | | | | | | |
| 153539 | Arcot Vivekananda | 03/14/2023 | Active | 20 | 0 | 0 | 0 | 0.00% | 20 | | 8 | 1 | None | P,S,T,M,VP SC | 11 | 90+ Days | | |
| 153425 | Banavaram Green Forest | 03/24/2023 | Cancelled(8*) | 0 | 0 | 13 | -13 | -100.00% | 20 | 2 | 0 | 1 | None | P,S,T,M,VP SC | 17 | 90+ Days | | |
| 178761 | Chinna Kanchipuram Udhayam | 10/04/2024 | Newly Chartered | 20 | 20 | 0 | 20 | 100.00% | 0 | | 2 | | | M,VP,SC | N/A | | | |
| 155093 | Gajalnaickenpatti | 07/07/2023 | Active | 38 | 4 | 4 | 0 | 0.00% | 35 | 1 | 0 | | | R T | 0 | | \$20.01 | |
| Exc Award (06/30/2024) | | | | | | | | | | | | | | | | | | |
| 153540 | Gudiyatham National Flag | 01/27/2023 | Cancelled(8*) | 0 | 0 | 26 | -26 | -100.00% | 26 | 2 | 0 | 1 | None | P,S,T,M,VP SC | 11 | 90+ Days | | |
| Exc Award (06/30/2023) | | | | | | | | | | | | | | | | | | |
| 171463 | Jolarpet Train Town | 05/16/2024 | Active | 21 | 0 | 0 | 0 | 0.00% | 0 | | 7 | | None | P,S,T,M,VP SC | 4 | | | |
| Exc Award (06/30/2024) | | | | | | | | | | | | | | | | | | |
| 174474 | Kanchipuram Greater City | 09/13/2024 | Newly Chartered | 20 | 20 | 0 | 20 | 100.00% | 0 | | 3 | | | M,VP,SC | N/R | 90+ Days | | |
| 157532 | Kanchipuram Handloom City | 02/22/2024 | Active | 16 | 2 | 7 | -5 | -23.81% | 0 | 2 | 0 | | 2 | S,M,VP,SC | 0 | | | |
| Exc Award (06/30/2024) | | | | | | | | | | | | | | | | | | |
| 153542 | Kanchipuram Mamallan | 01/20/2023 | Active | 22 | 1 | 0 | 1 | 4.76% | 23 | | 5 | | | N T,M,VP,SC | 0 | | | |
| Exc Award (06/30/2024) | | | | | | | | | | | | | | | | | | |
| 171320 | Kanchipuram Vidiyal | 05/27/2024 | Active | 20 | 0 | 0 | 0 | 0.00% | 0 | | 5 | | 2 | T,M,VP,SC | 3 | 90+ Days | | |
| 174313 | Katpadi Pasumai | 07/23/2024 | Active | 20 | 20 | 0 | 20 | 100.00% | 0 | | 5 | | | M,VP,SC | 0 | | | |
| 172317 | Madapalli | 06/20/2024 | Active | 20 | 5 | 8 | -3 | -13.04% | 0 | 0 | 2 | | 2 | M,VP,SC | 0 | | | |
| 157120 | Oragadam Industrial Town | 01/08/2024 | Cancelled(8*) | 0 | 1 | 21 | -20 | -100.00% | 0 | 1 | 3 | | None | P,S,T,M,VP SC | 2 | 90+ Days | | |
| 155811 | Paradarami | 09/18/2023 | Active(1) | 20 | 0 | 0 | 0 | 0.00% | 20 | | 3 | 1 | None | P,S,T,M,VP SC | N/R | | | |
| Exc Award (06/30/2024) | | | | | | | | | | | | | | | | | | |
| 175944 | Podaturpet Subramanya Bharathi | 08/20/2024 | Active | 20 | 20 | 0 | 20 | 100.00% | 0 | | 4 | | | M,VP,SC | N/A | 90+ Days | | |
| 154260 | Ranipet King Makers | 05/02/2023 | Cancelled(8*) | 0 | 0 | 22 | -22 | -100.00% | 22 | 2 | 0 | 1 | None | P,S,T,M,VP SC | 7 | 90+ Days | | |
| 172402 | Sholinghur Temple City | 06/21/2024 | Active | 20 | 0 | 0 | 0 | 0.00% | 0 | | 6 | | | M,VP,SC | 0 | | | |



Club Health Assessment for District 324 H through December 2024

| | | | Status | Membership | | | | | | | Reports | | | | | Finance | | LCIF |
|---|-------------------------------------|--------------|---|-----------------------------|-------------------|---------------------|----------------|---|----------------------------|--|-------------------------------------|------------------------------------|------------------------|---|--|-----------------|-----------------------------------|------|
| Club Number | Club Name | Charter Date | | Current Member Count | YTD Members Added | YTD Members Dropped | YTD Net Growth | YTD Net Growth% | Member Count 12 Months Ago | Avg. length of service for dropped members | Months Since Last MMR *** | Yrs. Since Last Officer Report | President Rotation | Vice President Reported **** | Months Since Last Activity Report *** | Account Balance | Donations for current Fiscal Year | |
| | | | Number of times on status quo within last two years | If below 15 members appears | | | | If net loss is greater than 20% appears | | | If no report in 3 months appears in | When more than one year appears in | Number of repeat terms | Notes the officers that do not have an active | If no report at 12 months appears in red | | | |
| 172336 | Tirupattur Bright | 06/22/2024 | Active | 21 | 6 | 5 | 1 | 5.00% | 0 | 0 | 0 | | 2 | N | VP,SC | 0 | 90+ Days | |
| 173729 | Tirupattur Jawadhhu | 07/12/2024 | Active | 24 | 24 | 0 | 24 | 100.00% | 0 | | 2 | | | | T,M,VP,SC | 0 | | |
| 172329 | Vellore Professional | 06/21/2024 | Active | 18 | 1 | 3 | -2 | -10.00% | 0 | 0 | 0 | | 2 | | M,VP,SC | 2 | | |
| 175289 | Vellore Royals | 07/19/2024 | Active | 21 | 21 | 0 | 21 | 100.00% | 0 | | 5 | | | | M,VP,SC | 2 | | |
| Clubs more than two years old | | | | | | | | | | | | | | | | | | |
| 26406 | AMBUR | 03/21/1972 | Active | 64 | 0 | 6 | -6 | -8.57% | 68 | 8 | 0 | | | N | | 0 | 90+ Days | |
| Exc Award (06/30/2017, 06/30/2018, 06/30/20 | | | | | | | | | | | | | | | | | | |
| 85956 | AMMAIYARKUPPAM KURAL NERI | 03/22/2005 | Active | 40 | 9 | 0 | 9 | 29.03% | 31 | | 3 | | | | S,T,M,VP,SC | 5 | | |
| Exc Award (06/30/2017, 06/30/2021, 06/30/20 | | | | | | | | | | | | | | | | | | |
| 151751 | Ammaiyarkuppam Vallalar | 07/19/2022 | Cancelled(8*) | 0 | 0 | 17 | -17 | -100.00% | 17 | 2 | 0 | 1 | None | | P,S,T,M,VP SC | 14 | | |
| Exc Award (06/30/2024) | | | | | | | | | | | | | | | | | | |
| 116235 | ARAKKONAM CROWN | 03/05/2012 | Active | 21 | 0 | 2 | -2 | -8.70% | 23 | 9 | 0 | | | N | P,SC | 2 | | |
| Exc Award (06/30/2018, 06/30/2021, 06/30/20 | | | | | | | | | | | | | | | | | | |
| 117467 | ARAKKONAM EDUCATION WORLD | 07/26/2012 | Active | 20 | 0 | 0 | 0 | 0.00% | 20 | | 8 | | | N | M | 15 | | |
| Exc Award (06/30/2021, 06/30/2022) | | | | | | | | | | | | | | | | | | |
| 62653 | ARAKKONAM INDIAN NAVAL CITY | 01/03/2000 | Active | 57 | 6 | 0 | 6 | 11.76% | 53 | | 3 | | | N | T,M | 0 | | |
| Exc Award (06/30/2018, 06/30/2019, 06/30/20 | | | | | | | | | | | | | | | | | | |
| 62478 | ARAKKONAM JUNCTION | 11/08/1999 | Active | 49 | 0 | 2 | -2 | -3.92% | 52 | 4 | 3 | | | N | T,M | 0 | \$1,629.22 | |
| Exc Award (06/30/2017, 06/30/2018, 06/30/20 | | | | | | | | | | | | | | | | | | |
| 62431 | ARCOT | 10/18/1999 | Active | 17 | 0 | 2 | -2 | -10.53% | 20 | 15 | 0 | | | | P,S,T,M,VP SC | 4 | | |
| Exc Award (06/30/2017) | | | | | | | | | | | | | | | | | | |
| 135403 | Arcot Delhi Gate | 07/17/2018 | Active(1) | 18 | 1 | 4 | -3 | -14.29% | 33 | 7 | 0 | | | N | S,T,M,VP,SC | 11 | 90+ Days | |
| Exc Award (06/30/2019, 06/30/2022, 06/30/20 | | | | | | | | | | | | | | | | | | |
| 151753 | Athimanjeripet Nellikundram Murugan | 07/13/2022 | Active(1) | 20 | 0 | 0 | 0 | 0.00% | 20 | | 3 | | | | M,VP,SC | N/A | | |
| Exc Award (06/30/2024) | | | | | | | | | | | | | | | | | | |
| 144092 | Chinna Kanchipuram | 12/21/2020 | Active | 27 | 0 | 6 | -6 | -18.18% | 36 | 4 | 0 | | 2 | R | S,T,SC | 3 | | |
| Exc Award (06/30/2021, 06/30/2022, 06/30/20 | | | | | | | | | | | | | | | | | | |



Club Health Assessment for District 324 H through December 2024

| | | | Status | Membership | | | | | | | Reports | | | | | Finance | | LCIF |
|--|---------------------------|--------------|---|-----------------------------|-------------------|---------------------|----------------|---|----------------------------|--|-------------------------------------|------------------------------------|------------------------|------------------------------|---|--|-----------------------------------|------|
| Club Number | Club Name | Charter Date | | Current Member Count | YTD Members Added | YTD Members Dropped | YTD Net Growth | YTD Net Growth% | Member Count 12 Months Ago | Avg. length of service for dropped members | Months Since Last MMR *** | Yrs. Since Last Officer Report | President Rotation | Vice President Reported **** | Months Since Last Activity Report *** | Account Balance | Donations for current Fiscal Year | |
| | | | Number of times on status quo within last two years | If below 15 members appears | | | | If net loss is greater than 20% appears | | | If no report in 3 months appears in | When more than one year appears in | Number of repeat terms | | Notes the officers that do not have an active | If no report at 12 months appears in red | | |
| 144295 | Gudiyattam Ponmanam | 12/24/2020 | Cancelled(8*) | 0 | 0 | 19 | -19 | -100.00% | 18 | 4 | 4 | | None | P,S,T,M,VP SC | 14 | 90+ Days | | |
| Exc Award (06/30/2021, 06/30/2022) | | | | | | | | | | | | | | | | | | |
| 149915 | Gudiyattam Rainbow | 02/28/2022 | Cancelled(8*) | 0 | 0 | 23 | -23 | -100.00% | 25 | 3 | 0 | | None | P,S,T,M,VP SC | 8 | 90+ Days | | |
| Exc Award (06/30/2022) | | | | | | | | | | | | | | | | | | |
| 63714 | GUDIYATTAM TOWN | 11/28/2000 | Active | 51 | 3 | 1 | 2 | 4.08% | 48 | 4 | 0 | | | N T | 0 | | \$2,012.57 | |
| Exc Award (06/30/2017, 06/30/2018, 06/30/2020) | | | | | | | | | | | | | | | | | | |
| 140936 | Kadambathur | 02/12/2020 | Active(1) | 22 | 4 | 13 | -9 | -29.03% | 31 | 3 | 1 | | IP | T,M,VP,SC | 0 | | | |
| Exc Award (06/30/2021, 06/30/2022) | | | | | | | | | | | | | | | | | | |
| 53715 | KANCHEEPURAM ANCIENT CITY | 09/28/1992 | Active | 25 | 0 | 4 | -4 | -13.79% | 36 | 10 | 0 | | | M,VP,SC | 3 | | | |
| Exc Award (06/30/2017) | | | | | | | | | | | | | | | | | | |
| 108740 | KANCHEEPURAM ASHOKNAGAR | 06/28/2010 | Active | 34 | 0 | 0 | 0 | 0.00% | 35 | | 2 | | | M,VP,SC | 0 | | \$407.30 | |
| Exc Award (06/30/2017, 06/30/2018) | | | | | | | | | | | | | | | | | | |
| 26421 | KANCHEEPURAM HOST | 01/22/1966 | Active | 120 | 2 | 8 | -6 | -4.76% | 148 | 11 | 0 | | N | M,SC | 0 | | \$2,036.53 | |
| Exc Award (06/30/2017, 06/30/2018, 06/30/2020) | | | | | | | | | | | | | | | | | | |
| 49563 | KANCHEEPURAM SILK CITY | 05/30/1989 | Active | 26 | 0 | 0 | 0 | 0.00% | 35 | | 6 | | | M,VP,SC | 3 | | \$1,629.22 | |
| Exc Award (06/30/2021, 06/30/2022) | | | | | | | | | | | | | | | | | | |
| 48695 | KANCHEEPURAM TEMPLE CITY | 06/01/1988 | Active | 46 | 4 | 4 | 0 | 0.00% | 46 | 6 | 2 | | R | | 1 | | \$349.80 | |
| Exc Award (06/30/2018, 06/30/2020, 06/30/2022) | | | | | | | | | | | | | | | | | | |
| 125711 | Kanchipuram Abdul Kalam | 09/08/2015 | Active | 12 | 0 | 8 | -8 | -40.00% | 20 | 5 | 0 | | | P,S,T,M,VP SC | 2 | | | |
| Exc Award (06/30/2022, 06/30/2024) | | | | | | | | | | | | | | | | | | |
| 147391 | Kanchipuram Amudha Surabi | 07/22/2021 | Cancelled(8*) | 0 | 0 | 21 | -21 | -100.00% | 21 | 3 | 7 | | None | P,S,T,M,VP SC | 8 | 90+ Days | | |
| Exc Award (06/30/2022) | | | | | | | | | | | | | | | | | | |
| 125608 | Kanchipuram Anna | 08/12/2015 | Active | 26 | 0 | 3 | -3 | -10.34% | 33 | 3 | 1 | | | M,VP,SC | 0 | | \$3,427.35 | |
| Exc Award (06/30/2017, 06/30/2021, 06/30/2022) | | | | | | | | | | | | | | | | | | |
| 131865 | Kanchipuram Centennial | 07/03/2017 | Active | 20 | 0 | 0 | 0 | 0.00% | 18 | | 3 | | R | S,T,M,VP,SC | 2 | | | |
| Exc Award (06/30/2018, 06/30/2022) | | | | | | | | | | | | | | | | | | |
| 152227 | Kanchipuram Crescent | 08/23/2022 | Active | 22 | 7 | 3 | 4 | 22.22% | 21 | 2 | 0 | | N | M,SC | 0 | | | |
| Exc Award (06/30/2024) | | | | | | | | | | | | | | | | | | |



Club Health Assessment for District 324 H through December 2024

| | | | Status | Membership | | | | | | | Reports | | | | | Finance | | LCIF |
|-------------|--|--------------|---|-----------------------------|-------------------|---------------------|----------------|-----------------|---|--|---------------------------|-------------------------------------|------------------------------------|------------------------------|---|--|-----------------------------------|------|
| Club Number | Club Name | Charter Date | | Current Member Count | YTD Members Added | YTD Members Dropped | YTD Net Growth | YTD Net Growth% | Member Count 12 Months Ago | Avg. length of service for dropped members | Months Since Last MMR *** | Yrs. Since Last Officer Report | President Rotation | Vice President Reported **** | Months Since Last Activity Report *** | Account Balance | Donations for current Fiscal Year | |
| | | | Number of times on status quo within last two years | If below 15 members appears | | | | | If net loss is greater than 20% appears | | | If no report in 3 months appears in | When more than one year appears in | Number of repeat terms | Notes the officers that do not have an active | If no report at 12 months appears in red | | |
| 153277 | Kanchipuram Health and Wealth Exc Award (06/30/2024) | 12/22/2022 | Active | 20 | 0 | 0 | 0 | 0.00% | 21 | | 5 | | | | S,M,VP,SC | 1 | | |
| 58296 | KANCHIPURAM HELEN KELLER Exc Award (06/30/2016, 06/30/2017, 06/30/20 | 05/13/1996 | Active | 40 | 3 | 1 | 2 | 5.26% | 42 | 36 | 0 | | | | VP,SC | 0 | \$2,192.25 | |
| 126079 | KANCHIPURAM HISTORICAL CITY Exc Award (06/30/2017, 06/30/2019, 06/30/20 | 12/28/2015 | Active | 45 | 2 | 0 | 2 | 4.65% | 46 | | 4 | | | R | T,M,VP | 0 | | |
| 120261 | Kanchipuram Mahathma Exc Award (06/30/2021, 06/30/2022, 06/30/20 | 09/04/2013 | Active | 19 | 0 | 3 | -3 | -13.64% | 26 | 5 | 0 | | | | S,M,VP,SC | 0 | | |
| 50729 | KANCHIPURAM PALLAVAN CITY Exc Award (06/30/2018, 06/30/2019, 06/30/20 | 06/21/1990 | Active | 60 | 3 | 7 | -4 | -6.25% | 61 | 10 | 0 | | | N | T,SC | 0 | \$2,563.62 | |
| 151755 | Kanchipuram Uravugal | 10/13/2022 | Cancelled(8*) | 0 | 0 | 20 | -20 | -100.00% | 20 | 2 | 0 | | None | | P,S,T,M,VP SC | N/A | 90+ Days | |
| 147364 | Kanchipuram Vallal Exc Award (06/30/2024) | 07/26/2021 | Active | 14 | 0 | 0 | 0 | 0.00% | 15 | | 6 | | | | P,S,T,M,VP SC | 2 | | |
| 102465 | KATPADI Exc Award (06/30/2017, 06/30/2018, 06/30/20 | 06/18/2008 | Active | 30 | 1 | 1 | 0 | 0.00% | 41 | 1 | 5 | | | | P,T,M,VP,SC | 5 | | |
| 145651 | Katpadi Junction | 03/24/2021 | Active | 8 | 3 | 5 | -2 | -20.00% | 12 | 4 | 0 | | 4 | | T,M,VP,SC | 1 | 90+ Days | |
| 61601 | KAVERIPAKKAM Exc Award (06/30/2019, 06/30/2021, 06/30/20 | 03/08/1999 | Active | 23 | 0 | 0 | 0 | 0.00% | 24 | | 6 | | None | | P,T,M,VP,SC | 15 | 90+ Days | |
| 109108 | MUGUNDARAYAPURAM Exc Award (06/30/2017, 06/30/2018, 06/30/20 | 08/27/2010 | Active | 34 | 6 | 1 | 5 | 17.24% | 31 | 3 | 3 | | | | T,M,VP | 0 | | |
| 61124 | NAMALI Exc Award (06/30/2017, 06/30/2019, 06/30/20 | 09/09/1998 | Active | 34 | 0 | 0 | 0 | 0.00% | 34 | | 7 | | | R | S,T,M,VP,SC | 0 | | |
| 150699 | Ocheri Exc Award (06/30/2023) | 05/09/2022 | Cancelled(8*) | 0 | 0 | 17 | -17 | -100.00% | 13 | 2 | 0 | | None | | P,S,T,M,VP SC | 12 | 90+ Days | |
| 62591 | PALLIPAT Exc Award (06/30/2017, 06/30/2021, 06/30/20 | 12/21/1999 | Active | 33 | 0 | 1 | -1 | -2.94% | 36 | 2 | 2 | | | N | M,VP,SC | 0 | | |
| 63726 | PANAPAKKAM Exc Award (06/30/2022) | 11/28/2000 | Active | 25 | 0 | 0 | 0 | 0.00% | 26 | | 5 | | | N | M,VP | 5 | | |



Club Health Assessment for District 324 H through December 2024

| | | | Status | Membership | | | | | | | Reports | | | | | Finance | | LCIF |
|-------------|---|--------------|---|-----------------------------|-------------------|---------------------|----------------|---|----------------------------|--|-------------------------------------|------------------------------------|------------------------|---|---------------------------------------|-----------------|-----------------------------------|------|
| Club Number | Club Name | Charter Date | | Current Member Count | YTD Members Added | YTD Members Dropped | YTD Net Growth | YTD Net Growth% | Member Count 12 Months Ago | Avg. length of service for dropped members | Months Since Last MMR *** | Yrs. Since Last Officer Report | President Rotation | Vice President Reported **** | Months Since Last Activity Report *** | Account Balance | Donations for current Fiscal Year | |
| | | | Number of times on status quo within last two years | If below 15 members appears | | | | If net loss is greater than 20% appears | | | If no report in 3 months appears in | When more than one year appears in | Number of repeat terms | Notes the officers that do not have an active | If no report at 12 months red | | | |
| 151754 | Panapakkam Ever Green | 07/14/2022 | Active | 21 | 0 | 0 | 0 | 0.00% | 20 | | 6 | | | M,VP,SC | 14 | 90+ Days | | |
| 122978 | Panapakkam Green Town | 08/21/2014 | Cancelled(8*) | 0 | 0 | 13 | -13 | -100.00% | 0 | 9 | 8 | | None | P,S,T,M,VP SC | 17 | 90+ Days | | |
| | Exc Award (06/30/2017, 06/30/2019, 06/30/20 | | | | | | | | | | | | | | | | | |
| 142401 | Panapakkam Temple City | 07/30/2020 | Active | 23 | 0 | 5 | -5 | -17.86% | 23 | 1 | 0 | | | M,VP,SC | 0 | | | |
| | Exc Award (06/30/2021, 06/30/2022, 06/30/20 | | | | | | | | | | | | | | | | | |
| 148412 | Patchur | 09/30/2021 | Active | 26 | 2 | 2 | 0 | 0.00% | 28 | 2 | 0 | | | M,VP,SC | 3 | | | |
| | Exc Award (06/30/2022, 06/30/2024) | | | | | | | | | | | | | | | | | |
| 65215 | PERAMBAKKAM | 04/09/2002 | Active | 32 | 1 | 2 | -1 | -3.03% | 32 | 19 | 0 | | | S,T,M,VP,SC | 0 | | | |
| | Exc Award (06/30/2018, 06/30/2019, 06/30/20 | | | | | | | | | | | | | | | | | |
| 147799 | Periya Kanchipuram | 08/31/2021 | Active | 21 | 0 | 0 | 0 | 0.00% | 21 | | 6 | | N | P,T,VP,SC | 0 | | | |
| | Exc Award (06/30/2022, 06/30/2023, 06/30/20 | | | | | | | | | | | | | | | | | |
| 151764 | Pernambut | 07/13/2022 | Status Quo(2) | 18 | 0 | 0 | 0 | 0.00% | 17 | | 6 | | | M,VP,SC | 12 | 90+ Days | | |
| 63618 | PODATURPET | 10/09/2000 | Active | 37 | 0 | 5 | -5 | -11.90% | 34 | 4 | 0 | | N | P,M,SC | 2 | | \$778.67 | |
| | Exc Award (06/30/2017, 06/30/2022, 06/30/20 | | | | | | | | | | | | | | | | | |
| 131708 | Ponnai Centennial | 07/03/2017 | Active | 22 | 0 | 0 | 0 | 0.00% | 22 | | 9 | 1 | None | P,S,T,M,VP SC | 15 | | | |
| | Exc Award (06/30/2018, 06/30/2021, 06/30/20 | | | | | | | | | | | | | | | | | |
| 151752 | R K Pet Junction | 07/19/2022 | Active | 15 | 0 | 3 | -3 | -16.67% | 20 | 1 | 4 | | | S,T,M,VP,SC | 0 | | | |
| | Exc Award (06/30/2024) | | | | | | | | | | | | | | | | | |
| 35878 | RANIPET | 06/15/1978 | Active | 26 | 0 | 1 | -1 | -3.70% | 31 | 7 | 0 | | R | VP,SC | 3 | | \$2,012.56 | |
| | Exc Award (06/30/2018, 06/30/2019, 06/30/20 | | | | | | | | | | | | | | | | | |
| 137451 | Ranipet Liberty | 02/13/2019 | Active | 28 | 0 | 0 | 0 | 0.00% | 29 | | 6 | | | P,S,T,M,VP SC | 5 | 90+ Days | | |
| | Exc Award (06/30/2021, 06/30/2022, 06/30/20 | | | | | | | | | | | | | | | | | |
| 151758 | Ranipet Teachers | 07/22/2022 | Active | 21 | 0 | 0 | 0 | 0.00% | 21 | | 2 | | N | S,T,SC | 9 | | | |
| 67322 | RK PET | 02/28/2003 | Active | 45 | 0 | 0 | 0 | 0.00% | 46 | | 3 | | | P,S,M,VP,SC | 3 | | \$429.28 | |
| | Exc Award (06/30/2017, 06/30/2019, 06/30/20 | | | | | | | | | | | | | | | | | |
| 133884 | Salavakkam | 03/05/2018 | Active | 19 | 0 | 3 | -3 | -13.64% | 21 | 5 | 0 | | R | | 3 | | | |
| | Exc Award (06/30/2020, 06/30/2022, 06/30/20 | | | | | | | | | | | | | | | | | |
| 130785 | Senthamangalam Bharath Matha | 04/24/2017 | Active | 20 | 0 | 0 | 0 | 0.00% | 26 | | 2 | | N | S,T,M,VP | 3 | | | |




Club Health Assessment for District 324 H through December 2024

| | | | Status | Membership | | | | | | | Reports | | | | | Finance | | LCIF |
|--|----------------------------------|--------------|---|-----------------------------|-------------------|---------------------|----------------|---|----------------------------|--|-------------------------------------|------------------------------------|------------------------|---|--|-----------------|-----------------------------------|------|
| Club Number | Club Name | Charter Date | | Current Member Count | YTD Members Added | YTD Members Dropped | YTD Net Growth | YTD Net Growth% | Member Count 12 Months Ago | Avg. length of service for dropped members | Months Since Last MMR *** | Yrs. Since Last Officer Report | President Rotation | Vice President Reported **** | Months Since Last Activity Report *** | Account Balance | Donations for current Fiscal Year | |
| | | | Number of times on status quo within last two years | If below 15 members appears | | | | If net loss is greater than 20% appears | | | If no report in 3 months appears in | When more than one year appears in | Number of repeat terms | Notes the officers that do not have an active | If no report at 12 months appears in red | | | |
| Exc Award (06/30/2018, 06/30/2021, 06/30/2024) | 68506 SHOLINGHUR | 04/09/2003 | Active | 61 | 11 | 0 | 11 | 22.00% | 69 | | 2 | | | R | 0 | | | |
| Exc Award (06/30/2017, 06/30/2019, 06/30/2024) | 151759 Sorakayapet Aram | 07/19/2022 | Active | 20 | 0 | 0 | 0 | 0.00% | 22 | | 0 | | | N | 1 | | | |
| 63280 SRIPERUMBUDUR RAMANUJAR TOWN | | 06/06/2000 | Active(1) | 32 | 0 | 0 | 0 | 0.00% | 32 | | 8 | | | P,T,M,VP,SC | 11 | | | |
| Exc Award (06/30/2017, 06/30/2018, 06/30/2024) | 117515 SRIPERUMBUDUR TEMPLE CITY | 08/02/2012 | Active | 18 | 0 | 0 | 0 | 0.00% | 18 | | 8 | | | S,T,M,VP,SC | 13 | | \$778.67 | |
| Exc Award (06/30/2017, 06/30/2019, 06/30/2024) | 63196 SUNGUVARCHATRAM | 05/17/2000 | Active | 51 | 1 | 1 | 0 | 0.00% | 51 | 1 | 3 | | | N | 0 | | \$119.97 | |
| Exc Award (06/30/2017, 06/30/2021, 06/30/2024) | 60170 THIMIRI | 12/02/1997 | Active | 29 | 0 | 3 | -3 | -9.38% | 31 | 9 | 3 | | | N | 0 | | \$1,006.29 | |
| Exc Award (06/30/2023, 06/30/2024) | 140246 Thiruvalam | 11/13/2019 | Active | 21 | 0 | 6 | -6 | -22.22% | 27 | 4 | 5 | | | T,M,VP,SC | 4 | | | |
| Exc Award (06/30/2021, 06/30/2022) | 152691 Tirupattur Annai Teresa | 09/28/2022 | Active | 32 | 4 | 2 | 2 | 6.67% | 29 | 2 | 0 | | | VP | 1 | | | |
| Exc Award (06/30/2023, 06/30/2024) | 105206 TIRUPATTUR FORT | 04/09/2009 | Active | 31 | 0 | 0 | 0 | 0.00% | 33 | | 4 | | | M,VP,SC | 9 | | | |
| Exc Award (06/30/2017, 06/30/2021, 06/30/2024) | 142104 Tirupattur Freedom City | 07/20/2020 | Active(1) | 22 | 8 | 4 | 4 | 22.22% | 18 | 4 | 2 | | | M,VP,SC | 8 | | | |
| Exc Award (06/30/2021) | 30633 TIRUPATTUR HOST | 04/11/1975 | Active | 84 | 9 | 4 | 5 | 6.33% | 85 | 4 | 0 | | | R | 0 | | | |
| Exc Award (06/30/2017, 06/30/2019, 06/30/2024) | 151034 Tirupattur Maestro | 06/08/2022 | Active | 21 | 4 | 2 | 2 | 10.53% | 24 | 2 | 2 | | | N | 0 | | | |
| 137628 Tirupattur Pride | | 03/19/2019 | Active | 16 | 2 | 11 | -9 | -36.00% | 24 | 3 | 0 | | | T,M,VP,SC | 0 | | \$23.96 | |
| Exc Award (06/30/2021, 06/30/2022, 06/30/2024) | 140646 Tirupattur Rathnas | 02/13/2020 | Active(1) | 21 | 1 | 2 | -1 | -4.55% | 24 | 4 | 0 | | | R | 3 | | | |
| Exc Award (06/30/2021) | 117798 TIRUTTANI GOLDEN TOWER | 09/07/2012 | Active | 18 | 0 | 7 | -7 | -28.00% | 25 | 3 | 2 | | | P,T,M,VP,SC | 4 | | | |
| Exc Award (06/30/2017, 06/30/2022) | | | | | | | | | | | | | | | | | | |




Club Health Assessment for District 324 H through December 2024

|  | | | Status | Membership | | | | | | | Reports | | | | | Finance | | LCIF |
|--|---|--------------|---|-----------------------------|-------------------|---------------------|----------------|---|----------------------------|--|-------------------------------------|------------------------------------|------------------------|---|---------------------------------------|-----------------|-----------------------------------|------|
| Club Number | Club Name | Charter Date | | Current Member Count | YTD Members Added | YTD Members Dropped | YTD Net Growth | YTD Net Growth% | Member Count 12 Months Ago | Avg. length of service for dropped members | Months Since Last MMR *** | Yrs. Since Last Officer Report | President Rotation | Vice President Reported **** | Months Since Last Activity Report *** | Account Balance | Donations for current Fiscal Year | |
| | | | Number of times on status quo within last two years | If below 15 members appears | | | | If net loss is greater than 20% appears | | | If no report in 3 months appears in | When more than one year appears in | Number of repeat terms | Notes the officers that do not have an active | If no report at 12 months red | | | |
| 34258 | TIRUVELLORE | 06/28/1977 | Active | 23 | 1 | 1 | 0 | 0.00% | 21 | 3 | 0 | | | P,M,VP,SC | 0 | | | |
| | Exc Award (06/30/2017, 06/30/2018, 06/30/20 | | | | | | | | | | | | | | | | | |
| 66834 | UTHIRAMERUR CHOZHA | 11/11/2002 | Cancelled(8*) | 0 | 1 | 26 | -25 | -100.00% | 24 | 13 | 3 | | None | P,S,T,M,VP SC | 5 | 90+ Days | | |
| | Exc Award (06/30/2017, 06/30/2018, 06/30/20 | | | | | | | | | | | | | | | | | |
| 149290 | Uthukottai | 12/21/2021 | Active | 41 | 5 | 4 | 1 | 2.50% | 40 | 2 | 4 | | N | M,SC | 0 | | \$1,605.26 | |
| | Exc Award (06/30/2022, 06/30/2024) | | | | | | | | | | | | | | | | | |
| 132564 | Vadaillupai EJKB Centennial | 09/05/2017 | Active | 21 | 0 | 0 | 0 | 0.00% | 21 | | 1 | | 4 | N | M,VP,SC | 9 | | |
| | Exc Award (06/30/2018, 06/30/2021) | | | | | | | | | | | | | | | | | |
| 44680 | VANIYAMBADI | 02/05/1985 | Active(1) | 35 | 0 | 4 | -4 | -10.26% | 40 | 6 | 0 | | N | P,T,M,VP,SC | 2 | | | |
| | Exc Award (06/30/2017, 06/30/2018) | | | | | | | | | | | | | | | | | |
| 139036 | Vellore Apple | 07/11/2019 | Active | 16 | 0 | 0 | 0 | 0.00% | 19 | | 6 | 1 | None | P,S,T,M,VP SC | 10 | | | |
| | Exc Award (06/30/2021, 06/30/2022, 06/30/20 | | | | | | | | | | | | | | | | | |
| 125768 | Vellore Ever Green | 09/14/2015 | Active | 24 | 2 | 0 | 2 | 9.09% | 24 | | 2 | | N | T,VP | 1 | | | |
| | Exc Award (06/30/2017, 06/30/2018) | | | | | | | | | | | | | | | | | |
| 109334 | VELLORE FORT CITY | 09/27/2010 | Active | 22 | 0 | 0 | 0 | 0.00% | 24 | | 2 | | N | S,T | 3 | | \$1,006.28 | |
| | Exc Award (06/30/2017) | | | | | | | | | | | | | | | | | |
| 118795 | VELLORE FREEDOM CITY | 02/18/2013 | Active | 31 | 15 | 1 | 14 | 82.35% | 25 | 9 | 0 | | | M,VP,SC | 0 | | | |
| | Exc Award (06/30/2017, 06/30/2021, 06/30/20 | | | | | | | | | | | | | | | | | |
| 123988 | Vellore Galaxy | 01/20/2015 | Cancelled(8*) | 0 | 0 | 21 | -21 | -100.00% | 0 | 7 | 8 | | None | P,S,T,M,VP SC | 16 | 90+ Days | | |
| | Exc Award (06/30/2017) | | | | | | | | | | | | | | | | | |
| 26463 | VELLORE HOST | 04/20/1966 | Active | 70 | 0 | 3 | -3 | -4.11% | 72 | 6 | 0 | | | M,VP,SC | 1 | | | |
| | Exc Award (06/30/2017, 06/30/2019, 06/30/20 | | | | | | | | | | | | | | | | | |
| 121683 | Vellore Palar City | 03/27/2014 | Active | 21 | 10 | 10 | 0 | 0.00% | 26 | 3 | 0 | | N | M,SC | 0 | | | |
| | Exc Award (06/30/2017, 06/30/2019, 06/30/20 | | | | | | | | | | | | | | | | | |
| 125694 | Vellore Saaral Women | 08/26/2015 | Active | 36 | 2 | 2 | 0 | 0.00% | 46 | 2 | 0 | | N | SC | 0 | | | |
| | Exc Award (06/30/2017, 06/30/2021, 06/30/20 | | | | | | | | | | | | | | | | | |
| 64838 | VELLORE SATHUVACHARI | 12/14/2001 | Active | 48 | 2 | 0 | 2 | 4.35% | 46 | | 2 | | | M,VP,SC | 0 | | | |
| | Exc Award (06/30/2017, 06/30/2018, 06/30/20 | | | | | | | | | | | | | | | | | |
| 133390 | Vellore Smartcity | 12/18/2017 | Active(1) | 24 | 5 | 0 | 5 | 26.32% | 21 | | 0 | | | M,VP,SC | 0 | | | |



Club Health Assessment for District 324 H through December 2024

|  | | | Status | Membership | | | | | | | Reports | | | | | Finance | LCIF |
|--|----------------------------------|--------------|---|-----------------------------|-------------------|---------------------|----------------|---|----------------------------|--|-------------------------------------|------------------------------------|------------------------|---|--|-----------------|-----------------------------------|
| Club Number | Club Name | Charter Date | | Current Member Count | YTD Members Added | YTD Members Dropped | YTD Net Growth | YTD Net Growth% | Member Count 12 Months Ago | Avg. length of service for dropped members | Months Since Last MMR *** | Yrs. Since Last Officer Report | President Rotation | Vice President Reported **** | Months Since Last Activity Report *** | Account Balance | Donations for current Fiscal Year |
| | | | Number of times on status quo within last two years | If below 15 members appears | | | | If net loss is greater than 20% appears | | | If no report in 3 months appears in | When more than one year appears in | Number of repeat terms | Notes the officers that do not have an active | If no report at 12 months appears in red | | |
| Exc Award (06/30/2018, 06/30/2021, 06/30/2022) | 148063 Vellore Udhavum Nenjangal | 08/25/2021 | Active | 33 | 5 | 0 | 5 | 17.86% | 37 | | 3 | | 2 | R T,M,VP | 0 | | |
| Exc Award (06/30/2022) | 58840 WALAJABAD | 11/06/1996 | Active | 55 | 0 | 1 | -1 | -1.79% | 56 | 3 | 0 | | | N VP | 1 | | |
| Exc Award (06/30/2017, 06/30/2018, 06/30/2020) | 144212 Walajabad Palar | 12/21/2020 | Active | 38 | 6 | 5 | 1 | 2.70% | 32 | 3 | 0 | | | N P,SC | 0 | | \$2,784.28 |
| Exc Award (06/30/2021, 06/30/2023, 06/30/2024) | 152735 Walajapet Green Town | 12/07/2022 | Active | 17 | 0 | 0 | 0 | 0.00% | 17 | | 0 | | 2 | N T | 5 | | |
| | 62960 WALAJAPET MILLENNIUM | 03/23/2000 | Active | 40 | 2 | 0 | 2 | 5.26% | 45 | | 3 | | | M,VP,SC | 0 | | |
| Exc Award (06/30/2017, 06/30/2018, 06/30/2020) | 134145 Yelagiri Hills | 04/19/2018 | Active(1) | 25 | 0 | 0 | 0 | 0.00% | 25 | | 8 | | | R P,M,SC | 16 | | |
| Exc Award (06/30/2021, 06/30/2024) | | | | | | | | | | | | | | | | | |

Clubs Cancelled Previous Fiscal Year – Clubs Cancelled within last 12 months may be reinstated

| Club Number | Club Name | Charter Date | Current Status* | Cancellation Date |
|-------------|--|--------------|-----------------|-------------------|
| 149354 | Anaicut Warriors | 12/23/2021 | Cancelled(8*) | 12/29/2023 |
| 153600 | Jolarpet | 05/19/2023 | Cancelled(8*) | 01/29/2024 |
| 126580 | Kanchipuram Tamilnadu Paathira Viyabarigal | 03/07/2016 | Cancelled(6*) | 07/29/2023 |
| 151757 | Katpadi Gandhi Nagar | 08/02/2022 | Cancelled(6*) | 07/29/2023 |
| 144636 | Madhanur | 12/31/2020 | Cancelled(8*) | 12/29/2023 |
| 151765 | Odugathur Stars | 09/02/2022 | Cancelled(8*) | 12/29/2023 |

| Current Total Clubs Count | YTD New Clubs Count | YTD Cancelled Clubs Count | YTD Net Club Gain | Current Total Members Count | YTD Add | YTD Drop | YTD Net Growth | YTD Net Growth % | Member Count 12 Months Ago | Average Member Count Per Club | % of Clubs with less than 20 members | % No MMR in 3 Months | % No Officer Report in 12 Months | % of Clubs with balance 90+ days | Number of Clubs in Status Quo | % Status Quo Clubs in Financial Suspension | Number of Cancelled Clubs | Average Cancelled Club Age | Members Lost Due to Cancellation | % of Clubs Cancelled for Non-Financial Reasons |
|---------------------------|---------------------|---------------------------|-------------------|-----------------------------|---------|----------|----------------|------------------|----------------------------|-------------------------------|--------------------------------------|----------------------|----------------------------------|----------------------------------|-------------------------------|--|---------------------------|----------------------------|----------------------------------|--|
| 101 | 6 | 13 | -7 | 2,989 | 298 | 465 | -167 | -5.29% | 3,115 | 30 | 16% | 44% | 4% | 11% | 1 | 100% | 13 | 6 | 259 | -31% |



Club Health Assessment for District 324 H through December 2024

| | | | Status | Membership | | | | | | | Reports | | | | | Finance | LCIF |
|-------------|-----------|--------------|---|-----------------------------|-------------------|---------------------|----------------|---|----------------------------|--|-------------------------------------|------------------------------------|------------------------|---|--|-----------------|-----------------------------------|
| Club Number | Club Name | Charter Date | | Current Member Count | YTD Members Added | YTD Members Dropped | YTD Net Growth | YTD Net Growth% | Member Count 12 Months Ago | Avg. length of service for dropped members | Months Since Last MMR *** | Yrs. Since Last Officer Report | President Rotation | Vice President Reported **** | Months Since Last Activity Report *** | Account Balance | Donations for current Fiscal Year |
| | | | | | | | | | | | | | | | | | |
| | | | Number of times on status quo within last two years | If below 15 members appears | | | | If net loss is greater than 20% appears | | | If no report in 3 months appears in | When more than one year appears in | Number of repeat terms | Notes the officers that do not have an active | If no report at 12 months appears in red | | |



Club Health Assessment for District 324 I through December 2024

| | | | Status | Membership | | | | | | | Reports | | | | | Finance | | LCIF |
|--|--|--------------|---|-----------------------------|-------------------|---------------------|----------------|-----------------|---|------------------------------------|-------------------------------------|------------------------------------|------------------------|---|--|-----------------|-----------------------------------|------|
| Club Number | Club Name | Charter Date | | Current Member Count | YTD Members Added | YTD Members Dropped | YTD Net Growth | YTD Net Growth% | Member Count 12 Months Ago | Avg. length of service for members | Months Since Last MMR *** | Yrs. Since Last Officer Report | President Rotation | Vice President Reported **** | Months Since Last Activity Report *** | Account Balance | Donations for current Fiscal Year | |
| | | | Number of times on status quo within last two years | If below 15 members appears | | | | | If net loss is greater than 20% appears | | If no report in 3 months appears in | When more than one year appears in | Number of repeat terms | Notes the officers that do not have an active | If no report at 12 months appears in red | | | |
| Clubs less than two years old | | | | | | | | | | | | | | | | | | |
| 176638 | Arni Temple City | 10/11/2024 | Newly Chartered | 21 | 21 | 0 | 21 | 100.00% | 0 | | 2 | | | N M | 1 | | | |
| 153967 | Devikapuram Temple City | 03/30/2023 | Active(1) | 14 | 0 | 2 | -2 | -12.50% | 20 | 2 | 0 | | | S,T,M,VP,SC | 3 | | | |
| 179461 | Kannamangalam | 11/15/2024 | Newly Chartered | 21 | 21 | 0 | 21 | 100.00% | 0 | | 1 | | | N | 0 | | | |
| 155708 | Kuvathur | 10/06/2023 | Active | 22 | 0 | 0 | 0 | 0.00% | 22 | | 15 | | | S,T,M,VP,SC | 2 | 90+ Days | | |
| 156216 | Madurantakam Akshaya | 10/27/2023 | Active | 21 | 2 | 5 | -3 | -12.50% | 21 | 1 | 3 | | 3 | R M | 0 | | | |
| Exc Award (06/30/2024) | | | | | | | | | | | | | | | | | | |
| 155689 | Maduranthakam Royal | 10/16/2023 | Active | 21 | 3 | 0 | 3 | 16.67% | 21 | | 3 | | 2 | VP | 0 | 90+ Days | \$17.97 | |
| Exc Award (06/30/2024) | | | | | | | | | | | | | | | | | | |
| 153758 | Nandhivaram Guduvancheri Helen Keller | 03/13/2023 | Active(1) | 14 | 0 | 0 | 0 | 0.00% | 14 | | 4 | | None | P,T,M,VP,SC | 3 | | | |
| Exc Award (06/30/2024) | | | | | | | | | | | | | | | | | | |
| 172135 | Nandhivaram Guduvancheri Helping Hands | 06/25/2024 | Active | 21 | 4 | 3 | 1 | 5.00% | 0 | 0 | 3 | | 2 | N M,SC | 3 | 90+ Days | | |
| 178428 | Nandhivaram Guduvancherry Abiman | 09/24/2024 | Newly Chartered | 20 | 20 | 0 | 20 | 100.00% | 0 | | 0 | | | M,VP,SC | 2 | 90+ Days | | |
| 155134 | Urapakkam Greater City | 08/07/2023 | Active(1) | 18 | 0 | 5 | -5 | -21.74% | 22 | 1 | 0 | | | N S,T,M,VP,SC | 1 | | | |
| Exc Award (06/30/2024) | | | | | | | | | | | | | | | | | | |
| Clubs more than two years old | | | | | | | | | | | | | | | | | | |
| 104282 | ACHARAPAKKAM TEMPLE CITY | 01/05/2009 | Active | 38 | 5 | 4 | 1 | 2.70% | 36 | 5 | 0 | | | M,VP,SC | 1 | | \$1,013.47 | |
| Exc Award (06/30/2021, 06/30/2022, 06/30/2023) | | | | | | | | | | | | | | | | | | |
| 144217 | Acharapakkam Hill Town | 12/21/2020 | Active | 13 | 0 | 0 | 0 | 0.00% | 15 | | 6 | | | N S,T,M,VP | 3 | | | |
| Exc Award (06/30/2021) | | | | | | | | | | | | | | | | | | |
| 148064 | Agaram New Epoch | 08/23/2021 | Active | 21 | 0 | 0 | 0 | 0.00% | 21 | | 5 | | | M,VP,SC | 2 | | | |
| 26411 | ARNI HOST | 11/30/1971 | Active | 70 | 0 | 19 | -19 | -21.35% | 94 | 11 | 0 | | | N T,VP,SC | 3 | | \$718.78 | |
| Exc Award (06/30/2017, 06/30/2019, 06/30/2021) | | | | | | | | | | | | | | | | | | |
| 119835 | Arni Loom City | 06/27/2013 | Active | 17 | 2 | 0 | 2 | 13.33% | 17 | | 5 | | | T,M,VP,SC | 2 | 90+ Days | | |
| Exc Award (06/30/2017, 06/30/2021) | | | | | | | | | | | | | | | | | | |




Club Health Assessment for District 324 I through December 2024

| | | | Status | Membership | | | | | | | Reports | | | | | Finance | | LCIF |
|--|--------------------------------|--------------|---|-----------------------------|-------------------|---------------------|----------------|---|----------------------------|--|-------------------------------------|------------------------------------|------------------------|---|--|-----------------|-----------------------------------|------|
| Club Number | Club Name | Charter Date | | Current Member Count | YTD Members Added | YTD Members Dropped | YTD Net Growth | YTD Net Growth% | Member Count 12 Months Ago | Avg. length of service for dropped members | Months Since Last MMR *** | Yrs. Since Last Officer Report | President Rotation | Vice President Reported **** | Months Since Last Activity Report *** | Account Balance | Donations for current Fiscal Year | |
| | | | Number of times on status quo within last two years | If below 15 members appears | | | | If net loss is greater than 20% appears | | | If no report in 3 months appears in | When more than one year appears in | Number of repeat terms | Notes the officers that do not have an active | If no report at 12 months appears in red | | | |
| 56563 | ARNI SILK CITY | 02/20/1995 | Active | 51 | 2 | 5 | -3 | -5.56% | 54 | 5 | 0 | | | M,VP,SC | 2 | | \$760.70 | |
| Exc Award (06/30/2018, 06/30/2019) | | | | | | | | | | | | | | | | | | |
| 131858 | Chengalpattu Centennial | 07/03/2017 | Active(2) | 14 | 0 | 3 | -3 | -17.65% | 17 | 7 | 0 | | | M,VP,SC | 2 | | | |
| Exc Award (06/30/2018, 06/30/2021, 06/30/2022) | | | | | | | | | | | | | | | | | | |
| 50562 | CHENGALPATTU FORT CHENGAI ANNA | 05/16/1990 | Active | 44 | 7 | 5 | 2 | 4.76% | 41 | 4 | 2 | | N | VP | 1 | | \$23.96 | |
| Exc Award (06/30/2018, 06/30/2020, 06/30/2022) | | | | | | | | | | | | | | | | | | |
| 122181 | Chengalpattu Hills Town | 05/14/2014 | Active(1) | 15 | 0 | 0 | 0 | 0.00% | 15 | | 6 | | | M,VP,SC | 2 | | \$35.94 | |
| Exc Award (06/30/2017) | | | | | | | | | | | | | | | | | | |
| 150991 | Chengalpattu Palar | 06/21/2022 | Active | 29 | 2 | 3 | -1 | -3.33% | 30 | 2 | 3 | | 2 | R | M,SC | 3 | \$17.97 | |
| Exc Award (06/30/2024) | | | | | | | | | | | | | | | | | | |
| 127916 | Chengalpattu Pallava | 06/27/2016 | Active(1) | 42 | 5 | 2 | 3 | 7.69% | 51 | 8 | 0 | | | N | SC | 0 | | |
| Exc Award (06/30/2018, 06/30/2019, 06/30/2020) | | | | | | | | | | | | | | | | | | |
| 128378 | Chengam Centennial | 07/28/2016 | Active(1) | 20 | 0 | 0 | 0 | 0.00% | 20 | | 0 | | | P,S,VP,SC | 2 | | | |
| Exc Award (06/30/2022) | | | | | | | | | | | | | | | | | | |
| 130617 | Chengam Gold Centennial | 04/06/2017 | Active | 23 | 3 | 2 | 1 | 4.55% | 23 | 7 | 0 | | 2 | N | P,T,VP,SC | 3 | | |
| Exc Award (06/30/2019) | | | | | | | | | | | | | | | | | | |
| 150951 | Chengam Jawathu | 06/17/2022 | Status Quo(1) | 30 | 0 | 0 | 0 | 0.00% | 29 | | 4 | | | N | P,S,T,M,SC | 4 | 90+ Days | |
| Exc Award (06/30/2024) | | | | | | | | | | | | | | | | | | |
| 59324 | CHENGAM TOWN | 04/03/1997 | Active(1) | 20 | 5 | 4 | 1 | 5.26% | 25 | 3 | 0 | | None | P,S,M,VP,SC | 3 | | \$17.61 | |
| Exc Award (06/30/2021, 06/30/2022) | | | | | | | | | | | | | | | | | | |
| 120711 | Chetpet Evergreen | 11/12/2013 | Active | 23 | 0 | 0 | 0 | 0.00% | 23 | | 4 | | | M,VP,SC | 4 | | | |
| Exc Award (06/30/2017, 06/30/2020, 06/30/2022) | | | | | | | | | | | | | | | | | | |
| 118416 | CHEYAR RIVER CITY | 12/06/2012 | Active | 47 | 5 | 0 | 5 | 11.90% | 49 | | 3 | | | VP,SC | 0 | | \$1,353.69 | |
| Exc Award (06/30/2018, 06/30/2019, 06/30/2020) | | | | | | | | | | | | | | | | | | |
| 60313 | CHEYAR TOWN | 01/20/1998 | Active | 59 | 0 | 4 | -4 | -6.35% | 69 | 4 | 0 | | | R | T,M | 5 | | |
| Exc Award (06/30/2017, 06/30/2018, 06/30/2020) | | | | | | | | | | | | | | | | | | |
| 26414 | CHINGLEPUT HOST | 10/05/1971 | Active | 32 | 4 | 0 | 4 | 14.29% | 26 | | 1 | | | N | | 0 | | |
| Exc Award (06/30/2017, 06/30/2018, 06/30/2020) | | | | | | | | | | | | | | | | | | |
| 123027 | Devikapuram | 08/27/2014 | Active | 27 | 1 | 0 | 1 | 3.85% | 26 | | 1 | | | N | S,M,SC | 2 | | |



Club Health Assessment for District 324 I through December 2024

|  | | | Status | Membership | | | | | | | Reports | | | | | Finance | LCIF | |
|--|---|--------------|---|-----------------------------|-------------------|---------------------|----------------|-----------------|---|--|---------------------------|-------------------------------------|------------------------------------|------------------------------|---|--|-----------------------------------|----------|
| Club Number | Club Name | Charter Date | | Current Member Count | YTD Members Added | YTD Members Dropped | YTD Net Growth | YTD Net Growth% | Member Count 12 Months Ago | Avg. length of service for dropped members | Months Since Last MMR *** | Yrs. Since Last Officer Report | President Rotation | Vice President Reported **** | Months Since Last Activity Report *** | Account Balance | Donations for current Fiscal Year | |
| | | | Number of times on status quo within last two years | If below 15 members appears | | | | | If net loss is greater than 20% appears | | | If no report in 3 months appears in | When more than one year appears in | Number of repeat terms | Notes the officers that do not have an active | If no report at 12 months appears in red | | |
| Exc Award (06/30/2017, 06/30/2023) | | | | | | | | | | | | | | | | | | |
| 148067 | Hasanamapettai Agni Siragugal New Epoch | 08/31/2021 | Active | 26 | 0 | 0 | 0 | 0.00% | 31 | | 3 | | | T,M,VP,SC | 5 | | | |
| Exc Award (06/30/2023, 06/30/2024) | | | | | | | | | | | | | | | | | | |
| 129685 | Kanji Swami Vivekananda | 12/27/2016 | Active | 19 | 0 | 1 | -1 | -5.00% | 14 | 2 | 3 | | N | P,T,M,VP | 3 | | | |
| Exc Award (06/30/2018, 06/30/2021, 06/30/2024) | | | | | | | | | | | | | | | | | | |
| 99462 | KARUNGUZHI | 05/22/2007 | Active | 36 | 2 | 0 | 2 | 5.88% | 32 | | 4 | | IP | P,T,M,SC | 2 | | \$760.71 | |
| Exc Award (06/30/2017, 06/30/2018, 06/30/2024) | | | | | | | | | | | | | | | | | | |
| 126109 | KELAMBAKKAM | 11/10/2015 | Active | 21 | 0 | 5 | -5 | -19.23% | 31 | 7 | 3 | | | T,M,VP,SC | 3 | | \$880.50 | |
| Exc Award (06/30/2017, 06/30/2018, 06/30/2024) | | | | | | | | | | | | | | | | | | |
| 148148 | Kilkodungalore New Epoch | 12/09/2021 | Active | 19 | 3 | 0 | 3 | 18.75% | 17 | | 4 | | | M,VP,SC | 5 | | | |
| 150730 | Kilpennathur | 06/20/2022 | Active(2) | 20 | 0 | 0 | 0 | 0.00% | 20 | | 4 | | 2 | M,VP,SC | 4 | | | |
| 122207 | Madhurantakam Temple City | 05/14/2014 | Active(1) | 8 | 0 | 0 | 0 | 0.00% | 10 | | 2 | | 2 | N | VP,SC | 5 | | |
| Exc Award (06/30/2017, 06/30/2018, 06/30/2024) | | | | | | | | | | | | | | | | | | |
| 101177 | MADURANTAKAM ANCIENT CITY | 02/06/2008 | Active | 36 | 0 | 0 | 0 | 0.00% | 36 | | 4 | | | N | SC | 3 | | \$50.01 |
| Exc Award (06/30/2018, 06/30/2021, 06/30/2024) | | | | | | | | | | | | | | | | | | |
| 66608 | MADURANTHAKAM LAKE CITY | 09/12/2002 | Active | 40 | 0 | 0 | 0 | 0.00% | 46 | | 2 | | 2 | R | P,VP,SC | 1 | | |
| Exc Award (06/30/2017, 06/30/2018, 06/30/2024) | | | | | | | | | | | | | | | | | | |
| 127374 | Mamallapuram Sea Waves | 06/13/2016 | Active(1) | 18 | 0 | 1 | -1 | -5.26% | 18 | 3 | 0 | | | N | | 3 | | |
| Exc Award (06/30/2017, 06/30/2018, 06/30/2024) | | | | | | | | | | | | | | | | | | |
| 63338 | MAMALLAPURAM TOWN | 06/19/2000 | Active | 48 | 3 | 1 | 2 | 4.35% | 47 | 25 | 0 | | | R | | 4 | | \$150.03 |
| Exc Award (06/30/2017, 06/30/2019, 06/30/2024) | | | | | | | | | | | | | | | | | | |
| 62432 | MARAIMALAI NAGAR | 10/12/1999 | Active | 39 | 0 | 0 | 0 | 0.00% | 40 | | 2 | | | M,VP,SC | 1 | | \$109.91 | |
| Exc Award (06/30/2021, 06/30/2022) | | | | | | | | | | | | | | | | | | |
| 139038 | Maraimalainagar Everest | 07/11/2019 | Active | 25 | 0 | 0 | 0 | 0.00% | 30 | | 4 | | | N | T,M,VP,SC | 5 | | \$997.90 |
| Exc Award (06/30/2021, 06/30/2022, 06/30/2024) | | | | | | | | | | | | | | | | | | |
| 147809 | Maraimalainagar Pudiya Sagaptham | 08/17/2021 | Active | 25 | 0 | 0 | 0 | 0.00% | 24 | | 2 | | | N | | 2 | | |
| Exc Award (06/30/2024) | | | | | | | | | | | | | | | | | | |
| 111492 | MEL MARUVATHUR | 06/24/2011 | Active | 72 | 11 | 2 | 9 | 14.29% | 64 | 2 | 3 | | | M,VP,SC | 1 | | \$1,112.87 | |



Club Health Assessment for District 324 I through December 2024

| | | | Status | Membership | | | | | | | Reports | | | | | Finance | | LCIF |
|--|--|--------------|---|-----------------------------|-------------------|---------------------|----------------|-----------------|---|--|-------------------------------------|------------------------------------|------------------------|---|--|-----------------|-----------------------------------|------|
| Club Number | Club Name | Charter Date | | Current Member Count | YTD Members Added | YTD Members Dropped | YTD Net Growth | YTD Net Growth% | Member Count 12 Months Ago | Avg. length of service for dropped members | Months Since Last MMR *** | Yrs. Since Last Officer Report | President Rotation | Vice President Reported **** | Months Since Last Activity Report *** | Account Balance | Donations for current Fiscal Year | |
| | | | Number of times on status quo within last two years | If below 15 members appears | | | | | If net loss is greater than 20% appears | | If no report in 3 months appears in | When more than one year appears in | Number of repeat terms | Notes the officers that do not have an active | If no report at 12 months appears in red | | | |
| Exc Award (06/30/2017, 06/30/2018, 06/30/2020) | | | | | | | | | | | | | | | | | | |
| 131934 | Melavalam Karunguzhi Centennial | 07/03/2017 | Active | 16 | 0 | 0 | 0 | 0.00% | 15 | | 7 | | | T,M,VP,SC | 2 | | | |
| Exc Award (06/30/2018, 06/30/2021) | | | | | | | | | | | | | | | | | | |
| 122974 | Nandhivaram Guduvancheri Golden Cty | 08/21/2014 | Active | 25 | 3 | 0 | 3 | 13.64% | 27 | | 0 | | | N | 0 | | | |
| Exc Award (06/30/2017, 06/30/2019, 06/30/2020) | | | | | | | | | | | | | | | | | | |
| 148667 | Nandhivaram Guduvancheri Mahalakshmi New Epoch | 12/23/2021 | Active(1) | 5 | 0 | 2 | -2 | -28.57% | 0 | 3 | 8 | | | S,T,M,VP,SC | 5 | 90+ Days | | |
| 123675 | Nandhivaram Guduvancheri Pride | 11/26/2014 | Active | 23 | 0 | 0 | 0 | 0.00% | 20 | | 5 | | | N | 4 | | | |
| Exc Award (06/30/2017, 06/30/2018, 06/30/2020) | | | | | | | | | | | | | | | | | | |
| 123184 | Nandhivaram Guduvancheri Temple City | 09/24/2014 | Active | 26 | 1 | 0 | 1 | 4.00% | 25 | | 3 | | | M,VP,SC | 5 | | | |
| Exc Award (06/30/2017, 06/30/2018, 06/30/2020) | | | | | | | | | | | | | | | | | | |
| 126581 | Nandhivaram Guduvanchery Emerald City | 05/04/2016 | Active | 32 | 3 | 0 | 3 | 10.34% | 30 | | 3 | | | M,VP,SC | 2 | 90+ Days | | |
| Exc Award (06/30/2024) | | | | | | | | | | | | | | | | | | |
| 125000 | Nandivaram Urapakkam Platinum City | 06/01/2015 | Active | 31 | 7 | 2 | 5 | 19.23% | 27 | 2 | 4 | | | N | 2 | | \$880.50 | |
| Exc Award (06/30/2017, 06/30/2019, 06/30/2020) | | | | | | | | | | | | | | | | | | |
| 64651 | NANDIVARAM-GUDUVANCHE RI | 08/22/2001 | Active | 125 | 14 | 7 | 7 | 5.93% | 115 | 3 | 0 | | | N | 4 | | | |
| Exc Award (06/30/2017, 06/30/2019, 06/30/2020) | | | | | | | | | | | | | | | | | | |
| 119373 | PADUR OMR FRIENDS | 05/16/2013 | Cancelled(8*) | 0 | 0 | 16 | -16 | -100.00% | 16 | 8 | 0 | | None | P,S,T,M,VP SC | 4 | 90+ Days | | |
| Exc Award (06/30/2022) | | | | | | | | | | | | | | | | | | |
| 44591 | POLUR | 01/24/1985 | Active | 55 | 5 | 0 | 5 | 10.00% | 50 | | 3 | | | R | 2 | | \$1,140.46 | |
| Exc Award (06/30/2017, 06/30/2018, 06/30/2020) | | | | | | | | | | | | | | | | | | |
| 147985 | Pudupakkam New Epoch | 08/20/2021 | Active(1) | 31 | 5 | 0 | 5 | 19.23% | 25 | | 0 | | 2 | S,M,VP,SC | 1 | 90+ Days | | |
| Exc Award (06/30/2024) | | | | | | | | | | | | | | | | | | |
| 103760 | PUDUPALAYAM | 10/06/2008 | Active | 15 | 0 | 1 | -1 | -6.25% | 17 | 1 | 0 | | | R | 2 | | \$688.83 | |
| Exc Award (06/30/2024) | | | | | | | | | | | | | | | | | | |
| 66709 | PUDUPATTINAM | 10/16/2002 | Active(2) | 44 | 0 | 0 | 0 | 0.00% | 48 | | 4 | | | S,M,VP,SC | 3 | | | |
| Exc Award (06/30/2021) | | | | | | | | | | | | | | | | | | |
| 152202 | Thandarampet | 10/13/2022 | Active(1) | 8 | 1 | 13 | -12 | -60.00% | 22 | 2 | 0 | | 2 | M,VP,SC | 3 | | | |



Club Health Assessment for District 324 I through December 2024

| | | | Status | Membership | | | | | | | Reports | | | | | Finance | | LCIF |
|--|-----------------------------------|--------------|---|-----------------------------|-------------------|---------------------|----------------|-----------------|---|--|---------------------------|-------------------------------------|------------------------------------|------------------------------|---|--|-----------------------------------|------|
| Club Number | Club Name | Charter Date | | Current Member Count | YTD Members Added | YTD Members Dropped | YTD Net Growth | YTD Net Growth% | Member Count 12 Months Ago | Avg. length of service for dropped members | Months Since Last MMR *** | Yrs. Since Last Officer Report | President Rotation | Vice President Reported **** | Months Since Last Activity Report *** | Account Balance | Donations for current Fiscal Year | |
| | | | Number of times on status quo within last two years | If below 15 members appears | | | | | If net loss is greater than 20% appears | | | If no report in 3 months appears in | When more than one year appears in | Number of repeat terms | Notes the officers that do not have an active | If no report at 12 months appears in red | | |
| 63844 | THIRUKKALIKUNDRAM | 12/06/2000 | Active | 38 | 0 | 4 | -4 | -9.52% | 41 | 13 | 0 | | | VP,SC | 2 | | \$100.68 | |
| Exc Award (06/30/2017, 06/30/2018, 06/30/2019) | | | | | | | | | | | | | | | | | | |
| 66813 | THIRUPORUR | 11/11/2002 | Active | 60 | 3 | 0 | 3 | 5.26% | 59 | | 3 | | | M,VP,SC | 2 | | | |
| Exc Award (06/30/2017, 06/30/2018, 06/30/2019) | | | | | | | | | | | | | | | | | | |
| 137634 | Thiruvannamalai Malai Nagar | 03/19/2019 | Active(3) | 12 | 0 | 0 | 0 | 0.00% | 13 | | 6 | | N | VP | 2 | | | |
| Exc Award (06/30/2021) | | | | | | | | | | | | | | | | | | |
| 131936 | Thiruvannamalai Arunai Centennial | 07/03/2017 | Active(1) | 27 | 5 | 1 | 4 | 17.39% | 30 | 4 | 3 | | R | S,T,M,SC | 3 | | \$17.37 | |
| Exc Award (06/30/2018) | | | | | | | | | | | | | | | | | | |
| 26455 | THIRUVANNAMALAI HOST | 10/26/1969 | Active | 67 | 4 | 2 | 2 | 3.08% | 61 | 8 | 0 | | R | M,VP | 1 | | \$3,019.76 | |
| Exc Award (06/30/2017, 06/30/2018, 06/30/2019) | | | | | | | | | | | | | | | | | | |
| 147869 | Thiruvannamalai New Epoch | 09/03/2021 | Active(1) | 20 | 3 | 0 | 3 | 17.65% | 20 | | 5 | | N | S,T,VP,SC | 4 | 90+ Days | | |
| 143767 | Tiruvannamalai Agni Hill | 12/01/2020 | Active | 23 | 6 | 3 | 3 | 15.00% | 17 | 1 | 0 | | N | | 3 | 90+ Days | \$109.89 | |
| Exc Award (06/30/2021, 06/30/2023) | | | | | | | | | | | | | | | | | | |
| 145020 | Tiruvannamalai Arunachala | 02/23/2021 | Active | 23 | 4 | 4 | 0 | 0.00% | 24 | 2 | 0 | | R | T,VP,SC | 0 | | \$251.56 | |
| Exc Award (06/30/2022, 06/30/2024) | | | | | | | | | | | | | | | | | | |
| 152064 | Tiruvannamalai Arunai Jothi | 08/22/2022 | Active | 25 | 2 | 3 | -1 | -3.85% | 21 | 1 | 0 | | N | VP | 1 | | | |
| Exc Award (06/30/2023, 06/30/2024) | | | | | | | | | | | | | | | | | | |
| 143791 | Tiruvannamalai Bharani Deepam | 12/04/2020 | Active | 36 | 0 | 0 | 0 | 0.00% | 37 | | 4 | | N | P,T,SC | 1 | | \$193.42 | |
| Exc Award (06/30/2021, 06/30/2022, 06/30/2023) | | | | | | | | | | | | | | | | | | |
| 131131 | Tiruvannamalai Centennial | 05/29/2017 | Active(2) | 59 | 13 | 1 | 12 | 25.53% | 50 | 1 | 3 | | N | P,VP,SC | 4 | | | |
| Exc Award (06/30/2018, 06/30/2022) | | | | | | | | | | | | | | | | | | |
| 56791 | TIRUVANNAMALAI DEEPAM | 04/10/1995 | Active | 56 | 0 | 0 | 0 | 0.00% | 56 | | 0 | | N | | 4 | | | |
| Exc Award (06/30/2017, 06/30/2019, 06/30/2020) | | | | | | | | | | | | | | | | | | |
| 67671 | TIRUVANNAMALAI MAHA DEEPAM | 04/07/2003 | Active | 33 | 11 | 0 | 11 | 50.00% | 22 | | 2 | | | T,M,VP,SC | 0 | | \$1,413.60 | |
| Exc Award (06/30/2018, 06/30/2021, 06/30/2022) | | | | | | | | | | | | | | | | | | |
| 100500 | TIRUVANNAMALAI RAMANAR | 11/02/2007 | Active(1) | 28 | 5 | 0 | 5 | 21.74% | 30 | | 1 | | R | M,VP,SC | 0 | | | |
| Exc Award (06/30/2017, 06/30/2023) | | | | | | | | | | | | | | | | | | |
| 121366 | Tiruvannamalai Temple city | 02/13/2014 | Status Quo(2) | 0 | 0 | 18 | -18 | -100.00% | 0 | 9 | 0 | | None | P,S,T,M,VP SC | 3 | 90+ Days | | |



Club Health Assessment for District 324 I through December 2024

| | | | Status | Membership | | | | | | | Reports | | | | | Finance | LCIF |
|--|----------------------------|--------------|---|-----------------------------|-------------------|---------------------|----------------|---|----------------------------|--|-------------------------------------|------------------------------------|------------------------|---|--|-----------------|-----------------------------------|
| Club Number | Club Name | Charter Date | | Current Member Count | YTD Members Added | YTD Members Dropped | YTD Net Growth | YTD Net Growth% | Member Count 12 Months Ago | Avg. length of service for dropped members | Months Since Last MMR *** | Yrs. Since Last Officer Report | President Rotation | Vice President Reported **** | Months Since Last Activity Report *** | Account Balance | Donations for current Fiscal Year |
| | | | Number of times on status quo within last two years | If below 15 members appears | | | | If net loss is greater than 20% appears | | | If no report in 3 months appears in | When more than one year appears in | Number of repeat terms | Notes the officers that do not have an active | If no report at 12 months appears in red | | |
| Exc Award (06/30/2017, 06/30/2018, 06/30/2020) | 144500 Tiruvannamalai Town | 12/31/2020 | Active(1) | 18 | 1 | 1 | 0 | 0.00% | 21 | 2 | 4 | | | R T,M,SC | 5 | | |
| Exc Award (06/30/2021, 06/30/2023, 06/30/2020) | 116095 VANDALUR | 02/17/2012 | Active(1) | 16 | 0 | 0 | 0 | 0.00% | 16 | | 8 | | | N P,S,T | 5 | | |
| Exc Award (06/30/2017) | 26462 VANDAVASI | 12/05/1972 | Active | 37 | 0 | 0 | 0 | 0.00% | 37 | | 4 | | | M,VP,SC | 0 | | \$726.86 |
| Exc Award (06/30/2022, 06/30/2023) | 64841 VANDAVASI HILL TOWN | 12/14/2001 | Active | 29 | 3 | 0 | 3 | 11.54% | 26 | | 5 | | | N P,T | 4 | 90+ Days | \$676.85 |
| Exc Award (06/30/2017, 06/30/2021, 06/30/2020) | 60256 VETTAVALAM | 01/02/1998 | Active | 48 | 0 | 1 | -1 | -2.04% | 46 | 11 | 0 | | | N M,VP,SC | 2 | 90+ Days | \$2,934.40 |
| Exc Award (06/30/2017, 06/30/2018, 06/30/2020) | | | | | | | | | | | | | | | | | |


Clubs Cancelled Previous Fiscal Year – Clubs Cancelled within last 12 months may be reinstated

| Club Number | Club Name | Charter Date | Current Status* | Cancellation Date |
|-------------|------------------------------------|--------------|-----------------|-------------------|
| 147955 | Chithamur New Epoch | 08/27/2021 | Cancelled(8*) | 12/29/2023 |
| 128831 | Kattankulathur Potheri Centennial | 09/16/2016 | Cancelled(8*) | 12/29/2023 |
| 148666 | Peerkankaranai Singam Arakkattalai | 12/17/2021 | Cancelled(8*) | 12/29/2023 |
| 150871 | Sathankuppam | 06/30/2022 | Cancelled(8*) | 12/29/2023 |
| 139039 | Thiruporur Temple City | 07/15/2019 | Cancelled(6*) | 08/29/2023 |
| 104280 | THIRUVADUR PAVUNJUR | 01/05/2009 | Cancelled(8*) | 01/29/2024 |

| Current Total Clubs Count | YTD New Clubs Count | YTD Cancelled Clubs Count | YTD Net Club Gain | Current Total Members Count | YTD Add | YTD Drop | YTD Net Growth | YTD Net Growth % | Member Count 12 Months Ago | Average Member Count Per Club | % of Clubs with less than 20 members | % No MMR in 3 Months | % No Officer Report in 12 Months | % of Clubs with balance 90+ days | Number of Clubs in Status Quo | % Status Quo Clubs in Financial Suspension | Number of Cancelled Clubs | Average Cancelled Club Age | Members Lost Due to Cancellation | % of Clubs Cancelled for Non-Financial Reasons |
|---------------------------|---------------------|---------------------------|-------------------|-----------------------------|---------|----------|----------------|------------------|----------------------------|-------------------------------|--------------------------------------|----------------------|----------------------------------|----------------------------------|-------------------------------|--|---------------------------|----------------------------|----------------------------------|--|
| 78 | 3 | 1 | 2 | 2,371 | 230 | 155 | 75 | 3.27% | 2,325 | 30 | 24% | 51% | 0% | 18% | 2 | 100% | 1 | 44 | 16 | -500% |



Club Health Assessment for District 324 I through December 2024

|  | | | Status | Membership | | | | | | | Reports | | | | | Finance | LCIF |
|--|-----------|--------------|---|-----------------------------|-------------------|---------------------|----------------|---|----------------------------|--|-------------------------------------|------------------------------------|------------------------|---|--|-----------------|-----------------------------------|
| Club Number | Club Name | Charter Date | | Current Member Count | YTD Members Added | YTD Members Dropped | YTD Net Growth | YTD Net Growth% | Member Count 12 Months Ago | Avg. length of service for dropped members | Months Since Last MMR *** | Yrs. Since Last Officer Report | President Rotation | Vice President Reported **** | Months Since Last Activity Report *** | Account Balance | Donations for current Fiscal Year |
| | | | Number of times on status quo within last two years | If below 15 members appears | | | | If net loss is greater than 20% appears | | | If no report in 3 months appears in | When more than one year appears in | Number of repeat terms | Notes the officers that do not have an active | If no report at 12 months appears in red | | |



Club Health Assessment for District 324 J through December 2024

| | | | Status | Membership | | | | | | Reports | | | | | Finance | | LCIF |
|---|--|--------------|---|-----------------------------|-------------------|---------------------|----------------|---|----------------------------|--|-------------------------------------|------------------------------------|------------------------|---|--|-----------------|-----------------------------------|
| Club Number | Club Name | Charter Date | | Current Member Count | YTD Members Added | YTD Members Dropped | YTD Net Growth | YTD Net Growth% | Member Count 12 Months Ago | Avg. length of service for dropped members | Months Since Last MMR *** | Yrs. Since Last Officer Report | President Rotation | Vice President Reported **** | Months Since Last Activity Report *** | Account Balance | Donations for current Fiscal Year |
| | | | Number of times on status quo within last two years | If below 15 members appears | | | | If net loss is greater than 20% appears | | | If no report in 3 months appears in | When more than one year appears in | Number of repeat terms | Notes the officers that do not have an active | If no report at 12 months appears in red | | |
| Clubs less than two years old | | | | | | | | | | | | | | | | | |
| 175497 | Chennai Central Chrompet | 08/29/2024 | Active | 25 | 25 | 0 | 25 | 100.00% | 0 | | 0 | | | T,M,VP,SC | 0 | 90+ Days | |
| 155698 | Chennai Greater Seneerkuppam | 09/26/2023 | Cancelled(8*) | 0 | 0 | 21 | -21 | -100.00% | 21 | 1 | 13 | 1 | None | P,S,T,M,VP SC | 12 | 90+ Days | |
| 155128 | Chennai Jungle King | 08/29/2023 | Cancelled(8*) | 0 | 0 | 20 | -20 | -100.00% | 20 | 1 | 0 | 1 | None | P,S,T,M,VP SC | N/R | 90+ Days | |
| 156132 | Chennai Kalam Kanavugal | 09/28/2023 | Cancelled(8*) | 0 | 0 | 20 | -20 | -100.00% | 20 | 1 | 9 | 1 | None | P,S,T,M,VP SC | 9 | 90+ Days | |
| 176795 | Chennai Maartram | 09/06/2024 | Newly Chartered | 25 | 25 | 0 | 25 | 100.00% | 0 | | 3 | | | M,VP,SC | N/R | 90+ Days | |
| 153441 | Chennai Muthu Paneervakkam | 02/14/2023 | Cancelled(8*) | 0 | 0 | 26 | -26 | -100.00% | 26 | 2 | 0 | 1 | None | P,S,T,M,VP SC | N/R | 90+ Days | |
| 156114 | Chennai Namma Karanodai | 09/29/2023 | Active | 30 | 5 | 0 | 5 | 20.00% | 25 | | 4 | | 2 | M,VP,SC | 0 | | |
| 155162 | Chennai Namu Avadi Prime | 08/30/2023 | Cancelled(8*) | 0 | 0 | 20 | -20 | -100.00% | 20 | 1 | 0 | 1 | None | P,S,T,M,VP SC | 12 | 90+ Days | |
| 156905 | Chennai Old Mahabalipuram Road Friends | 12/27/2023 | Active(1) | 20 | 0 | 0 | 0 | 0.00% | 20 | | 10 | 1 | None | P,S,T,M,VP SC | N/A | | |
| 156307 | Chennai OTP India | 11/02/2023 | Cancelled(8*) | 0 | 0 | 21 | -21 | -100.00% | 20 | 1 | 3 | | None | P,S,T,M,VP SC | 3 | 90+ Days | |
| 155127 | Chennai Ponmanam | 08/03/2023 | Active | 16 | 0 | 5 | -5 | -23.81% | 21 | 2 | 0 | | 2 | R | 1 | | |
| 155066 | Chennai Prime Camp Road | 09/26/2023 | Cancelled(8*) | 0 | 0 | 20 | -20 | -100.00% | 20 | 2 | 0 | 1 | None | P,S,T,M,VP SC | N/R | 90+ Days | |
| 155133 | Chennai Prime Chromepet | 08/16/2023 | Active | 11 | 0 | 10 | -10 | -47.62% | 20 | 1 | 0 | | | P,M,VP,SC | 2 | | |
| 155094 | Chennai Prime Stars | 08/10/2023 | Cancelled(8*) | 0 | 0 | 20 | -20 | -100.00% | 20 | 1 | 0 | 1 | None | P,S,T,M,VP SC | 14 | 90+ Days | |
| 177671 | Chennai Tambaram Esteem | 09/02/2024 | Active | 23 | 23 | 0 | 23 | 100.00% | 0 | | 0 | | | M,VP,SC | 0 | 90+ Days | |
| 156738 | Chennai Velappanchavadi | 12/04/2023 | Active(1) | 10 | 2 | 13 | -11 | -52.38% | 20 | 1 | 0 | | | S,VP | 0 | | |
| 177413 | Chennai Virugai Blue Ocean | 10/03/2024 | Newly Chartered | 20 | 20 | 0 | 20 | 100.00% | 0 | | 2 | | | M,VP,SC | N/R | | |
| 175671 | Choolai Fortune | 08/22/2024 | Active | 20 | 20 | 0 | 20 | 100.00% | 0 | | 4 | | | M,VP,SC | N/A | | |
| 155413 | Karambakkam Prime Friends | 08/21/2023 | Active | 18 | 12 | 16 | -4 | -18.18% | 20 | 1 | 0 | | | S,VP | 0 | | |
| 157509 | Thiruvottiyur PVS Prime | 05/22/2024 | Active | 25 | 4 | 0 | 4 | 19.05% | 0 | | 4 | | None | P,S,T,M,VP SC | 1 | | |
| Clubs more than two years old | | | | | | | | | | | | | | | | | |
| 143757 | Ambattur Greater | 12/29/2020 | Active | 54 | 17 | 0 | 17 | 45.95% | 39 | | 0 | | | M,VP,SC | 1 | | \$2,001.80 |
| Exc Award (06/30/2021, 06/30/2022, 06/30/20 | | | | | | | | | | | | | | | | | |



Club Health Assessment for District 324 J through December 2024

| | | | Status | Membership | | | | | | | Reports | | | | | Finance | | LCIF |
|-------------|--|--------------|---|-----------------------------|-------------------|---------------------|----------------|---|----------------------------|--|-------------------------------------|------------------------------------|------------------------|---|--|-----------------|-----------------------------------|------|
| Club Number | Club Name | Charter Date | | Current Member Count | YTD Members Added | YTD Members Dropped | YTD Net Growth | YTD Net Growth% | Member Count 12 Months Ago | Avg. length of service for dropped members | Months Since Last MMR *** | Yrs. Since Last Officer Report | President Rotation | Vice President Reported **** | Months Since Last Activity Report *** | Account Balance | Donations for current Fiscal Year | |
| | | | Number of times on status quo within last two years | If below 15 members appears | | | | If net loss is greater than 20% appears | | | If no report in 3 months appears in | When more than one year appears in | Number of repeat terms | Notes the officers that do not have an active | If no report at 12 months appears in red | | | |
| 26412 | AVADI | 02/26/1970 | Active | 150 | 21 | 3 | 18 | 13.64% | 131 | 10 | 0 | | | M,VP,SC | 1 | | | |
| | Exc Award (06/30/2018, 06/30/2020) | | | | | | | | | | | | | | | | | |
| 140885 | Avadi Market | 02/25/2020 | Active(2) | 34 | 0 | 0 | 0 | 0.00% | 36 | | 9 | | | M,VP,SC | 2 | | \$1,000.90 | |
| 152132 | Avadi Unity | 08/05/2022 | Cancelled(8*) | 0 | 0 | 22 | -22 | -100.00% | 22 | 2 | 0 | 1 | None | P,S,T,M,VP SC | N/A | 90+ Days | | |
| | Exc Award (06/30/2023) | | | | | | | | | | | | | | | | | |
| 138797 | Chennai A R Karanodai | 08/08/2019 | Cancelled(8*) | 0 | 0 | 15 | -15 | -100.00% | 14 | 4 | 0 | | None | P,S,T,M,VP SC | 14 | 90+ Days | | |
| | Exc Award (06/30/2020) | | | | | | | | | | | | | | | | | |
| 110618 | CHENNAI AADHAVAN ARUMBAKKAM | 04/25/2011 | Active(1) | 69 | 12 | 0 | 12 | 21.05% | 60 | | 0 | | 2 | T,M,VP,SC | 2 | | | |
| | Exc Award (06/30/2018, 06/30/2024) | | | | | | | | | | | | | | | | | |
| 135172 | Chennai Aadhavan NSK Nagar | 06/20/2018 | Cancelled(8*) | 0 | 0 | 10 | -10 | -100.00% | 13 | 5 | 0 | 1 | None | P,S,T,M,VP SC | 14 | 90+ Days | | |
| 108527 | CHENNAI AANANDAM RAZACK GARDEN | 06/08/2010 | Active(2) | 16 | 0 | 0 | 0 | 0.00% | 15 | | 7 | | 2 | VP | 1 | | | |
| | Exc Award (06/30/2018, 06/30/2019, 06/30/2020) | | | | | | | | | | | | | | | | | |
| 97152 | CHENNAI ABHIMAANN THANDALAAM | 05/18/2006 | Active(1) | 15 | 0 | 0 | 0 | 0.00% | 7 | | 7 | | None | P,S,T,M,VP SC | 16 | | | |
| | Exc Award (06/30/2021) | | | | | | | | | | | | | | | | | |
| 63681 | CHENNAI AGARAM | 11/08/2000 | Active(1) | 46 | 5 | 1 | 4 | 9.52% | 59 | 14 | 0 | | N | SC | 2 | | \$2,001.80 | |
| | Exc Award (06/30/2016) | | | | | | | | | | | | | | | | | |
| 120412 | Chennai Alapakkam Porur | 09/26/2013 | Active | 24 | 0 | 0 | 0 | 0.00% | 23 | | 6 | | | T,M,VP,SC | 0 | | | |
| | Exc Award (06/30/2018, 06/30/2021) | | | | | | | | | | | | | | | | | |
| 116652 | CHENNAI ALPHA CITY | 04/27/2012 | Active | 36 | 14 | 2 | 12 | 50.00% | 41 | 8 | 0 | | N | VP | 0 | | | |
| 60920 | CHENNAI AMBASSADORS | 06/22/1998 | Active | 17 | 0 | 0 | 0 | 0.00% | 19 | | 5 | | R | P,S,T | 2 | | | |
| | Exc Award (06/30/2016, 06/30/2018, 06/30/2020) | | | | | | | | | | | | | | | | | |
| 124663 | Chennai Amman Nagar | 04/16/2015 | Cancelled(6*) | 0 | 0 | 4 | -4 | -100.00% | 25 | 7 | 5 | | None | P,S,T,M,VP SC | 15 | 90+ Days | | |
| | Exc Award (06/30/2016, 06/30/2018, 06/30/2020) | | | | | | | | | | | | | | | | | |
| 110447 | CHENNAI BALAMURUGAN NAGAR | 03/07/2011 | Active(1) | 31 | 4 | 2 | 2 | 6.90% | 32 | 1 | 0 | | 2 | N | T | 4 | 90+ Days | |
| | Exc Award (06/30/2016, 06/30/2024) | | | | | | | | | | | | | | | | | |
| 151425 | Chennai Blessing Mugalivakkam | 06/22/2022 | Cancelled(8*) | 0 | 0 | 70 | -70 | -100.00% | 70 | 2 | 0 | | None | P,S,T,M,VP SC | 24+ | 90+ Days | | |
| 132083 | Chennai Centennial Madipakkam | 07/03/2017 | Active | 42 | 13 | 3 | 10 | 31.25% | 32 | 8 | 0 | | | P,VP,SC | 5 | 90+ Days | | |



Club Health Assessment for District 324 J through December 2024

| | | | Status | Membership | | | | | | | Reports | | | | | Finance | | LCIF |
|--|-----------------------------------|--------------|---|-----------------------------|-------------------|---------------------|---|-----------------|----------------------------|--|---------------------------|--------------------------------|------------------------------------|------------------------------|---|--|-----------------------------------|------------|
| Club Number | Club Name | Charter Date | | Current Member Count | YTD Members Added | YTD Members Dropped | YTD Net Growth | YTD Net Growth% | Member Count 12 Months Ago | Avg. length of service for dropped members | Months Since Last MMR *** | Yrs. Since Last Officer Report | President Rotation | Vice President Reported **** | Months Since Last Activity Report *** | Account Balance | Donations for current Fiscal Year | |
| | | | Number of times on status quo within last two years | If below 15 members appears | | | If net loss is greater than 20% appears | | | If no report in 3 months appears in | | | When more than one year appears in | Number of repeat terms | Notes the officers that do not have an active | If no report at 12 months appears in red | | |
| Exc Award (06/30/2018, 06/30/2022, 06/30/2024) | | | | | | | | | | | | | | | | | | |
| 133253 | Chennai Centennial Sholavaram | 11/29/2017 | Active | 14 | 4 | 0 | 4 | 40.00% | 14 | | 0 | | | | P,M,VP,SC | 1 | | |
| Exc Award (06/30/2021) | | | | | | | | | | | | | | | | | | |
| 139978 | Chennai Central Gummidipoondi | 11/04/2019 | Active(1) | 50 | 13 | 1 | 12 | 31.58% | 41 | 1 | 0 | | | R | T,M | 0 | | |
| Exc Award (06/30/2021, 06/30/2023, 06/30/2024) | | | | | | | | | | | | | | | | | | |
| 66603 | CHENNAI CENTRAL HASTHINAPURAM | 09/06/2002 | Active | 41 | 4 | 10 | -6 | -12.77% | 45 | 4 | 0 | | | R | T,VP,SC | 0 | 90+ Days | \$2,001.80 |
| Exc Award (06/30/2016, 06/30/2018, 06/30/2024) | | | | | | | | | | | | | | | | | | |
| 120250 | Chennai Central Kolathur | 09/04/2013 | Active | 39 | 9 | 1 | 8 | 25.81% | 26 | 1 | 1 | | | N | M | 3 | | |
| Exc Award (06/30/2016, 06/30/2021) | | | | | | | | | | | | | | | | | | |
| 100372 | CHENNAI CHEMMANCHERI | 10/11/2007 | Active(1) | 13 | 0 | 0 | 0 | 0.00% | 13 | | 13 | 1 | None | | P,S,T,M,VP SC | 16 | | |
| 104846 | CHENNAI CHITLAPAKKAM EAST | 03/02/2009 | Active | 28 | 6 | 0 | 6 | 27.27% | 24 | | 4 | | | R | P,SC | 2 | 90+ Days | |
| Exc Award (06/30/2018, 06/30/2021) | | | | | | | | | | | | | | | | | | |
| 100417 | CHENNAI CHROME PET EAST | 10/23/2007 | Active | 5 | 0 | 0 | 0 | 0.00% | 5 | | 4 | 1 | None | | P,S,T,M,VP SC | 15 | 90+ Days | |
| Exc Award (06/30/2019) | | | | | | | | | | | | | | | | | | |
| 65472 | CHENNAI CHROME PET WEST | 06/13/2002 | Active | 37 | 1 | 2 | -1 | -2.63% | 48 | 2 | 5 | | | N | VP | 0 | | |
| Exc Award (06/30/2016, 06/30/2018, 06/30/2024) | | | | | | | | | | | | | | | | | | |
| 133254 | Chennai Damu Krishna Nagar | 11/29/2017 | Active | 19 | 1 | 0 | 1 | 5.56% | 23 | | 4 | | | R | | 1 | 90+ Days | |
| Exc Award (06/30/2018, 06/30/2022) | | | | | | | | | | | | | | | | | | |
| 148395 | Chennai Devendrar Nagar | 09/27/2021 | Active | 26 | 2 | 0 | 2 | 8.33% | 26 | | 2 | | | | M,VP,SC | 1 | | \$1,000.90 |
| 144366 | Chennai Ever Green Karayanchavadi | 12/31/2020 | Active | 20 | 0 | 0 | 0 | 0.00% | 22 | | 2 | | | | M,VP,SC | 2 | | |
| 119229 | CHENNAI GOLDEN KORATTUR | 04/25/2013 | Cancelled(8*) | 0 | 0 | 32 | -32 | -100.00% | 32 | 9 | 0 | | None | | P,S,T,M,VP SC | 24+ | 90+ Days | |
| Exc Award (06/30/2016, 06/30/2018) | | | | | | | | | | | | | | | | | | |
| 130485 | Chennai Golden Madipakkam | 03/29/2017 | Active(1) | 18 | 0 | 4 | -4 | -18.18% | 22 | 4 | 0 | | | | M,VP,SC | 2 | | |
| Exc Award (06/30/2018) | | | | | | | | | | | | | | | | | | |
| 105855 | CHENNAI GOLDEN VALASARAVAKKAM | 06/29/2009 | Active | 53 | 0 | 0 | 0 | 0.00% | 53 | | 7 | | | | T,M,VP,SC | 3 | | \$275.53 |
| Exc Award (06/30/2020, 06/30/2021, 06/30/2024) | | | | | | | | | | | | | | | | | | |



Club Health Assessment for District 324 J through December 2024

| | | | Status | Membership | | | | | | | Reports | | | | | Finance | | LCIF |
|-------------|---|--------------|---|-----------------------------|-------------------|---------------------|----------------|---|----------------------------|--|-------------------------------------|------------------------------------|------------------------|---|--|-----------------|-----------------------------------|------|
| Club Number | Club Name | Charter Date | | Current Member Count | YTD Members Added | YTD Members Dropped | YTD Net Growth | YTD Net Growth% | Member Count 12 Months Ago | Avg. length of service for dropped members | Months Since Last MMR *** | Yrs. Since Last Officer Report | President Rotation | Vice President Reported **** | Months Since Last Activity Report *** | Account Balance | Donations for current Fiscal Year | |
| | | | Number of times on status quo within last two years | If below 15 members appears | | | | If net loss is greater than 20% appears | | | If no report in 3 months appears in | When more than one year appears in | Number of repeat terms | Notes the officers that do not have an active | If no report at 12 months appears in red | | | |
| 108425 | CHENNAI GREATER CHROMPET Exc Award (06/30/2020) | 06/08/2010 | Active | 48 | 6 | 2 | 4 | 9.09% | 40 | 7 | 4 | | | N | M,VP,SC | 0 | \$50.01 | |
| 143656 | Chennai Greater Lakshmiapuram Exc Award (06/30/2021, 06/30/2024) | 12/29/2020 | Active | 6 | 0 | 0 | 0 | 0.00% | 11 | | 6 | | 3 | R | M,SC | 7 | | |
| 128385 | Chennai Greater Majestic Valasaravakkam | 08/01/2016 | Active | 6 | 0 | 0 | 0 | 0.00% | 6 | | 5 | | 5 | | M,VP,SC | 17 | 90+ Days | |
| 132135 | Chennai Greater Moovarasampet Exc Award (06/30/2018, 06/30/2020, 06/30/2024) | 07/03/2017 | Active | 21 | 1 | 0 | 1 | 5.00% | 22 | | 2 | | | | M,VP,SC | 1 | | |
| 131208 | Chennai Green India Exc Award (06/30/2018, 06/30/2021, 06/30/2024) | 06/14/2017 | Status Quo(2) | 3 | 2 | 10 | -8 | -72.73% | 24 | 5 | 4 | | None | | P,S,M,VP,SC | 14 | 90+ Days | |
| 63701 | CHENNAI GUMMIDIPOONDI Exc Award (06/30/2016, 06/30/2018, 06/30/2024) | 11/20/2000 | Active(1) | 58 | 11 | 2 | 9 | 18.37% | 51 | 4 | 0 | | | | T,M,VP,SC | 0 | | |
| 143683 | Chennai Ikkadu Veppampattu Exc Award (06/30/2021) | 01/04/2021 | Active | 12 | 1 | 5 | -4 | -25.00% | 15 | 3 | 1 | | | | M,VP,SC | 2 | \$25.46 | |
| 97242 | CHENNAI JAFFERKHANPET Exc Award (06/30/2016, 06/30/2020, 06/30/2024) | 06/01/2006 | Active | 33 | 2 | 0 | 2 | 6.45% | 31 | | 5 | | | N | | 0 | | |
| 133036 | Chennai Jalladianpettai Diamond Exc Award (06/30/2021) | 11/09/2017 | Active | 16 | 0 | 0 | 0 | 0.00% | 16 | | 13 | 1 | None | | P,S,T,M,VP,SC | 9 | 90+ Days | |
| 104869 | CHENNAI JUDGE COLONY | 03/02/2009 | Active(1) | 19 | 0 | 0 | 0 | 0.00% | 19 | | 1 | | | | M,VP,SC | 16 | | |
| 106293 | CHENNAI KALADIPET Exc Award (06/30/2016, 06/30/2018) | 08/18/2009 | Active | 29 | 4 | 7 | -3 | -9.38% | 31 | 5 | 0 | | | N | | 2 | | |
| 125249 | Chennai Kamaraj Nagar Exc Award (06/30/2016, 06/30/2021) | 06/22/2015 | Active(1) | 34 | 0 | 2 | -2 | -5.56% | 35 | 2 | 3 | | | R | | 1 | \$1,000.90 | |
| 97835 | CHENNAI KARAMBAKKAM PORUR Exc Award (06/30/2016, 06/30/2019, 06/30/2024) | 10/17/2006 | Active(1) | 64 | 2 | 0 | 2 | 3.23% | 62 | | 0 | | | N | P,T | 5 | \$1,000.90 | |
| 98070 | CHENNAI KARANODAI Exc Award (06/30/2016, 06/30/2018, 06/30/2024) | 11/28/2006 | Active | 59 | 10 | 8 | 2 | 3.51% | 54 | 7 | 0 | | | | T,M,VP,SC | 2 | 90+ Days | |
| 144751 | Chennai Kathavoor City | 01/04/2021 | Active | 13 | 0 | 0 | 0 | 0.00% | 26 | | 6 | | | | T,M,VP,SC | N/A | 90+ Days | |



Club Health Assessment for District 324 J through December 2024

| | | | Status | Membership | | | | | | Reports | | | | | Finance | LCIF | |
|--|-----------------------------------|--------------|---|-----------------------------|-------------------|---------------------|----------------|---|----------------------------|--|-------------------------------------|------------------------------------|------------------------|---|--|-----------------|-----------------------------------|
| Club Number | Club Name | Charter Date | | Current Member Count | YTD Members Added | YTD Members Dropped | YTD Net Growth | YTD Net Growth% | Member Count 12 Months Ago | Avg. length of service for dropped members | Months Since Last MMR *** | Yrs. Since Last Officer Report | President Rotation | Vice President Reported **** | Months Since Last Activity Report *** | Account Balance | Donations for current Fiscal Year |
| | | | Number of times on status quo within last two years | If below 15 members appears | | | | If net loss is greater than 20% appears | | | If no report in 3 months appears in | When more than one year appears in | Number of repeat terms | Notes the officers that do not have an active | If no report at 12 months appears in red | | |
| Exc Award (06/30/2021) | | | | | | | | | | | | | | | | | |
| 84364 | CHENNAI KEELKATTALAI | 11/01/2004 | Active | 43 | 4 | 0 | 4 | 10.26% | 40 | | 1 | | | N | T,VP | 0 | |
| Exc Award (06/30/2020, 06/30/2024) | | | | | | | | | | | | | | | | | |
| 148517 | Chennai Keelkattalai Shine | 10/01/2021 | Active(1) | 23 | 1 | 0 | 1 | 4.55% | 22 | | 0 | | | N | S,T,VP,SC | 15 | |
| 124455 | Chennai Kolathur City | 03/23/2015 | Active(1) | 22 | 0 | 9 | -9 | -29.03% | 26 | 4 | 0 | | | N | VP | 5 | |
| Exc Award (06/30/2016, 06/30/2018, 06/30/2020) | | | | | | | | | | | | | | | | | |
| 100332 | CHENNAI KORATTUR | 10/04/2007 | Active | 68 | 0 | 0 | 0 | 0.00% | 76 | | 0 | | None | | P,S,T,M,VP SC | 9 | \$1,000.90 |
| Exc Award (06/30/2016, 06/30/2019, 06/30/2020) | | | | | | | | | | | | | | | | | |
| 142123 | Chennai Kovilambakkam Supreme | 07/13/2020 | Active(1) | 8 | 0 | 0 | 0 | 0.00% | 8 | | 12 | | | | M,VP,SC | 4 | |
| 64330 | CHENNAI KUNRATHUR | 05/22/2001 | Active | 97 | 36 | 0 | 36 | 59.02% | 72 | | 0 | | | N | | 0 | |
| Exc Award (06/30/2016, 06/30/2020) | | | | | | | | | | | | | | | | | |
| 100822 | CHENNAI LAKSHMIPURAM | 12/18/2007 | Active | 16 | 0 | 0 | 0 | 0.00% | 21 | | 9 | | 2 | | S,M,VP,SC | 2 | 90+ Days |
| Exc Award (06/30/2019, 06/30/2020, 06/30/2024) | | | | | | | | | | | | | | | | | |
| 63671 | CHENNAI MADAMBAKKAM | 11/08/2000 | Active(1) | 26 | 0 | 0 | 0 | 0.00% | 26 | | 5 | | | R | P,S,M,SC | 7 | |
| 141144 | Chennai Madhavaram Palm Town | 06/08/2020 | Active | 40 | 2 | 0 | 2 | 5.26% | 51 | | 4 | | | | M,VP,SC | 3 | \$1,000.90 |
| Exc Award (06/30/2021, 06/30/2022) | | | | | | | | | | | | | | | | | |
| 95071 | CHENNAI MADHAVARAM TRUCK TERMINAL | 01/17/2006 | Active | 20 | 2 | 0 | 2 | 11.11% | 27 | | 5 | | | | S,T,M,VP,SC | 0 | \$1,000.90 |
| Exc Award (06/30/2018, 06/30/2021, 06/30/2024) | | | | | | | | | | | | | | | | | |
| 134217 | Chennai Madipakkam Social Service | 04/02/2018 | Active(2) | 18 | 0 | 1 | -1 | -5.26% | 17 | 1 | 0 | | | | P,S,T,M,VP SC | 12 | |
| 104959 | CHENNAI MADURAVOYAL | 03/10/2009 | Active(1) | 13 | 10 | 4 | 6 | 85.71% | 9 | 3 | 0 | | 3 | N | T,M,VP,SC | 2 | 90+ Days |
| Exc Award (06/30/2021) | | | | | | | | | | | | | | | | | |
| 107013 | CHENNAI MAHALAKSHMI NAGAR | 12/11/2009 | Active | 16 | 0 | 0 | 0 | 0.00% | 16 | | 8 | | None | | P,S,T,M,VP SC | 15 | |
| 119231 | CHENNAI MAJESTIC VALASARAVAKKAM | 04/29/2013 | Active(1) | 12 | 6 | 0 | 6 | 100.00% | 8 | | 5 | | 2 | | M,VP,SC | 3 | |
| Exc Award (06/30/2018) | | | | | | | | | | | | | | | | | |
| 128725 | Chennai Mannivakkam | 09/12/2016 | Active | 50 | 10 | 0 | 10 | 25.00% | 44 | | 5 | | | N | | 0 | \$150.01 |
| Exc Award (06/30/2019, 06/30/2020, 06/30/2024) | | | | | | | | | | | | | | | | | |
| 138658 | Chennai Mathiravedu | 06/19/2019 | Status Quo(2) | 29 | 10 | 0 | 10 | 52.63% | 17 | | 4 | | | | T,M,VP,SC | 2 | 90+ Days |



Club Health Assessment for District 324 J through December 2024

| | | | Status | Membership | | | | | | | Reports | | | | | Finance | | LCIF |
|--|----------------------------------|--------------|---|-----------------------------|-------------------|---------------------|----------------|---|----------------------------|--|-------------------------------------|------------------------------------|------------------------|---|--|-----------------|-----------------------------------|------|
| Club Number | Club Name | Charter Date | | Current Member Count | YTD Members Added | YTD Members Dropped | YTD Net Growth | YTD Net Growth% | Member Count 12 Months Ago | Avg. length of service for dropped members | Months Since Last MMR *** | Yrs. Since Last Officer Report | President Rotation | Vice President Reported **** | Months Since Last Activity Report *** | Account Balance | Donations for current Fiscal Year | |
| | | | Number of times on status quo within last two years | If below 15 members appears | | | | If net loss is greater than 20% appears | | | If no report in 3 months appears in | When more than one year appears in | Number of repeat terms | Notes the officers that do not have an active | If no report at 12 months appears in red | | | |
| Exc Award (06/30/2024) | | | | | | | | | | | | | | | | | | |
| 131818 | CHENNAI MAYURI | 07/03/2017 | Active | 26 | 11 | 6 | 5 | 23.81% | 16 | 2 | 0 | | | N | M,SC | 1 | | |
| Exc Award (06/30/2018) | | | | | | | | | | | | | | | | | | |
| 65054 | CHENNAI MEDAVAKKAM | 03/06/2002 | Active | 46 | 5 | 3 | 2 | 4.55% | 50 | 17 | 1 | | | N | | 2 | \$2,001.80 | |
| Exc Award (06/30/2018, 06/30/2019, 06/30/20) | | | | | | | | | | | | | | | | | | |
| 117281 | CHENNAI MEDAVAKKAM SUPREME | 06/22/2012 | Active | 57 | 3 | 2 | 1 | 1.79% | 63 | 4 | 1 | | | N | | 0 | | |
| Exc Award (06/30/2018, 06/30/2021, 06/30/20) | | | | | | | | | | | | | | | | | | |
| 66549 | CHENNAI METRO GOLDEN GATE | 08/14/2002 | Active | 5 | 0 | 0 | 0 | 0.00% | 5 | | 8 | | | | M,VP,SC | 15 | | |
| Exc Award (06/30/2019, 06/30/2023) | | | | | | | | | | | | | | | | | | |
| 144365 | Chennai Metro Smile | 12/30/2020 | Active(1) | 6 | 0 | 0 | 0 | 0.00% | 5 | | 7 | | 4 | | M,VP,SC | 24+ | | |
| 137367 | Chennai Metro Vision | 02/03/2019 | Active | 17 | 0 | 0 | 0 | 0.00% | 16 | | 1 | | | N | M,SC | 2 | | |
| Exc Award (06/30/2021) | | | | | | | | | | | | | | | | | | |
| 67112 | CHENNAI MOOVARASAMPET | 01/14/2003 | Active | 26 | 0 | 2 | -2 | -7.14% | 25 | 6 | 0 | | | | P,T,M,VP,SC | 3 | | |
| Exc Award (06/30/2019) | | | | | | | | | | | | | | | | | | |
| 64406 | CHENNAI MOTHER INDIA | 06/12/2001 | Active | 29 | 11 | 0 | 11 | 61.11% | 23 | | 1 | | | | M,VP,SC | 0 | \$1,000.90 | |
| Exc Award (06/30/2016, 06/30/2018, 06/30/20) | | | | | | | | | | | | | | | | | | |
| 98291 | CHENNAI MOUNT CITY | 01/15/2007 | Active | 20 | 3 | 1 | 2 | 11.11% | 17 | 16 | 4 | | | N | S,VP | 0 | | |
| Exc Award (06/30/2018, 06/30/2019, 06/30/20) | | | | | | | | | | | | | | | | | | |
| 142161 | Chennai Mylai Temple City | 07/10/2020 | Active(2) | 8 | 0 | 4 | -4 | -33.33% | 11 | 2 | 3 | | | N | S,SC | 0 | | |
| Exc Award (06/30/2024) | | | | | | | | | | | | | | | | | | |
| 144583 | Chennai Nanmangalam Supreme | 12/31/2020 | Active(1) | 33 | 11 | 0 | 11 | 50.00% | 32 | | 4 | | | | M,VP,SC | 1 | | |
| Exc Award (06/30/2021, 06/30/2023, 06/30/20) | | | | | | | | | | | | | | | | | | |
| 97748 | CHENNAI NEHRU NAGAR | 09/22/2006 | Active | 23 | 4 | 0 | 4 | 21.05% | 22 | | 2 | | | | T,VP,SC | 5 | | |
| Exc Award (06/30/2018, 06/30/2020) | | | | | | | | | | | | | | | | | | |
| 112045 | CHENNAI NEW CENTRAL CHITLAPAKKAM | 08/12/2011 | Active(1) | 4 | 0 | 0 | 0 | 0.00% | 4 | | 9 | 1 | None | | P,S,T,M,VP SC | 24+ | | |
| 108974 | CHENNAI NEW CHROME PET | 07/28/2010 | Active | 23 | 5 | 2 | 3 | 15.00% | 20 | 8 | 1 | | | N | M,VP | 3 | 90+ Days | |
| Exc Award (06/30/2016) | | | | | | | | | | | | | | | | | | |
| 135481 | Chennai New Padappai West | 07/17/2018 | Active | 7 | 0 | 3 | -3 | -30.00% | 10 | 6 | 1 | | | | M,VP,SC | 24+ | | |



Club Health Assessment for District 324 J through December 2024

| | | | Status | Membership | | | | | | Reports | | | | | Finance | LCIF | |
|-------------|--|--------------|---|-----------------------------|-------------------|---------------------|----------------|---|----------------------------|--|-------------------------------------|------------------------------------|------------------------|---|--|-----------------|-----------------------------------|
| Club Number | Club Name | Charter Date | | Current Member Count | YTD Members Added | YTD Members Dropped | YTD Net Growth | YTD Net Growth% | Member Count 12 Months Ago | Avg. length of service for dropped members | Months Since Last MMR *** | Yrs. Since Last Officer Report | President Rotation | Vice President Reported **** | Months Since Last Activity Report *** | Account Balance | Donations for current Fiscal Year |
| | | | Number of times on status quo within last two years | If below 15 members appears | | | | If net loss is greater than 20% appears | | | If no report in 3 months appears in | When more than one year appears in | Number of repeat terms | Notes the officers that do not have an active | If no report at 12 months appears in red | | |
| 109102 | CHENNAI NEW ULLAGARAM | 08/20/2010 | Active(1) | 14 | 7 | 2 | 5 | 55.56% | 9 | 11 | 2 | | 2 | M,VP,SC | 1 | | |
| | Exc Award (06/30/2018) | | | | | | | | | | | | | | | | |
| 117681 | CHENNAI NOOTHENCHERI | 08/21/2012 | Active | 63 | 5 | 16 | -11 | -14.86% | 72 | 3 | 2 | | | M,VP,SC | 5 | | |
| | Exc Award (06/30/2016, 06/30/2020, 06/30/2024) | | | | | | | | | | | | | | | | |
| 137790 | Chennai Oragadam City | 04/01/2019 | Active(1) | 31 | 0 | 0 | 0 | 0.00% | 33 | | 6 | | | M,VP,SC | 10 | | |
| | Exc Award (06/30/2021, 06/30/2024) | | | | | | | | | | | | | | | | |
| 119230 | CHENNAI OTTIYAMBAKKAM | 04/26/2013 | Active | 17 | 0 | 0 | 0 | 0.00% | 17 | | 8 | 1 | None | P,S,T,M,VP SC | 15 | 90+ Days | |
| | Exc Award (06/30/2018) | | | | | | | | | | | | | | | | |
| 88818 | CHENNAI PADI | 06/29/2005 | Active | 8 | 5 | 5 | 0 | 0.00% | 13 | 4 | 2 | | | P,T,VP,SC | 13 | | |
| | Exc Award (06/30/2016, 06/30/2018) | | | | | | | | | | | | | | | | |
| 143064 | Chennai Padiyanallur | 10/05/2020 | Active(1) | 30 | 11 | 0 | 11 | 57.89% | 21 | | 0 | | N | S,VP | 0 | | |
| | Exc Award (06/30/2021, 06/30/2023) | | | | | | | | | | | | | | | | |
| 121030 | Chennai Pammal Sammanthanar | 12/27/2013 | Active | 27 | 0 | 0 | 0 | 0.00% | 27 | | 3 | | | M,VP,SC | 3 | | |
| | Exc Award (06/30/2020, 06/30/2022) | | | | | | | | | | | | | | | | |
| 110616 | CHENNAI PERAMBUR NORTH | 04/04/2011 | Active | 39 | 3 | 0 | 3 | 8.33% | 47 | | 0 | | N | M | 5 | 90+ Days | |
| | Exc Award (06/30/2016, 06/30/2018, 06/30/2020) | | | | | | | | | | | | | | | | |
| 66594 | CHENNAI PONNERI | 09/06/2002 | Active(1) | 32 | 12 | 5 | 7 | 28.00% | 30 | 0 | 0 | | N | VP | 0 | | |
| | Exc Award (06/30/2016, 06/30/2018, 06/30/2020) | | | | | | | | | | | | | | | | |
| 121862 | Chennai Progeny Thiruninravur | 04/15/2014 | Cancelled(8*) | 0 | 0 | 22 | -22 | -100.00% | 32 | 5 | 3 | | None | P,S,T,M,VP SC | 15 | 90+ Days | |
| | Exc Award (06/30/2021) | | | | | | | | | | | | | | | | |
| 109986 | CHENNAI PUSHPA NAGAR | 01/04/2011 | Active | 58 | 1 | 9 | -8 | -12.12% | 66 | 7 | 0 | | R | P,M,VP | 0 | 90+ Days | |
| | Exc Award (06/30/2018, 06/30/2019, 06/30/2020) | | | | | | | | | | | | | | | | |
| 125973 | Chennai Puzhal Humanity | 10/27/2015 | Active(1) | 54 | 12 | 0 | 12 | 28.57% | 79 | | 5 | | | M,VP | 0 | | |
| | Exc Award (06/30/2022) | | | | | | | | | | | | | | | | |
| 98069 | CHENNAI PUZHUTHIVAKKAM | 11/28/2006 | Active | 44 | 2 | 0 | 2 | 4.76% | 46 | | 4 | | | M,VP,SC | 2 | | \$1,000.86 |
| | Exc Award (06/30/2016, 06/30/2018, 06/30/2020) | | | | | | | | | | | | | | | | |
| 149514 | Chennai Redhills Pullilyon | 03/03/2022 | Active(1) | 48 | 11 | 7 | 4 | 9.09% | 45 | 2 | 0 | | N | S,T,M,VP,SC | 0 | | |
| | Exc Award (06/30/2024) | | | | | | | | | | | | | | | | |



Club Health Assessment for District 324 J through December 2024

| | | | Status | Membership | | | | | | | Reports | | | | | Finance | | LCIF |
|-------------|---|--------------|---|-----------------------------|-------------------|---------------------|----------------|---|----------------------------|--|-------------------------------------|------------------------------------|------------------------|---|--|-----------------|-----------------------------------|------|
| Club Number | Club Name | Charter Date | | Current Member Count | YTD Members Added | YTD Members Dropped | YTD Net Growth | YTD Net Growth% | Member Count 12 Months Ago | Avg. length of service for dropped members | Months Since Last MMR *** | Yrs. Since Last Officer Report | President Rotation | Vice President Reported **** | Months Since Last Activity Report *** | Account Balance | Donations for current Fiscal Year | |
| | | | Number of times on status quo within last two years | If below 15 members appears | | | | If net loss is greater than 20% appears | | | If no report in 3 months appears in | When more than one year appears in | Number of repeat terms | Notes the officers that do not have an active | If no report at 12 months appears in red | | | |
| 119115 | CHENNAI ROYAL ULLAGARAM Exc Award (06/30/2019, 06/30/2020, 06/30/2021) | 04/03/2013 | Active | 51 | 8 | 0 | 8 | 18.60% | 48 | | 4 | | | N | 1 | 90+ Days | | |
| 105694 | CHENNAI SELAIYUR CENTRAL Exc Award (06/30/2016) | 06/05/2009 | Active | 18 | 0 | 0 | 0 | 0.00% | 18 | | 13 | 1 | None | P,S,T,M,VP SC | 11 | | | |
| 122409 | Chennai Sembakkam Exc Award (06/30/2016) | 06/10/2014 | Cancelled(8*) | 0 | 0 | 26 | -26 | -100.00% | 25 | 9 | 7 | 1 | None | P,S,T,M,VP SC | 17 | 90+ Days | | |
| 26438 | CHENNAI SHANTHI COLONY Exc Award (06/30/2016, 06/30/2020, 06/30/2021) | 04/08/1971 | Active | 32 | 0 | 0 | 0 | 0.00% | 32 | | 9 | | | M,VP,SC | 14 | | | |
| 65477 | CHENNAI SHOLINGANALLUR Exc Award (06/30/2018, 06/30/2019) | 06/13/2002 | Active(2) | 34 | 0 | 0 | 0 | 0.00% | 33 | | 4 | | | M,VP,SC | 0 | | | |
| 147361 | Chennai Social | 08/10/2021 | Cancelled(8*) | 0 | 0 | 23 | -23 | -100.00% | 23 | 3 | 4 | | None | P,S,T,M,VP SC | 4 | 90+ Days | | |
| 125255 | Chennai Sri KMT Croup Exc Award (06/30/2016, 06/30/2021, 06/30/2022) | 06/22/2015 | Active | 35 | 2 | 0 | 2 | 6.06% | 37 | | 4 | | | R | 3 | | | |
| 65065 | CHENNAI STANDARD PERUNGALATHUR | 03/06/2002 | Active(1) | 12 | 0 | 4 | -4 | -25.00% | 16 | 5 | 0 | | 2 | P,T,VP,SC | 24+ | | | |
| 105856 | CHENNAI SURAJ VILLIVAKKAM | 06/29/2009 | Active(1) | 18 | 1 | 0 | 1 | 5.88% | 20 | | 2 | | | M,VP,SC | 2 | | | |
| 68534 | CHENNAI SWAMI VIVEKANANDA Exc Award (06/30/2018, 06/30/2021) | 04/15/2003 | Active(1) | 14 | 0 | 4 | -4 | -22.22% | 17 | 4 | 0 | | | M,VP,SC | 3 | | | |
| 102836 | CHENNAI TAMBARAM CENTRAL Exc Award (06/30/2022, 06/30/2024) | 06/26/2008 | Active | 125 | 25 | 6 | 19 | 17.92% | 114 | 10 | 0 | | | M,VP,SC | 0 | | \$10.06 | |
| 93239 | CHENNAI TAMBARAM MUDICHUR Exc Award (06/30/2018) | 01/03/2006 | Active | 41 | 0 | 2 | -2 | -4.65% | 52 | 2 | 0 | | | N | SC | 0 | | |
| 92380 | CHENNAI TAMBARAM SANATORIUM Exc Award (06/30/2016, 06/30/2020, 06/30/2021) | 12/21/2005 | Active(1) | 18 | 0 | 1 | -1 | -5.26% | 31 | 5 | 5 | | | N | M,VP,SC | 4 | | |
| 147362 | Chennai Tamil Singam Exc Award (06/30/2022) | 07/19/2021 | Active | 18 | 0 | 16 | -16 | -47.06% | 40 | 3 | 1 | | | | S,M,VP,SC | 4 | | |
| 131588 | Chennai Thatchoor | 07/03/2017 | Active(1) | 25 | 16 | 3 | 13 | 108.33% | 12 | 6 | 0 | | | N | M | 0 | | |



Club Health Assessment for District 324 J through December 2024

| | | | Status | Membership | | | | | | Reports | | | | | Finance | LCIF | |
|--|-----------------------------|--------------|---|-----------------------------|-------------------|---------------------|----------------|---|----------------------------|--|-------------------------------------|------------------------------------|------------------------|---|---------------------------------------|-----------------|-----------------------------------|
| Club Number | Club Name | Charter Date | | Current Member Count | YTD Members Added | YTD Members Dropped | YTD Net Growth | YTD Net Growth% | Member Count 12 Months Ago | Avg. length of service for dropped members | Months Since Last MMR *** | Yrs. Since Last Officer Report | President Rotation | Vice President Reported **** | Months Since Last Activity Report *** | Account Balance | Donations for current Fiscal Year |
| | | | Number of times on status quo within last two years | If below 15 members appears | | | | If net loss is greater than 20% appears | | | If no report in 3 months appears in | When more than one year appears in | Number of repeat terms | Notes the officers that do not have an active | If no report at 12 months red | | |
| Exc Award (06/30/2018, 06/30/2024) | | | | | | | | | | | | | | | | | |
| 89071 | CHENNAI THIRUNEERMALAI | 08/10/2005 | Active | 6 | 0 | 0 | 0 | 0.00% | 6 | | 8 | | | M,VP | 2 | | |
| Exc Award (06/30/2016) | | | | | | | | | | | | | | | | | |
| 100790 | CHENNAI THIRUVOTTIYUR NORTH | 12/11/2007 | Active | 60 | 10 | 0 | 10 | 20.00% | 50 | | 0 | | None | P,M,VP,SC | 10 | 90+ Days | |
| Exc Award (06/30/2016, 06/30/2018, 06/30/2024) | | | | | | | | | | | | | | | | | |
| 62244 | CHENNAI TIRUVOTTIYUR EAST | 06/28/1999 | Active | 33 | 4 | 9 | -5 | -13.16% | 59 | 2 | 0 | | | R | 0 | | |
| Exc Award (06/30/2016, 06/30/2018, 06/30/2024) | | | | | | | | | | | | | | | | | |
| 102957 | CHENNAI VELLAKKAL | 06/30/2008 | Active | 27 | 1 | 1 | 0 | 0.00% | 29 | 2 | 0 | | | M,VP,SC | 0 | | |
| Exc Award (06/30/2021) | | | | | | | | | | | | | | | | | |
| 106290 | CHENNAI VIRUGAMBAKKAM | 08/18/2009 | Active | 37 | 0 | 0 | 0 | 0.00% | 37 | | 0 | | 2 | M,VP,SC | 0 | | |
| Exc Award (06/30/2016, 06/30/2018, 06/30/2024) | | | | | | | | | | | | | | | | | |
| 135480 | Chennai Vision | 07/17/2018 | Cancelled(8*) | 0 | 0 | 8 | -8 | -100.00% | 8 | 7 | 0 | | None | P,S,T,M,VP SC | 14 | 90+ Days | |
| 137506 | Chennai Vision Delight | 03/25/2019 | Cancelled(8*) | 0 | 0 | 4 | -4 | -100.00% | 4 | 6 | 0 | | None | P,S,T,M,VP SC | 24+ | 90+ Days | |
| 107573 | CHENNAI WIMCO NAGAR | 02/17/2010 | Active(1) | 19 | 2 | 4 | -2 | -9.52% | 17 | 4 | 1 | | | N | P,SC | 2 | |
| 89656 | CHENNAI ZAMEEN PALLAVARAM | 11/17/2005 | Active | 23 | 0 | 2 | -2 | -8.00% | 28 | 7 | 2 | | | M,VP,SC | 1 | | |
| Exc Award (06/30/2020) | | | | | | | | | | | | | | | | | |
| 57011 | CHITLAPAKKAM | 05/31/1995 | Active | 90 | 3 | 0 | 3 | 3.45% | 85 | | 2 | | | N | M | 0 | \$1,000.90 |
| Exc Award (06/30/2016, 06/30/2018, 06/30/2024) | | | | | | | | | | | | | | | | | |
| 143605 | Chromepet Mother Supreme | 11/17/2020 | Active(1) | 6 | 0 | 1 | -1 | -14.29% | 8 | 19 | 3 | | | M,VP,SC | N/A | | |
| Exc Award (06/30/2021) | | | | | | | | | | | | | | | | | |
| 152336 | Chromepet Unity | 08/30/2022 | Active | 21 | 1 | 0 | 1 | 5.00% | 23 | | 2 | | | M,VP,SC | 0 | | |
| 26418 | ENNORE TIRUVOTTIYUR | 12/08/1971 | Active | 37 | 1 | 0 | 1 | 2.78% | 33 | | 0 | | | N | M,SC | 0 | |
| Exc Award (06/30/2018, 06/30/2021, 06/30/2024) | | | | | | | | | | | | | | | | | |
| 138845 | Karambakkam Porur Sangamam | 08/08/2019 | Active | 25 | 0 | 3 | -3 | -10.71% | 23 | 10 | 0 | | | M,VP,SC | 3 | | \$1,000.90 |
| 54882 | MADRAS ARUMBAKKAM | 09/17/1993 | Active(1) | 26 | 0 | 0 | 0 | 0.00% | 26 | | 0 | | | VP | 3 | 90+ Days | |
| Exc Award (06/30/2018, 06/30/2021, 06/30/2024) | | | | | | | | | | | | | | | | | |
| 62049 | MADRAS BHARATHAM-PERAVALLUR | 06/07/1999 | Active | 15 | 0 | 0 | 0 | 0.00% | 20 | | 5 | | 3 | T,M,VP,SC | 5 | | |



Club Health Assessment for District 324 J through December 2024

| | | | Status | Membership | | | | | | | Reports | | | | | Finance | LCIF |
|--|------------------------|--------------|---|-----------------------------|-------------------|---------------------|----------------|---|----------------------------|--|-------------------------------------|------------------------------------|------------------------|---|--|-----------------|-----------------------------------|
| Club Number | Club Name | Charter Date | | Current Member Count | YTD Members Added | YTD Members Dropped | YTD Net Growth | YTD Net Growth% | Member Count 12 Months Ago | Avg. length of service for dropped members | Months Since Last MMR *** | Yrs. Since Last Officer Report | President Rotation | Vice President Reported **** | Months Since Last Activity Report *** | Account Balance | Donations for current Fiscal Year |
| | | | Number of times on status quo within last two years | If below 15 members appears | | | | If net loss is greater than 20% appears | | | If no report in 3 months appears in | When more than one year appears in | Number of repeat terms | Notes the officers that do not have an active | If no report at 12 months appears in red | | |
| 60194 | MADRAS HASTHINAPURAM | 12/16/1997 | Active | 61 | 9 | 3 | 6 | 10.91% | 58 | 7 | 3 | | | N VP | 0 | 90+ Days | \$3,199.72 |
| Exc Award (06/30/2016, 06/30/2018, 06/30/2021) | | | | | | | | | | | | | | | | | |
| 61600 | MADRAS MADIPAKKAM | 03/08/1999 | Active | 37 | 4 | 1 | 3 | 8.82% | 36 | 3 | 0 | | | N | 4 | | |
| Exc Award (06/30/2016, 06/30/2021) | | | | | | | | | | | | | | | | | |
| 37537 | MADRAS METRO EAST | 09/13/1979 | Active | 49 | 6 | 1 | 5 | 11.36% | 55 | 6 | 0 | | | N SC | 4 | 90+ Days | |
| 35460 | MADRAS METROPOLITAN SO | 04/04/1978 | Active | 15 | 0 | 0 | 0 | 0.00% | 15 | | 3 | | | M,VP,SC | 11 | | |
| Exc Award (06/30/2019, 06/30/2021, 06/30/2023) | | | | | | | | | | | | | | | | | |
| 36531 | MADRAS RED HILLS | 01/19/1979 | Active | 284 | 10 | 41 | -31 | -9.84% | 309 | 6 | 0 | | | N | 0 | | |
| Exc Award (06/30/2016, 06/30/2020, 06/30/2023) | | | | | | | | | | | | | | | | | |
| 62543 | MADRAS TAMBARAM EAST | 12/03/1999 | Active | 29 | 5 | 5 | 0 | 0.00% | 41 | 10 | 0 | | | R | 3 | | \$1,000.90 |
| Exc Award (06/30/2018, 06/30/2019, 06/30/2023) | | | | | | | | | | | | | | | | | |
| 32179 | PALLAVAPURAM | 04/29/1976 | Active | 34 | 1 | 0 | 1 | 3.03% | 35 | | 0 | | | T,M,VP,SC | 0 | | |
| Exc Award (06/30/2016, 06/30/2018, 06/30/2023) | | | | | | | | | | | | | | | | | |
| 26449 | TAMBARAM | 03/29/1968 | Active | 23 | 1 | 0 | 1 | 4.55% | 26 | | 5 | | | N T,VP | 1 | | |
| Exc Award (06/30/2018) | | | | | | | | | | | | | | | | | |
| 138020 | Thiruverkadu Glorious | 05/21/2019 | Active | 30 | 0 | 37 | -37 | -55.22% | 61 | 4 | 0 | | | N SC | 1 | | |
| Exc Award (06/30/2021, 06/30/2023) | | | | | | | | | | | | | | | | | |
| 29705 | VILLAVAKKAM | 07/15/1974 | Active | 30 | 0 | 25 | -25 | -45.45% | 53 | 5 | 0 | | | N M,VP,SC | 4 | | |
| Exc Award (06/30/2021) | | | | | | | | | | | | | | | | | |

Clubs Cancelled Previous Fiscal Year – Clubs Cancelled within last 12 months may be reinstated

| Club Number | Club Name | Charter Date | Current Status* | Cancellation Date |
|-------------|----------------------|--------------|-----------------|-------------------|
| 155026 | Adambakkam Prime | 08/10/2023 | Cancelled(8*) | 05/29/2024 |
| 151045 | Chennai Ayanavaram | 06/22/2022 | Cancelled(8*) | 12/29/2023 |
| 108976 | CHENNAI INDIRA NAGAR | 07/28/2010 | Cancelled(8*) | 12/29/2023 |
| 153873 | Chennai Jingle Bell | 03/20/2023 | Cancelled(8*) | 10/29/2023 |
| 149725 | Chennai Kavangarai | 03/03/2022 | Cancelled(8*) | 05/29/2024 |
| 148856 | Chennai Lotus Shine | 11/26/2021 | Cancelled(8*) | 05/29/2024 |



Club Health Assessment for District 324 J through December 2024

| | | | Membership | | | | | | | | Reports | | | | | Finance | | LCIF | | |
|---------------------------|----------------------------------|---------------------------|---|-----------------------------|-------------------|---------------------|----------------|---|----------------------------|--|--------------------------------------|------------------------------------|----------------------------------|---|--|--|-----------------------------------|----------------------------|----------------------------------|--|
| Club Number | Club Name | Charter Date | | Current Member Count | YTD Members Added | YTD Members Dropped | YTD Net Growth | YTD Net Growth% | Member Count 12 Months Ago | Avg. length of service for dropped members | Months Since Last MMR *** | Yrs. Since Last Officer Report | President Rotation | Vice President Reported **** | Months Since Last Activity Report *** | Account Balance | Donations for current Fiscal Year | | | |
| | | | Number of times on status quo within last two years | If below 15 members appears | | | | If net loss is greater than 20% appears | | | If no report in 3 months appears in | When more than one year appears in | Number of repeat terms | Notes the officers that do not have an active | If no report at 12 months appears in red | | | | | |
| 152095 | Chennai New Greater Thiruverkadu | 10/17/2022 | Cancelled(8*) | 02/29/2024 | | | | | | | | | | | | | | | | |
| 148456 | Chitlapakkam Shine | 10/06/2021 | Cancelled(8*) | 12/29/2023 | | | | | | | | | | | | | | | | |
| Current Total Clubs Count | YTD New Clubs Count | YTD Cancelled Clubs Count | YTD Net Club Gain | Current Total Members Count | YTD Add | YTD Drop | YTD Net Growth | YTD Net Growth % | Member Count 12 Months Ago | Average Member Count Per Club | % of Clubs with less than 20 members | % No MMR in 3 Months | % No Officer Report in 12 Months | % of Clubs with balance 90+ days | Number of Clubs in Status Quo | % Status Quo Clubs in Financial Suspension | Number of Cancelled Clubs | Average Cancelled Club Age | Members Lost Due to Cancellation | % of Clubs Cancelled for Non-Financial Reasons |
| 133 | 5 | 19 | -14 | 4,315 | 614 | 763 | -149 | -3.34% | 4,767 | 32 | 34% | 42% | 5% | 20% | 2 | 100% | 19 | 6 | 404 | -37% |

* - P - Priority Club. Cancellation Reasons: 1-Objectives/conduct, 2-Non-active club, 5-Non-existing club, 6-Disbanding, 7-Merger, 8-Financial Suspension, 9-District/Multiple District Dues.

** - Abbreviation: P-President, S-Secretary, T-Treasurer, M-Member Chairperson, VP-First Vice President, MC-Communications Chairperson, SC-Service Chairperson

*** - Abbreviation: N/R - Never reported using the Lions Clubs website, N/A - Not applicable, No password registered for the Lions Clubs website.

**** - Abbreviation: N - New, IP - Immediate Past, R - Repeat.



Club Health Assessment for District 324 K through December 2024

| Club Number | Club Name | Charter Date | Status | Membership | | | | | | | Reports | | | | | Finance | LCIF |
|--------------------------------------|--|--------------|---|-----------------------------|-------------------|---------------------|----------------|---|----------------------------|--|-------------------------------------|------------------------------------|------------------------|---|--|-----------------|-----------------------------------|
| | | | | Current Member Count | YTD Members Added | YTD Members Dropped | YTD Net Growth | YTD Net Growth% | Member Count 12 Months Ago | Avg. length of service for dropped members | Months Since Last MMR *** | Yrs. Since Last Officer Report | President Rotation | Vice President Reported **** | Months Since Last Activity Report *** | Account Balance | Donations for current Fiscal Year |
| | | | Number of times on status quo within last two years | If below 15 members appears | | | | If net loss is greater than 20% appears | | | If no report in 3 months appears in | When more than one year appears in | Number of repeat terms | Notes the officers that do not have an active | If no report at 12 months appears in red | | |
| Clubs less than two years old | | | | | | | | | | | | | | | | | |
| 154720 | Chennai Annanagar Gems | 06/19/2023 | Active | 19 | 0 | 1 | -1 | -5.00% | 20 | 2 | 0 | | | N | S,T,SC | 4 | |
| 156481 | Chennai Deccan Friends | 10/26/2023 | Active | 19 | 4 | 3 | 1 | 5.56% | 20 | 1 | 0 | | | N | M,VP | 0 | 90+ Days |
| 177806 | Chennai Goodhope | 09/13/2024 | Newly Chartered | 20 | 20 | 0 | 20 | 100.00% | 0 | | 3 | | | | M,VP,SC | N/R | 90+ Days |
| 178065 | Chennai Highness | 09/11/2024 | Newly Chartered | 20 | 20 | 0 | 20 | 100.00% | 0 | | 3 | | | | M,VP,SC | N/A | 90+ Days |
| 156129 | Chennai Iris | 09/30/2023 | Cancelled(8*) | 0 | 0 | 20 | -20 | -100.00% | 20 | 1 | 9 | 1 | None | | P,S,T,M,VP SC | 14 | 90+ Days |
| 156941 | Chennai Meraki | 12/20/2023 | Active | 25 | 0 | 0 | 0 | 0.00% | 23 | | 4 | | 2 | N | | 3 | |
| 153481 | Chennai New Stars | 01/30/2023 | Active | 30 | 2 | 2 | 0 | 0.00% | 27 | 2 | 2 | | | N | P,M,VP | 4 | |
| 153007 | Chennai Red Square | 02/10/2023 | Active(1) | 25 | 1 | 0 | 1 | 4.17% | 20 | | 4 | | | N | T,M,VP,SC | N/A | |
| 156310 | Chennai Utopia | 09/30/2023 | Cancelled(8*) | 0 | 0 | 21 | -21 | -100.00% | 21 | 1 | 9 | 1 | None | | P,S,T,M,VP SC | 14 | 90+ Days |
| 178165 | Chennai Velachery Venghais | 09/02/2024 | Active | 24 | 24 | 0 | 24 | 100.00% | 0 | | 0 | | | N | | N/R | |
| 178758 | Chennai Walkers Friends | 10/03/2024 | Newly Chartered | 19 | 24 | 5 | 19 | 100.00% | 0 | 0 | 1 | | | N | VP,SC | N/R | |
| Clubs more than two years old | | | | | | | | | | | | | | | | | |
| 26405 | AMBATTUR Exc Award (06/30/2017) | 03/09/1966 | Active | 19 | 3 | 1 | 2 | 11.76% | 20 | 0 | 0 | | 2 | R | T,M,SC | 1 | |
| 123625 | Chennai AGS Garden Exc Award (06/30/2020, 06/30/2021) | 11/13/2014 | Active | 18 | 6 | 4 | 2 | 12.50% | 16 | 2 | 0 | | | N | T,SC | 3 | 90+ Days |
| 82772 | CHENNAI ANNA NAGAR II AVENUE | 06/24/2004 | Active | 17 | 0 | 0 | 0 | 0.00% | 18 | | 3 | | | N | M | 3 | |
| 145680 | Chennai Aster | 05/28/2021 | Cancelled(8*) | 0 | 0 | 22 | -22 | -100.00% | 22 | 3 | 9 | 1 | None | | P,S,T,M,VP SC | 14 | 90+ Days |
| 136600 | Chennai Beautiful Minds | 11/21/2018 | Active(1) | 14 | 0 | 0 | 0 | 0.00% | 13 | | 6 | | | N | | 14 | |
| 64639 | CHENNAI BHARATH Exc Award (06/30/2020) | 08/16/2001 | Cancelled(8*) | 0 | 0 | 23 | -23 | -100.00% | 23 | 12 | 0 | 1 | None | | P,S,T,M,VP SC | 14 | 90+ Days |
| 66606 | CHENNAI CROWN Exc Award (06/30/2017, 06/30/2023) | 09/12/2002 | Active | 45 | 6 | 0 | 6 | 15.38% | 54 | | 1 | | | N | P,T | 0 | |
| 125001 | Chennai Cyan Campus | 05/28/2015 | Cancelled(8*) | 0 | 0 | 30 | -30 | -100.00% | 30 | 8 | 0 | 1 | None | | P,S,T,M,VP SC | 14 | 90+ Days |



Club Health Assessment for District 324 K through December 2024

| | | | Status | Membership | | | | | | | Reports | | | | | Finance | | LCIF |
|--|-----------------------------|--------------|---|-----------------------------|---|---------------------|----------------|-----------------|----------------------------|--|-------------------------------------|------------------------------------|------------------------|---|--|-----------------|-----------------------------------|------|
| Club Number | Club Name | Charter Date | | Current Member Count | YTD Members Added | YTD Members Dropped | YTD Net Growth | YTD Net Growth% | Member Count 12 Months Ago | Avg. length of service for dropped members | Months Since Last MMR *** | Yrs. Since Last Officer Report | President Rotation | Vice President Reported **** | Months Since Last Activity Report *** | Account Balance | Donations for current Fiscal Year | |
| | | | Number of times on status quo within last two years | If below 15 members appears | If net loss is greater than 20% appears | | | | | | If no report in 3 months appears in | When more than one year appears in | Number of repeat terms | Notes the officers that do not have an active | If no report at 12 months appears in red | | | |
| 145681 | Chennai Dahlia | 06/01/2021 | Cancelled(8*) | 0 | 0 | 23 | -23 | -100.00% | 23 | 3 | 9 | 1 | None | P,S,T,M,VP SC | 14 | 90+ Days | | |
| 109363 | CHENNAI GANDHI AVENUE | 09/28/2010 | Active | 15 | 0 | 0 | 0 | 0.00% | 12 | | 6 | | | P,T,M,VP,SC | 14 | | | |
| 101026 | CHENNAI GKM | 01/18/2008 | Active | 28 | 0 | 0 | 0 | 0.00% | 28 | | 6 | | 2 | R | 2 | | | |
| Exc Award (06/30/2017, 06/30/2023) | | | | | | | | | | | | | | | | | | |
| 109364 | CHENNAI GRAND HEAVEN CITY | 09/28/2010 | Active | 38 | 10 | 2 | 8 | 26.67% | 32 | 1 | 4 | | | N | 3 | 90+ Days | | |
| Exc Award (06/30/2020) | | | | | | | | | | | | | | | | | | |
| 110090 | CHENNAI GREATER CITY | 01/11/2011 | Active | 33 | 2 | 0 | 2 | 6.45% | 32 | | 3 | | | N | M | 2 | | |
| Exc Award (06/30/2017) | | | | | | | | | | | | | | | | | | |
| 151348 | Chennai Heights | 06/20/2022 | Active(1) | 25 | 4 | 1 | 3 | 13.64% | 21 | 2 | 4 | | None | N | P,M | 5 | | |
| Exc Award (06/30/2023) | | | | | | | | | | | | | | | | | | |
| 128406 | Chennai Manali Harmony | 08/11/2016 | Active | 31 | 2 | 0 | 2 | 6.90% | 40 | | 3 | | | N | P,VP,SC | 4 | | |
| Exc Award (06/30/2020) | | | | | | | | | | | | | | | | | | |
| 65186 | CHENNAI METRO NORTH | 04/15/2002 | Active | 15 | 0 | 0 | 0 | 0.00% | 14 | | 7 | | | | VP,SC | 3 | | |
| Exc Award (06/30/2017) | | | | | | | | | | | | | | | | | | |
| 101025 | CHENNAI METRO PURASAI | 01/18/2008 | Active | 8 | 1 | 1 | 0 | 0.00% | 11 | 17 | 0 | | | N | M | 5 | | |
| 139396 | Chennai Mudra | 08/02/2019 | Active | 45 | 3 | 0 | 3 | 7.14% | 40 | | 0 | | | N | S,VP | 0 | | |
| Exc Award (06/30/2022, 06/30/2023) | | | | | | | | | | | | | | | | | | |
| 124998 | Chennai Nakshatra Campus | 05/28/2015 | Cancelled(8*) | 0 | 0 | 30 | -30 | -100.00% | 30 | 8 | 0 | 1 | None | P,S,T,M,VP SC | 14 | 90+ Days | | |
| 129157 | Chennai Nandavanam | 12/02/2016 | Active | 42 | 3 | 0 | 3 | 7.69% | 38 | | 2 | | | N | | 0 | | |
| Exc Award (06/30/2020, 06/30/2022, 06/30/2023) | | | | | | | | | | | | | | | | | | |
| 68568 | CHENNAI PADI HEAVEN CITY | 04/15/2003 | Active | 56 | 7 | 0 | 7 | 14.29% | 53 | | 3 | | | N | S,T,VP | 1 | | |
| 119610 | Chennai Padi Royal City | 06/12/2013 | Active | 23 | 3 | 0 | 3 | 15.00% | 20 | | 4 | | 2 | N | T,M,VP,SC | 2 | | |
| Exc Award (06/30/2017) | | | | | | | | | | | | | | | | | | |
| 146896 | Chennai Pasumai | 06/21/2021 | Active | 13 | 0 | 10 | -10 | -43.48% | 13 | 1 | 0 | | | | P,M,VP | 4 | | |
| 106649 | CHENNAI PUDUMAI GEMANI | 09/25/2009 | Active | 20 | 2 | 10 | -8 | -28.57% | 34 | 6 | 0 | | | | T,M,VP,SC | 0 | 90+ Days | |
| Exc Award (06/30/2017, 06/30/2022, 06/30/2023) | | | | | | | | | | | | | | | | | | |
| 105794 | CHENNAI PUDUMAI HEAVEN CITY | 06/22/2009 | Active | 26 | 4 | 1 | 3 | 13.04% | 28 | 3 | 4 | | | N | S,T,M | 4 | | |



Club Health Assessment for District 324 K through December 2024

| | | | Status | Membership | | | | | | | Reports | | | | | Finance | LCIF | |
|--|----------------------------|--------------|---|-----------------------------|---|---------------------|----------------|-----------------|----------------------------|--|---------------------------|------------------------------------|------------------------|---|--|-----------------|-----------------------------------|--|
| Club Number | Club Name | Charter Date | | Current Member Count | YTD Members Added | YTD Members Dropped | YTD Net Growth | YTD Net Growth% | Member Count 12 Months Ago | Avg. length of service for dropped members | Months Since Last MMR *** | Yrs. Since Last Officer Report | President Rotation | Vice President Reported **** | Months Since Last Activity Report *** | Account Balance | Donations for current Fiscal Year | |
| | | | Number of times on status quo within last two years | If below 15 members appears | If net loss is greater than 20% appears | | | | | If no report in 3 months appears in | | When more than one year appears in | Number of repeat terms | Notes the officers that do not have an active | If no report at 12 months appears in red | | | |
| Exc Award (06/30/2022) | | | Active | 27 | 3 | 3 | 0 | 0.00% | 25 | 1 | 0 | | | N | P,SC | 0 | | |
| 109191 | CHENNAI PUDUMAI ROYAPETTAH | 09/09/2010 | | | | | | | | | | | | | | | | |
| Exc Award (06/30/2017, 06/30/2020, 06/30/2023) | | | Active(1) | 19 | 4 | 9 | -5 | -20.83% | 30 | 1 | 0 | | | N | SC | 1 | | |
| 147721 | Chennai Rhythms | 07/27/2021 | | | | | | | | | | | | | | | | |
| Exc Award (06/30/2023) | | | Active(1) | 18 | 5 | 0 | 5 | 38.46% | 17 | | 4 | | | IP | S,T,VP,SC | 0 | | |
| 145028 | Chennai Rose Garden | 04/16/2021 | | | | | | | | | | | | | | | | |
| Exc Award (06/30/2023) | | | Active | 31 | 0 | 1 | -1 | -3.13% | 32 | 7 | 3 | | | N | P,VP | 0 | | |
| 128368 | Chennai Royal Kings | 08/04/2016 | | | | | | | | | | | | | | | | |
| Exc Award (06/30/2018) | | | Active | 34 | 0 | 4 | -4 | -10.53% | 54 | 16 | 2 | | | N | P,T,VP,SC | 1 | | |
| 104490 | CHENNAI ROYAPURAM HERITAGE | 01/22/2009 | | | | | | | | | | | | | | | | |
| Exc Award (06/30/2017, 06/30/2019, 06/30/2023) | | | Active | 27 | 2 | 0 | 2 | 8.00% | 26 | | 0 | | | N | | 4 | | |
| 104030 | CHENNAI ROYAPURAM NORTH | 12/01/2008 | | | | | | | | | | | | | | | | |
| Exc Award (06/30/2017, 06/30/2023) | | | Active | 29 | 6 | 7 | -1 | -3.33% | 30 | 2 | 2 | | 2 | | M,VP,SC | 1 | 90+ Days | |
| 151374 | Chennai Socials | 06/20/2022 | | | | | | | | | | | | | | | | |
| Exc Award (06/30/2023) | | | Active | 12 | 0 | 0 | 0 | 0.00% | 13 | | 8 | | | | M,VP,SC | 14 | | |
| 146762 | Chennai Sowcarpet Trending | 06/19/2021 | | | | | | | | | | | | | | | | |
| Exc Award (06/30/2016, 06/30/2017, 06/30/2023) | | | Active | 40 | 2 | 2 | 0 | 0.00% | 47 | 1 | 0 | | | N | VP | 1 | | |
| 101477 | CHENNAI SPR | 03/12/2008 | | | | | | | | | | | | | | | | |
| Exc Award (06/30/2017, 06/30/2018, 06/30/2023) | | | Active | 41 | 4 | 0 | 4 | 10.81% | 35 | | 0 | | | N | SC | 0 | | |
| 77888 | CHENNAI SRUTHI | 12/01/2003 | | | | | | | | | | | | | | | | |
| Exc Award (06/30/2017, 06/30/2018, 06/30/2023) | | | Active | 20 | 1 | 0 | 1 | 5.26% | 20 | | 5 | | | N | SC | 2 | 90+ Days | |
| 144999 | Chennai Trellis Friends | 02/01/2021 | | | | | | | | | | | | | | | | |
| Exc Award (06/30/2023) | | | Cancelled(8*) | 0 | 0 | 22 | -22 | -100.00% | 22 | 3 | 9 | 1 | None | | P,S,T,M,VP SC | 14 | 90+ Days | |
| 145683 | Chennai Tulip Friends | 05/17/2021 | | | | | | | | | | | | | | | | |
| Exc Award (06/30/2017, 06/30/2020, 06/30/2023) | | | Cancelled(8*) | 0 | 0 | 30 | -30 | -100.00% | 30 | 8 | 0 | 1 | None | | P,S,T,M,VP SC | 14 | 90+ Days | |
| 124999 | Chennai Violet Campus | 05/28/2015 | | | | | | | | | | | | | | | | |
| Exc Award (06/30/2023) | | | Active | 34 | 17 | 7 | 10 | 41.67% | 22 | 2 | 0 | | | R | VP | 0 | 90+ Days | |
| 151426 | Chennai Vyasai North | 06/21/2022 | | | | | | | | | | | | | | | | |
| Exc Award (06/30/2023) | | | Active | 59 | 3 | 0 | 3 | 5.36% | 62 | | 0 | | | N | S,T | 5 | | |
| 63615 | MADRAS ANNANAGAR WEST | 10/09/2000 | | | | | | | | | | | | | | | | |
| Exc Award (06/30/2017, 06/30/2020, 06/30/2023) | | | Active(1) | 46 | 3 | 1 | 2 | 4.55% | 45 | 11 | 4 | | | N | VP,SC | 1 | | |
| 36082 | MADRAS ASHOK NAGAR | 09/25/1978 | | | | | | | | | | | | | | | | |



Club Health Assessment for District 324 K through December 2024

| | | | Status | Membership | | | | | | | Reports | | | | | Finance | | LCIF |
|--|--------------------------|--------------|---|-----------------------------|-------------------|---------------------|----------------|---|----------------------------|--|-------------------------------------|------------------------------------|------------------------|---|--|-----------------|-----------------------------------|------|
| Club Number | Club Name | Charter Date | | Current Member Count | YTD Members Added | YTD Members Dropped | YTD Net Growth | YTD Net Growth% | Member Count 12 Months Ago | Avg. length of service for dropped members | Months Since Last MMR *** | Yrs. Since Last Officer Report | President Rotation | Vice President Reported **** | Months Since Last Activity Report *** | Account Balance | Donations for current Fiscal Year | |
| | | | Number of times on status quo within last two years | If below 15 members appears | | | | If net loss is greater than 20% appears | | | If no report in 3 months appears in | When more than one year appears in | Number of repeat terms | Notes the officers that do not have an active | If no report at 12 months appears in red | | | |
| Exc Award (06/30/2017, 06/30/2022) | | | | | | | | | | | | | | | | | | |
| 45241 | MADRAS BASIN BRIDGE | 06/06/1985 | Active | 39 | 2 | 3 | -1 | -2.50% | 43 | 3 | 0 | | | N | S,T,VP,SC | 0 | | |
| Exc Award (06/30/2017, 06/30/2020) | | | | | | | | | | | | | | | | | | |
| 36271 | MADRAS CHETPET | 11/27/1978 | Active | 95 | 1 | 24 | -23 | -19.49% | 156 | 8 | 0 | | | N | VP,SC | 0 | | |
| Exc Award (06/30/2017, 06/30/2018, 06/30/2020) | | | | | | | | | | | | | | | | | | |
| 50674 | MADRAS CITY | 06/01/1990 | Active | 29 | 7 | 5 | 2 | 7.41% | 28 | 8 | 4 | | | N | P,M,SC | 4 | 90+ Days | |
| Exc Award (06/30/2017, 06/30/2020) | | | | | | | | | | | | | | | | | | |
| 52021 | MADRAS CULTURAL CAPITAL | 09/19/1991 | Active | 27 | 1 | 0 | 1 | 3.85% | 31 | | 5 | | | N | P,VP | 1 | | |
| Exc Award (06/30/2017) | | | | | | | | | | | | | | | | | | |
| 49717 | MADRAS DOVETON SQUARE | 06/27/1989 | Active | 20 | 0 | 0 | 0 | 0.00% | 20 | | 6 | | | IP | S,SC | 1 | | |
| Exc Award (06/30/2023) | | | | | | | | | | | | | | | | | | |
| 37725 | MADRAS ESPLANADE CENTRAL | 11/07/1979 | Cancelled(8*) | 0 | 0 | 20 | -20 | -100.00% | 17 | 7 | 0 | | None | | P,S,T,M,VP SC | 14 | 90+ Days | |
| Exc Award (06/30/2020, 06/30/2023) | | | | | | | | | | | | | | | | | | |
| 61415 | MADRAS EXCELLENCE | 01/04/1999 | Active | 25 | 2 | 1 | 1 | 4.17% | 21 | 1 | 0 | | | N | M | 1 | | |
| Exc Award (06/30/2017) | | | | | | | | | | | | | | | | | | |
| 51767 | MADRAS GREEN PARK | 06/11/1991 | Active | 48 | 12 | 14 | -2 | -4.00% | 44 | 5 | 0 | | | N | | 0 | 90+ Days | |
| Exc Award (06/30/2017) | | | | | | | | | | | | | | | | | | |
| 41089 | MADRAS MANALI | 03/17/1982 | Active | 12 | 0 | 0 | 0 | 0.00% | 18 | | 6 | | | N | M,VP | 1 | | |
| Exc Award (06/30/2017, 06/30/2019, 06/30/2020) | | | | | | | | | | | | | | | | | | |
| 35109 | MADRAS METRO WEST | 02/14/1978 | Active | 40 | 3 | 3 | 0 | 0.00% | 39 | 8 | 0 | | | R | | 0 | | |
| Exc Award (06/30/2017, 06/30/2019, 06/30/2020) | | | | | | | | | | | | | | | | | | |
| 51209 | MADRAS MID CITY | 01/21/1991 | Active(2) | 7 | 0 | 0 | 0 | 0.00% | 7 | | 9 | | | | M,VP,SC | 17 | | |
| Exc Award (06/30/2017) | | | | | | | | | | | | | | | | | | |
| 26428 | MADRAS NORTH | 02/22/1968 | Active | 49 | 0 | 1 | -1 | -2.00% | 49 | 56 | 1 | | | N | | 0 | | |
| Exc Award (06/30/2017) | | | | | | | | | | | | | | | | | | |
| 34065 | MADRAS PADI SHENOY NAGAR | 06/14/1977 | Active | 34 | 0 | 0 | 0 | 0.00% | 38 | | 7 | | | N | P,T,M,SC | 0 | | |
| Exc Award (06/30/2017) | | | | | | | | | | | | | | | | | | |
| 56734 | MADRAS POES GARDEN | 03/28/1995 | Active(1) | 48 | 2 | 0 | 2 | 4.35% | 44 | | 0 | | | N | P | 4 | | |
| Exc Award (06/30/2017, 06/30/2022, 06/30/2020) | | | | | | | | | | | | | | | | | | |
| 32048 | MADRAS PUDUR | 04/08/1976 | Active | 65 | 3 | 3 | 0 | 0.00% | 86 | 16 | 0 | | | N | M | 0 | \$59.90 | |
| Exc Award (06/30/2017, 06/30/2018) | | | | | | | | | | | | | | | | | | |



Club Health Assessment for District 324 K through December 2024

| | | | Status | Membership | | | | | | Reports | | | | | Finance | LCIF | |
|-------------|--|--------------|---|-----------------------------|-------------------|---------------------|----------------|---|----------------------------|--|-------------------------------------|------------------------------------|------------------------|---|--|-----------------|-----------------------------------|
| Club Number | Club Name | Charter Date | | Current Member Count | YTD Members Added | YTD Members Dropped | YTD Net Growth | YTD Net Growth% | Member Count 12 Months Ago | Avg. length of service for dropped members | Months Since Last MMR *** | Yrs. Since Last Officer Report | President Rotation | Vice President Reported **** | Months Since Last Activity Report *** | Account Balance | Donations for current Fiscal Year |
| | | | Number of times on status quo within last two years | If below 15 members appears | | | | If net loss is greater than 20% appears | | | If no report in 3 months appears in | When more than one year appears in | Number of repeat terms | Notes the officers that do not have an active | If no report at 12 months appears in red | | |
| 32282 | MADRAS THIRUMANGALAM | 05/11/1976 | Active(1) | 39 | 0 | 35 | -35 | -47.30% | 70 | 4 | 1 | | | R M | 1 | | |
| | Exc Award (06/30/2020, 06/30/2022, 06/30/2023) | | | | | | | | | | | | | | | | |
| 26427 | MEENAMBAKKAM | 11/09/1964 | Active | 101 | 20 | 17 | 3 | 3.06% | 104 | 20 | 1 | | | N SC | 0 | | |
| | Exc Award (06/30/2017, 06/30/2023) | | | | | | | | | | | | | | | | |

Clubs Cancelled Previous Fiscal Year – Clubs Cancelled within last 12 months may be reinstated

| Club Number | Club Name | Charter Date | Current Status* | Cancellation Date |
|-------------|-------------------------|--------------|-----------------|-------------------|
| 153305 | Chennai Achievers | 12/28/2022 | Cancelled(6*) | 08/29/2023 |
| 150506 | Chennai Everest | 04/29/2022 | Cancelled(8*) | 01/29/2024 |
| 151923 | Chennai Metro Miracle | 08/22/2022 | Cancelled(8*) | 12/29/2023 |
| 82775 | CHENNAI MYLAI ABHILASHA | 06/24/2004 | Cancelled(6*) | 07/29/2023 |
| 63325 | CHENNAI NIGHTINGALE | 06/19/2000 | Cancelled(8*) | 01/29/2024 |
| 144584 | Chennai Radiance | 12/28/2020 | Cancelled(8*) | 12/29/2023 |

| Current Total Clubs Count | YTD New Clubs Count | YTD Cancelled Clubs Count | YTD Net Club Gain | Current Total Members Count | YTD Add | YTD Drop | YTD Net Growth | YTD Net Growth % | Member Count 12 Months Ago | Average Member Count Per Club | % of Clubs with less than 20 members | % No MMR in 3 Months | % No Officer Report in 12 Months | % of Clubs with balance 90+ days | Number of Clubs in Status Quo | % Status Quo Clubs in Financial Suspension | Number of Cancelled Clubs | Average Cancelled Club Age | Members Lost Due to Cancellation | % of Clubs Cancelled for Non-Financial Reasons |
|---------------------------|---------------------|---------------------------|-------------------|-----------------------------|---------|----------|----------------|------------------|----------------------------|-------------------------------|--------------------------------------|----------------------|----------------------------------|----------------------------------|-------------------------------|--|---------------------------|----------------------------|----------------------------------|--|
| 59 | 4 | 10 | -6 | 1,847 | 254 | 422 | -168 | -8.34% | 2,141 | 31 | 27% | 46% | 0% | 19% | 0 | 0% | 10 | 16 | 241 | -40% |

* - P - Priority Club. Cancellation Reasons: 1-Objectives/conduct, 2-Non-active club, 5-Non-existing club, 6-Disbanding, 7-Merger, 8-Financial Suspension, 9-District/Multiple District Dues.

** - Abbreviation: P-President, S-Secretary, T-Treasurer, M-Member Chairperson, VP-First Vice President, MC-Communications Chairperson, SC-Service Chairperson

*** - Abbreviation: N/R - Never reported using the Lions Clubs website, N/A - Not applicable, No password registered for the Lions Clubs website.

**** - Abbreviation: N - New, IP - Immediate Past, R - Repeat.



Club Health Assessment for District 324 L through December 2024

| | | | Status | Membership | | | | | | Reports | | | | | Finance | | LCIF |
|--|-------------------------------|--------------|---|-----------------------------|-------------------|---------------------|----------------|---|----------------------------|--|-------------------------------------|------------------------------------|------------------------|---|--|-----------------|-----------------------------------|
| Club Number | Club Name | Charter Date | | Current Member Count | YTD Members Added | YTD Members Dropped | YTD Net Growth | YTD Net Growth% | Member Count 12 Months Ago | Avg. length of service for dropped members | Months Since Last MMR *** | Yrs. Since Last Officer Report | President Rotation | Vice President Reported **** | Months Since Last Activity Report *** | Account Balance | Donations for current Fiscal Year |
| | | | Number of times on status quo within last two years | If below 15 members appears | | | | If net loss is greater than 20% appears | | | If no report in 3 months appears in | When more than one year appears in | Number of repeat terms | Notes the officers that do not have an active | If no report at 12 months appears in red | | |
| Clubs less than two years old | | | | | | | | | | | | | | | | | |
| 156312 | Chennai Anna Nagar Elite | 09/30/2023 | Active | 20 | 0 | 0 | 0 | 0.00% | 20 | | 1 | | 2 | N | M,SC | 4 | \$25.11 |
| 178552 | Chennai Anna Nagar Zoomers | 09/18/2024 | Newly Chartered | 20 | 20 | 0 | 20 | 100.00% | 0 | | 3 | | | | T,M,VP,SC | N/R | |
| 179758 | Chennai Balajis Padmavathi | 12/06/2024 | Newly Chartered | 20 | 20 | 0 | 20 | 100.00% | 0 | | 0 | | | | M,VP,SC | N/R | |
| 178548 | Chennai Greater Elite | 09/17/2024 | Newly Chartered | 15 | 21 | 6 | 15 | 100.00% | 0 | 0 | 0 | | | N | | N/A | |
| 176796 | Chennai Media Chamber | 09/12/2024 | Newly Chartered | 20 | 20 | 0 | 20 | 100.00% | 0 | | 0 | | | | M,VP,SC | 1 | |
| 178526 | Chennai Pride | 09/12/2024 | Newly Chartered | 26 | 26 | 0 | 26 | 100.00% | 0 | | 1 | | | N | | 2 | |
| 178705 | Chennai R A Puram | 11/13/2024 | Newly Chartered | 22 | 22 | 0 | 22 | 100.00% | 0 | | 1 | | | | M,VP,SC | 0 | |
| 156482 | Chennai Serving Sparrows | 10/25/2023 | Active | 20 | 0 | 0 | 0 | 0.00% | 20 | | 5 | | 2 | | M,VP,SC | 4 | |
| 178616 | Chennai Vaagai | 09/18/2024 | Newly Chartered | 20 | 20 | 0 | 20 | 100.00% | 0 | | 3 | | | | M,VP,SC | N/R | 90+ Days |
| Clubs more than two years old | | | | | | | | | | | | | | | | | |
| 128407 | Chennai Aaditya | 10/04/2016 | Active | 11 | 0 | 0 | 0 | 0.00% | 11 | | 7 | | | | M,VP,SC | 4 | \$1,028.24 |
| 148740 | Chennai Aakasha | 12/17/2021 | Active | 41 | 0 | 1 | -1 | -2.38% | 42 | 4 | 0 | | 4 | | M,VP,SC | 0 | |
| 112106 | CHENNAI AAVARAM POO | 08/25/2011 | Active | 68 | 4 | 3 | 1 | 1.49% | 68 | 4 | 1 | | | R | T | 3 | |
| Exc Award (06/30/2018, 06/30/2022, 06/30/2023) | | | | | | | | | | | | | | | | | |
| 65189 | CHENNAI ANNA NAGAR TOWERS | 04/15/2002 | Active | 32 | 0 | 0 | 0 | 0.00% | 33 | | 8 | | | R | P,S,T,M,SC | 0 | |
| Exc Award (06/30/2018, 06/30/2022) | | | | | | | | | | | | | | | | | |
| 132100 | Chennai Centennial Anna Nagar | 07/03/2017 | Active | 52 | 8 | 3 | 5 | 10.64% | 44 | 2 | 0 | | 2 | | VP | 2 | |
| Exc Award (06/30/2022, 06/30/2023) | | | | | | | | | | | | | | | | | |
| 132480 | Chennai Centennial Udayam | 10/26/2017 | Active(1) | 19 | 4 | 0 | 4 | 26.67% | 11 | | 3 | | | N | | 1 | \$413.30 |
| 109044 | CHENNAI CENTRAL CHITLAPAKKAM | 09/17/2010 | Active | 61 | 9 | 3 | 6 | 10.91% | 55 | 2 | 0 | | | N | VP | 0 | \$1,825.29 |
| 148544 | Chennai City | 10/18/2021 | Active | 46 | 0 | 0 | 0 | 0.00% | 46 | | 9 | | 4 | | M,VP | 2 | 90+ Days |



Club Health Assessment for District 324 L through December 2024

| | | | Status | Membership | | | | | | Reports | | | | | Finance | | LCIF |
|--|-----------------------------|--------------|---|-----------------------------|-------------------|---------------------|----------------|---|----------------------------|--|-------------------------------------|------------------------------------|------------------------|---|--|-----------------|-----------------------------------|
| Club Number | Club Name | Charter Date | | Current Member Count | YTD Members Added | YTD Members Dropped | YTD Net Growth | YTD Net Growth% | Member Count 12 Months Ago | Avg. length of service for dropped members | Months Since Last MMR *** | Yrs. Since Last Officer Report | President Rotation | Vice President Reported **** | Months Since Last Activity Report *** | Account Balance | Donations for current Fiscal Year |
| | | | Number of times on status quo within last two years | If below 15 members appears | | | | If net loss is greater than 20% appears | | | If no report in 3 months appears in | When more than one year appears in | Number of repeat terms | Notes the officers that do not have an active | If no report at 12 months appears in red | | |
| 120563 | Chennai Cosmopolitan | 10/16/2013 | Active | 28 | 5 | 0 | 5 | 21.74% | 23 | | 0 | | | N | 4 | | |
| 148680 | Chennai Creators | 12/24/2021 | Active | 85 | 0 | 0 | 0 | 0.00% | 85 | | 4 | | 2 | VP,SC | 3 | 90+ Days | |
| 148742 | Chennai Deeksha | 12/20/2021 | Active | 66 | 0 | 0 | 0 | 0.00% | 66 | | 4 | | 2 | T,M,VP,SC | 0 | 90+ Days | |
| 135913 | Chennai Desire | 07/17/2018 | Active | 28 | 1 | 0 | 1 | 3.70% | 19 | | 0 | | | N | 0 | | |
| Exc Award (06/30/2019, 06/30/2020, 06/30/2021) | | | | | | | | | | | | | | | | | |
| 116118 | CHENNAI DR ANNIE BESANT | 04/16/2012 | Active | 47 | 0 | 0 | 0 | 0.00% | 47 | | 7 | | | M,VP,SC | 1 | | |
| 109684 | CHENNAI EDIFICE | 11/29/2010 | Active | 28 | 3 | 1 | 2 | 7.69% | 25 | 1 | 0 | | 3 | N S,T,M,SC | 1 | | \$129.98 |
| 148545 | Chennai Friends | 10/18/2021 | Active | 36 | 0 | 0 | 0 | 0.00% | 36 | | 14 | | 4 | S,T,M,VP | 1 | 90+ Days | |
| 145154 | Chennai Jini Nagar | 02/23/2021 | Cancelled(8*) | 0 | 0 | 3 | -3 | -100.00% | 3 | 4 | 8 | | None | P,S,T,M,VP SC | 24+ | 90+ Days | |
| 131673 | Chennai Marina Centennial | 07/03/2017 | Active | 16 | 1 | 0 | 1 | 6.67% | 15 | | 5 | | 2 | N | 4 | | |
| Exc Award (06/30/2018) | | | | | | | | | | | | | | | | | |
| 117426 | CHENNAI MINT | 07/23/2012 | Active | 9 | 1 | 0 | 1 | 12.50% | 8 | | 0 | | | R SC | 4 | | |
| 148300 | Chennai Nanganallur | 10/01/2021 | Active | 21 | 2 | 1 | 1 | 5.00% | 22 | 3 | 0 | | | R VP,SC | 0 | | |
| 148200 | Chennai Nesapakkam | 09/09/2021 | Active | 20 | 0 | 3 | -3 | -13.04% | 23 | 3 | 0 | | 4 | S,VP,SC | 1 | 90+ Days | |
| 112104 | CHENNAI PERUNGUDI | 08/24/2011 | Active | 7 | 0 | 0 | 0 | 0.00% | 7 | | 4 | | | M,VP,SC | 3 | | |
| 77785 | CHENNAI PRIME | 11/07/2003 | Active | 5 | 0 | 9 | -9 | -64.29% | 14 | 5 | 0 | | 2 | T,M,VP,SC | 2 | | |
| Exc Award (06/30/2022) | | | | | | | | | | | | | | | | | |
| 152568 | Chennai Rocking Millennials | 12/16/2022 | Active | 20 | 0 | 0 | 0 | 0.00% | 20 | | 1 | | 2 | N SC | 3 | | |
| 68554 | CHENNAI ROSES | 04/15/2003 | Active | 24 | 11 | 5 | 6 | 33.33% | 18 | 13 | 0 | | | M,VP,SC | 3 | | \$112.01 |
| Exc Award (06/30/2022) | | | | | | | | | | | | | | | | | |
| 148299 | Chennai Royal Koyambedu | 09/24/2021 | Active | 21 | 0 | 0 | 0 | 0.00% | 21 | | 0 | | 4 | S,T,M,VP,SC | 1 | 90+ Days | |
| 121050 | Chennai Share | 12/30/2013 | Cancelled(8*) | 0 | 0 | 3 | -3 | -100.00% | 3 | 5 | 0 | | None | P,S,T,M,VP SC | 21 | 90+ Days | |
| 103357 | CHENNAI SIKSHA | 08/14/2008 | Active | 20 | 0 | 0 | 0 | 0.00% | 22 | | 6 | | 2 | N S,T | 2 | 90+ Days | |
| Exc Award (06/30/2023) | | | | | | | | | | | | | | | | | |
| 135397 | Chennai Subiksha | 07/17/2018 | Active | 9 | 0 | 7 | -7 | -43.75% | 16 | 3 | 0 | | | N S,M,SC | 5 | | |
| Exc Award (06/30/2021, 06/30/2022) | | | | | | | | | | | | | | | | | |
| 148743 | Chennai Suraksha | 12/20/2021 | Active(1) | 77 | 0 | 0 | 0 | 0.00% | 77 | | 2 | | 4 | T,M,VP,SC | 2 | 90+ Days | |



Club Health Assessment for District 324 L through December 2024

| | | | Status | Membership | | | | | | Reports | | | | | Finance | LCIF | |
|-------------|------------------------------------|--------------|---|-----------------------------|-------------------|---------------------|----------------|---|----------------------------|--|-------------------------------------|------------------------------------|------------------------|---|--|-----------------|-----------------------------------|
| Club Number | Club Name | Charter Date | | Current Member Count | YTD Members Added | YTD Members Dropped | YTD Net Growth | YTD Net Growth% | Member Count 12 Months Ago | Avg. length of service for dropped members | Months Since Last MMR *** | Yrs. Since Last Officer Report | President Rotation | Vice President Reported **** | Months Since Last Activity Report *** | Account Balance | Donations for current Fiscal Year |
| | | | Number of times on status quo within last two years | If below 15 members appears | | | | If net loss is greater than 20% appears | | | If no report in 3 months appears in | When more than one year appears in | Number of repeat terms | Notes the officers that do not have an active | If no report at 12 months appears in red | | |
| 142803 | Chennai Washermenpet | 09/07/2020 | Active | 28 | 3 | 0 | 3 | 12.00% | 28 | | 0 | | | R | M,VP | 0 | |
| | Exc Award (06/30/2023) | | | | | | | | | | | | | | | | |
| 57250 | MADRAS BALAJI AVENUE | 07/24/1995 | Active | 16 | 3 | 0 | 3 | 23.08% | 12 | | 0 | | | N | T,VP,SC | 3 | 90+ Days \$633.00 |
| 38224 | MADRAS MAMBALAM | 03/11/1980 | Active | 20 | 0 | 0 | 0 | 0.00% | 21 | | 3 | | | | M,VP,SC | 4 | \$1,215.93 |
| 29825 | MADRAS NANDAMBAKKAM | 09/26/1974 | Active | 33 | 3 | 0 | 3 | 10.00% | 28 | | 2 | | | N | | 2 | \$1,145.13 |
| 46672 | MADRAS ROYAPURAM | 11/03/1986 | Active | 69 | 11 | 5 | 6 | 9.52% | 64 | 1 | 0 | | | R | | 0 | \$434.96 |
| | Exc Award (06/30/2022, 06/30/2023) | | | | | | | | | | | | | | | | |
| 63077 | MADRAS TECHNOCITY | 04/13/2000 | Active(2) | 13 | 1 | 3 | -2 | -13.33% | 15 | 7 | 0 | | 2 | N | | 3 | |
| 51004 | MADRAS TEMPLE CITY | 10/15/1990 | Active | 9 | 0 | 0 | 0 | 0.00% | 9 | | 9 | | | | M,VP,SC | 4 | |

Clubs Cancelled Previous Fiscal Year – Clubs Cancelled within last 12 months may be reinstated

| Club Number | Club Name | Charter Date | Current Status* | Cancellation Date |
|-------------|-------------------------|--------------|-----------------|-------------------|
| 148198 | Ambattur Oragadam | 09/14/2021 | Cancelled(8*) | 12/29/2023 |
| 99966 | CHENNAI GATEWAY | 08/23/2007 | Cancelled(8*) | 12/29/2023 |
| 122423 | Chennai Gold | 06/10/2014 | Cancelled(8*) | 08/29/2023 |
| 138550 | Chennai L Mark | 06/19/2019 | Cancelled(8*) | 12/29/2023 |
| 145115 | Chennai Portico | 02/15/2021 | Cancelled(8*) | 12/29/2023 |
| 120203 | Chennai Universal | 08/22/2013 | Cancelled(8*) | 09/29/2023 |
| 153673 | Chennai Vyasai Ambedkar | 06/22/2023 | Cancelled(8*) | 12/29/2023 |

| Current Total Clubs Count | YTD New Clubs Count | YTD Cancelled Clubs Count | YTD Net Club Gain | Current Total Members Count | YTD Add | YTD Drop | YTD Net Growth | YTD Net Growth % | Member Count 12 Months Ago | Average Member Count Per Club | % of Clubs with less than 20 members | % No MMR in 3 Months | % No Officer Report in 12 Months | % of Clubs with balance 90+ days | Number of Clubs in Status Quo | % Status Quo Clubs in Financial Suspension | Number of Cancelled Clubs | Average Cancelled Club Age | Members Lost Due to Cancellation | % of Clubs Cancelled for Non-Financial Reasons |
|---------------------------|---------------------|---------------------------|-------------------|-----------------------------|---------|----------|----------------|------------------|----------------------------|-------------------------------|--------------------------------------|----------------------|----------------------------------|----------------------------------|-------------------------------|--|---------------------------|----------------------------|----------------------------------|--|
| 43 | 7 | 2 | 5 | 1,268 | 219 | 56 | 163 | 14.75% | 1,097 | 29 | 26% | 37% | 0% | 33% | 0 | 0% | 2 | 30 | 6 | -350% |

* - P - Priority Club. Cancellation Reasons: 1-Objectives/conduct, 2-Non-active club, 5-Non-existing club, 6-Disbanding, 7-Merger, 8-Financial Suspension, 9-District/Multiple District Dues.

** - Abbreviation: P-President, S-Secretary, T-Treasurer, M-Member Chairperson, VP-First Vice President, MC-Communications Chairperson, SC-Service Chairperson

*** - Abbreviation: N/R - Never reported using the Lions Clubs website, N/A - Not applicable, No password registered for the Lions Clubs website.

**** - Abbreviation: N - New, IP - Immediate Past, R - Repeat.



Club Health Assessment for District 324 N through December 2024

| | | | Status | Membership | | | | | | | Reports | | | | | Finance | LCIF |
|-------------------------------|------------------------------|--------------|---|-----------------------------|-------------------|---------------------|----------------|-----------------|---|--|-------------------------------------|------------------------------------|------------------------|---|--|-----------------|-----------------------------------|
| Club Number | Club Name | Charter Date | | Current Member Count | YTD Members Added | YTD Members Dropped | YTD Net Growth | YTD Net Growth% | Member Count 12 Months Ago | Avg. length of service for dropped members | Months Since Last MMR *** | Yrs. Since Last Officer Report | President Rotation | Vice President Reported **** | Months Since Last Activity Report *** | Account Balance | Donations for current Fiscal Year |
| | | | Number of times on status quo within last two years | If below 15 members appears | | | | | If net loss is greater than 20% appears | | If no report in 3 months appears in | When more than one year appears in | Number of repeat terms | Notes the officers that do not have an active | If no report at 12 months appears in red | | |
| Clubs less than two years old | | | | | | | | | | | | | | | | | |
| 155281 | Chennai Delta | 09/30/2023 | Active(1) | 23 | 0 | 0 | 0 | 0.00% | 21 | | 6 | | 2 | S,T,M,VP,SC | 12 | | |
| 174716 | Chennai Guindy Labour Colon | 07/25/2024 | Active | 122 | 122 | 0 | 122 | 100.00% | 0 | | 0 | | | M,VP,SC | N/A | 90+ Days | |
| 178026 | Chennai Harmony | 09/09/2024 | Newly Chartered | 20 | 20 | 0 | 20 | 100.00% | 0 | | 3 | | | M,VP,SC | N/A | 90+ Days | |
| 178025 | Chennai Jai | 08/30/2024 | Active | 20 | 20 | 0 | 20 | 100.00% | 0 | | 4 | | | M,VP,SC | N/A | 90+ Days | |
| 175080 | Chennai Kind | 07/25/2024 | Active | 128 | 128 | 0 | 128 | 100.00% | 0 | | 1 | | | T,M,VP,SC | N/A | 90+ Days | |
| 156236 | Chennai New Chandrayaan | 09/30/2023 | Cancelled(8*) | 0 | 3 | 35 | -32 | -100.00% | 21 | 1 | 3 | | None | P,S,T,M,VP SC | 14 | 90+ Days | |
| 155378 | Chennai New Gold | 09/11/2023 | Active(1) | 9 | 0 | 0 | 0 | 0.00% | 10 | | 6 | | 2 | VP,SC | 0 | | |
| 155289 | Chennai New Green City | 09/30/2023 | Status Quo(1) | 0 | 0 | 25 | -25 | -100.00% | 20 | 6 | 0 | | None | P,S,T,M,VP SC | 12 | 90+ Days | |
| 155290 | Chennai New Pride | 09/30/2023 | Status Quo(1) | 21 | 0 | 0 | 0 | 0.00% | 20 | | 3 | | | S,M,VP,SC | 12 | 90+ Days | \$1,006.29 |
| 155280 | Chennai New Trust | 09/29/2023 | Status Quo(1) | 11 | 0 | 12 | -12 | -52.17% | 21 | 1 | 4 | | | N | 13 | 90+ Days | |
| 155291 | Chennai Podhigai | 09/30/2023 | Active(1) | 21 | 0 | 0 | 0 | 0.00% | 20 | | 9 | | 2 | T,M,VP,SC | 12 | | |
| 155292 | Chennai Prince | 09/30/2023 | Active(1) | 20 | 0 | 0 | 0 | 0.00% | 20 | | 9 | 1 | None | P,S,T,M,VP SC | N/A | | |
| 155284 | Chennai Serving Star | 09/30/2023 | Active(1) | 20 | 0 | 0 | 0 | 0.00% | 20 | | 4 | | 2 | T,M,VP,SC | 12 | | |
| 174671 | Chennai Shine | 07/25/2024 | Active(1) | 20 | 20 | 0 | 20 | 100.00% | 0 | | 3 | | | T,M,VP,SC | N/A | | |
| 156869 | Chennai Sigaram | 03/11/2024 | Active | 20 | 0 | 0 | 0 | 0.00% | 0 | | 12 | | None | P,S,T,M,VP SC | N/R | | |
| 155282 | Chennai Sun City | 09/28/2023 | Active(1) | 24 | 0 | 0 | 0 | 0.00% | 20 | | 6 | | | M,VP,SC | 11 | | |
| Clubs more than two years old | | | | | | | | | | | | | | | | | |
| 105320 | CHENNAI ASPIRE | 04/21/2009 | Active(2) | 21 | 0 | 29 | -29 | -58.00% | 50 | 5 | 2 | | 3 | M,VP,SC | 12 | | |
| 109771 | CHENNAI ADAM METRO | 12/21/2010 | Active(2) | 22 | 0 | 0 | 0 | 0.00% | 21 | | 9 | 1 | None | P,S,T,M,VP SC | 24+ | | |
| 109263 | CHENNAI AMBEDKAR NAGAR | 09/28/2010 | Active(2) | 38 | 0 | 2 | -2 | -5.00% | 40 | 6 | 2 | | 2 | M,VP,SC | 12 | | |
| 109338 | CHENNAI ANNA NAGAR VASANTHAM | 09/27/2010 | Active(1) | 40 | 0 | 11 | -11 | -21.57% | 51 | 5 | 2 | | 2 | M,VP,SC | 12 | | |
| 115247 | CHENNAI BHARATHIAR | 10/04/2011 | Active | 56 | 0 | 0 | 0 | 0.00% | 56 | | 0 | | 3 | M,VP,SC | 12 | | |
| 145489 | Chennai Care | 03/05/2021 | Cancelled(8*) | 0 | 0 | 3 | -3 | -100.00% | 3 | 3 | 9 | | None | P,S,T,M,VP SC | 20 | 90+ Days | |



Club Health Assessment for District 324 N through December 2024

| | | | Status | Membership | | | | | | | Reports | | | | | Finance | | LCIF |
|------------------------|-------------------------------|--------------|---|-----------------------------|---|---------------------|----------------|-----------------|----------------------------|--|-------------------------------------|------------------------------------|------------------------|---|--|-----------------|-----------------------------------|------|
| Club Number | Club Name | Charter Date | | Current Member Count | YTD Members Added | YTD Members Dropped | YTD Net Growth | YTD Net Growth% | Member Count 12 Months Ago | Avg. length of service for dropped members | Months Since Last MMR *** | Yrs. Since Last Officer Report | President Rotation | Vice President Reported **** | Months Since Last Activity Report *** | Account Balance | Donations for current Fiscal Year | |
| | | | Number of times on status quo within last two years | If below 15 members appears | If net loss is greater than 20% appears | | | | | | If no report in 3 months appears in | When more than one year appears in | Number of repeat terms | Notes the officers that do not have an active | If no report at 12 months appears in red | | | |
| 120373 | Chennai Egai | 09/20/2013 | Active(1) | 51 | 0 | 0 | 0 | 0.00% | 48 | | 5 | | | T,M,VP,SC | 12 | \$1,006.29 | | |
| 148679 | Chennai Elegant | 12/24/2021 | Active(2) | 11 | 0 | 0 | 0 | 0.00% | 8 | | 6 | | None | P,S,T,M,VP SC | N/A | | | |
| 145541 | Chennai Elite | 03/24/2021 | Cancelled(8*) | 0 | 0 | 4 | -4 | -100.00% | 4 | 3 | 7 | | None | P,S,T,M,VP SC | 20 | | | |
| 116372 | CHENNAI GATEWAY NORTH | 04/16/2012 | Active(3) | 10 | 0 | 0 | 0 | 0.00% | 7 | | 0 | | | S,T,M,VP,SC | 12 | | | |
| 121464 | Chennai Jai Hind | 02/28/2014 | Active(1) | 46 | 4 | 0 | 4 | 9.52% | 42 | | 5 | | N | M,VP,SC | 12 | | | |
| 145666 | Chennai Jupiter | 03/25/2021 | Active(2) | 3 | 0 | 0 | 0 | 0.00% | 3 | | 7 | | 2 | M,VP,SC | N/A | | | |
| 109884 | CHENNAI KINGS | 02/08/2011 | Active(2) | 40 | 0 | 5 | -5 | -11.11% | 44 | 8 | 2 | | | T,M,VP,SC | 10 | | | |
| 148682 | Chennai Legends | 12/24/2021 | Status Quo(1) | 24 | 0 | 0 | 0 | 0.00% | 21 | | 9 | | None | P,S,T,M,VP SC | N/A | | | |
| 109641 | CHENNAI MEENAM | 11/19/2010 | Active | 9 | 0 | 0 | 0 | 0.00% | 8 | | 4 | | N | M,SC | 4 | | | |
| 112105 | CHENNAI MULLAI PERIYAR | 08/25/2011 | Active(1) | 6 | 0 | 0 | 0 | 0.00% | 6 | | 10 | | None | P,S,T,M,VP SC | 24+ | | | |
| 118396 | CHENNAI MUTHAMIZH | 12/06/2012 | Active(3) | 40 | 1 | 17 | -16 | -28.57% | 52 | 5 | 2 | | 2 | T,M,VP,SC | 5 | \$1,006.29 | | |
| 109437 | CHENNAI NEW ASHOK NAGAR | 09/30/2010 | Active | 64 | 0 | 0 | 0 | 0.00% | 64 | | 1 | 1 | None | P,S,T,M,VP SC | 12 | | | |
| 109429 | CHENNAI NEW ROYAL ASHOK NAGAR | 12/06/2010 | Status Quo(2) | 35 | 0 | 0 | 0 | 0.00% | 35 | | 9 | | | M,VP,SC | 12 | | | |
| 116147 | CHENNAI PARI NAGAR | 04/16/2012 | Active(3) | 25 | 0 | 0 | 0 | 0.00% | 25 | | 9 | | 2 | M,VP,SC | 12 | | | |
| 116120 | CHENNAI PUSPAK | 04/16/2012 | Active(3) | 40 | 1 | 11 | -10 | -20.00% | 50 | 8 | 2 | | 2 | T,M,VP,SC | 12 | | | |
| 109304 | CHENNAI QUEENS | 09/30/2010 | Active | 50 | 1 | 0 | 1 | 2.04% | 49 | | 2 | | | T,M,VP,SC | 12 | | | |
| 116119 | CHENNAI RAILMEN | 04/16/2012 | Active(2) | 45 | 0 | 21 | -21 | -31.82% | 66 | 6 | 2 | | 4 | M,VP,SC | 12 | | | |
| 117966 | CHENNAI ROSILY | 10/08/2012 | Active(2) | 11 | 1 | 7 | -6 | -35.29% | 15 | 1 | 0 | | N | VP | 21 | | | |
| 121034 | Chennai Serve | 12/30/2013 | Active(1) | 40 | 0 | 17 | -17 | -29.82% | 57 | 8 | 2 | | 2 | T,M,VP,SC | 12 | | | |
| 144973 | Chennai Seva | 01/27/2021 | Active | 19 | 0 | 0 | 0 | 0.00% | 18 | | 2 | | N | VP,SC | 5 | | | |
| 121453 | Chennai Silver | 02/26/2014 | Active | 59 | 0 | 0 | 0 | 0.00% | 59 | | 2 | | | T,M,VP,SC | 12 | \$1,006.29 | | |
| 121033 | Chennai Smile | 12/27/2013 | Active(2) | 40 | 0 | 9 | -9 | -18.37% | 49 | 5 | 2 | | | M,VP,SC | 12 | | | |
| 109045 | CHENNAI TOWN | 08/20/2010 | Active | 40 | 1 | 0 | 1 | 2.56% | 39 | | 5 | | | T,M,VP,SC | 12 | | | |
| 109264 | CHENNAI UDHAYAM | 09/28/2010 | Active(2) | 30 | 0 | 9 | -9 | -23.08% | 36 | 6 | 2 | | | M,VP,SC | 12 | | | |
| Exc Award (06/30/2016) | | | | | | | | | | | | | | | | | | |



Club Health Assessment for District 324 N through December 2024

| | | | Status | | Membership | | | | | | Reports | | | | | Finance | | LCIF | | |
|---------------------------|---------------------|---------------------------|---|-----------------------------|-------------------|---------------------|----------------|------------------|---|--|--------------------------------------|------------------------------------|----------------------------------|---|---------------------------------------|--|-----------------------------------|----------------------------|----------------------------------|--|
| Club Number | Club Name | Charter Date | | Current Member Count | YTD Members Added | YTD Members Dropped | YTD Net Growth | YTD Net Growth% | Member Count 12 Months Ago | Avg. length of service for dropped members | Months Since Last MMR *** | Yrs. Since Last Officer Report | President Rotation | Vice President Reported **** | Months Since Last Activity Report *** | Account Balance | Donations for current Fiscal Year | | | |
| | | | Number of times on status quo within last two years | If below 15 members appears | | | | | If net loss is greater than 20% appears | | If no report in 3 months appears in | When more than one year appears in | Number of repeat terms | Notes the officers that do not have an active | If no report appears in 12 months red | | | | | |
| 117699 | CHENNAI WINNERS | 08/23/2012 | Active(3) | 36 | 0 | 0 | 0 | 0.00% | 34 | | 2 | | | T,M,VP,SC | 12 | | | | | |
| 26420 | GUINDY | 01/08/1964 | Active | 27 | 1 | 7 | -6 | -18.18% | 30 | 3 | 0 | | N | VP | 5 | 90+ Days | \$7,044.03 | | | |
| 62740 | MADRAS ANNAI | 01/26/2000 | Cancelled(8*) | 0 | 2 | 43 | -41 | -100.00% | 41 | 11 | 0 | | None | P,S,T,M,VP SC | 12 | 90+ Days | | | | |
| Current Total Clubs Count | YTD New Clubs Count | YTD Cancelled Clubs Count | YTD Net Club Gain | Current Total Members Count | YTD Add | YTD Drop | YTD Net Growth | YTD Net Growth % | Member Count 12 Months Ago | Average Member Count Per Club | % of Clubs with less than 20 members | % No MMR in 3 Months | % No Officer Report in 12 Months | % of Clubs with balance 90+ days | Number of Clubs in Status Quo | % Status Quo Clubs in Financial Suspension | Number of Cancelled Clubs | Average Cancelled Club Age | Members Lost Due to Cancellation | % of Clubs Cancelled for Non-Financial Reasons |
| 45 | 5 | 4 | 1 | 1,457 | 325 | 267 | 58 | 4.15% | 1,324 | 32 | 22% | 51% | 7% | 24% | 5 | 100% | 4 | 8 | 85 | 0% |

* - P - Priority Club. Cancellation Reasons: 1-Objectives/conduct, 2-Non-active club, 5-Non-existing club, 6-Disbanding, 7-Merger, 8-Financial Suspension, 9-District/Multiple District Dues.

** - Abbreviation: P-President, S-Secretary, T-Treasurer, M-Member Chairperson, VP-First Vice President, MC-Communications Chairperson, SC-Service Chairperson

*** - Abbreviation: N/R - Never reported using the Lions Clubs website, N/A - Not applicable, No password registered for the Lions Clubs website.

**** - Abbreviation: N - New, IP - Immediate Past, R - Repeat.



Club Health Assessment for District 324 M through December 2024

| | | | Status | Membership | | | | | | | Reports | | | | | Finance | | LCIF |
|--|------------------------|--------------|---|-----------------------------|-------------------|---------------------|----------------|-----------------|---|--|---------------------------|-------------------------------------|------------------------------------|------------------------------|---|--|-----------------------------------|------|
| Club Number | Club Name | Charter Date | | Current Member Count | YTD Members Added | YTD Members Dropped | YTD Net Growth | YTD Net Growth% | Member Count 12 Months Ago | Avg. length of service for dropped members | Months Since Last MMR *** | Yrs. Since Last Officer Report | President Rotation | Vice President Reported **** | Months Since Last Activity Report *** | Account Balance | Donations for current Fiscal Year | |
| | | | Number of times on status quo within last two years | If below 15 members appears | | | | | If net loss is greater than 20% appears | | | If no report in 3 months appears in | When more than one year appears in | Number of repeat terms | Notes the officers that do not have an active | If no report at 12 months appears in red | | |
| Clubs less than two years old | | | | | | | | | | | | | | | | | | |
| 174262 | Chennai Aram | 07/26/2024 | Active | 20 | 24 | 4 | 20 | 100.00% | 0 | 6 | 0 | | | N | 1 | | | |
| 155248 | Chennai Dawn | 07/20/2023 | Active | 20 | 1 | 5 | -4 | -16.67% | 20 | 1 | 0 | | | N | M,SC | 0 | | |
| 154430 | Chennai Diamonds | 05/31/2023 | Active | 19 | 1 | 0 | 1 | 5.56% | 21 | | 1 | | | N | M,SC | 0 | | |
| 178381 | Chennai Eden Stars | 09/17/2024 | Newly Chartered | 20 | 20 | 0 | 20 | 100.00% | 0 | | 3 | | | N | M,SC | 2 | 90+ Days | |
| 172443 | Chennai Golden Pillars | 06/25/2024 | Active | 26 | 6 | 0 | 6 | 30.00% | 0 | | 0 | | 2 | | M,VP,SC | 0 | | |
| 154374 | Chennai Great Mission | 05/31/2023 | Active(2) | 11 | 0 | 1 | -1 | -8.33% | 15 | 1 | 5 | | | | S,M,VP,SC | 2 | | |
| 178320 | Chennai Guindy Friends | 09/18/2024 | Newly Chartered | 20 | 20 | 0 | 20 | 100.00% | 0 | | 3 | | | | M,VP,SC | 0 | 90+ Days | |
| 155249 | Chennai Helping Hands | 07/20/2023 | Active(1) | 17 | 1 | 11 | -10 | -37.04% | 23 | 1 | 0 | | | N | | 0 | | |
| Exc Award (06/30/2024) | | | | | | | | | | | | | | | | | | |
| 172418 | Chennai Helping Stars | 06/26/2024 | Active | 21 | 1 | 0 | 1 | 5.00% | 0 | | 2 | | 2 | N | SC | 0 | \$1,000.00 | |
| 153704 | Chennai Kalam | 02/27/2023 | Active | 15 | 1 | 0 | 1 | 7.14% | 8 | | 5 | | | R | M | 0 | \$59.90 | |
| Exc Award (06/30/2023) | | | | | | | | | | | | | | | | | | |
| 174212 | Chennai Marina Octagon | 08/22/2024 | Active | 26 | 26 | 0 | 26 | 100.00% | 0 | | 4 | | | | M,VP,SC | 3 | 90+ Days | |
| 172088 | Chennai Metro Town | 06/27/2024 | Active | 21 | 3 | 2 | 1 | 5.00% | 0 | 0 | 3 | | 2 | | M,VP,SC | 1 | \$503.14 | |
| 179773 | Chennai Power Stars | 12/09/2024 | Newly Chartered | 20 | 20 | 0 | 20 | 100.00% | 0 | | 0 | | | | M,VP,SC | N/R | | |
| 174203 | Chennai Rising Sun | 07/26/2024 | Active | 21 | 21 | 0 | 21 | 100.00% | 0 | | 5 | | | N | M,SC | 2 | | |
| 174381 | Chennai Royal Kings | 07/28/2024 | Active | 22 | 29 | 7 | 22 | 100.00% | 0 | 0 | 0 | | | N | SC | 0 | | |
| 154020 | Chennai Seven Seas | 05/05/2023 | Active(1) | 25 | 17 | 10 | 7 | 38.89% | 20 | 2 | 0 | | | | VP | 3 | | |
| 154867 | Chennai Starline | 06/21/2023 | Status Quo(2) | 13 | 0 | 7 | -7 | -35.00% | 20 | 2 | 0 | | None | | P,S,M,VP,SC | N/R | 90+ Days | |
| 154319 | Chennai Tamil Sangam | 05/12/2023 | Active(1) | 27 | 0 | 0 | 0 | 0.00% | 27 | | 0 | | | | M,VP,SC | 4 | | |
| Exc Award (06/30/2024) | | | | | | | | | | | | | | | | | | |
| Clubs more than two years old | | | | | | | | | | | | | | | | | | |
| 26407 | ANNA NAGAR | 04/19/1970 | Active | 89 | 1 | 3 | -2 | -2.20% | 91 | 25 | 2 | | | N | | 0 | \$8,395.90 | |
| Exc Award (06/30/2022, 06/30/2023, 06/30/2024) | | | | | | | | | | | | | | | | | | |



Club Health Assessment for District 324 M through December 2024

| Club Number | Club Name | Charter Date | Status | Membership | | | | | | | Reports | | | | | Finance | LCIF |
|-------------|--|--------------|---|-----------------------------|-------------------|---------------------|----------------|---|----------------------------|--|----------------------------------|------------------------------------|------------------------|---|---------------------------------------|-----------------|-----------------------------------|
| | | | | Current Member Count | YTD Members Added | YTD Members Dropped | YTD Net Growth | YTD Net Growth% | Member Count 12 Months Ago | Avg. length of service for dropped members | Months Since Last MMR *** | Yrs. Since Last Officer Report | President Rotation | Vice President Reported **** | Months Since Last Activity Report *** | Account Balance | Donations for current Fiscal Year |
| | | | Number of times on status quo within last two years | If below 15 members appears | | | | If net loss is greater than 20% appears | | | If no report in 3 months appears | When more than one year appears in | Number of repeat terms | Notes the officers that do not have an active | If no report at 12 months red | | |
| 26430 | CENTRAL MADRAS | 07/07/1971 | Active | 53 | 4 | 3 | 1 | 1.92% | 53 | 1 | 0 | | | N VP | 0 | | \$215.63 |
| | Exc Award (06/30/2024) | | | | | | | | | | | | | | | | |
| 105757 | CHENNAI GREEN AVENUE | 06/10/2009 | Active | 32 | 2 | 1 | 1 | 3.23% | 30 | 2 | 0 | | | N | 1 | | |
| | Exc Award (06/30/2023) | | | | | | | | | | | | | | | | |
| 109991 | CHENNAI AAA GOPALAPURAM | 01/03/2011 | Active(1) | 21 | 5 | 0 | 5 | 31.25% | 16 | | 3 | | | VP,SC | 4 | | |
| 76034 | CHENNAI AADHAVAN | 06/30/2003 | Cancelled(8*) | 0 | 4 | 20 | -16 | -100.00% | 17 | 8 | 2 | | None | P,S,T,M,VP SC | 13 | 90+ Days | \$11.98 |
| | Exc Award (06/30/2024) | | | | | | | | | | | | | | | | |
| 135725 | Chennai Aayush | 07/26/2018 | Active | 23 | 5 | 0 | 5 | 27.78% | 18 | | 2 | | | N M | 2 | | |
| 97618 | CHENNAI ANBALAYA | 08/10/2006 | Active | 18 | 0 | 5 | -5 | -21.74% | 22 | 7 | 5 | | | N | 0 | | \$119.80 |
| | Exc Award (06/30/2024) | | | | | | | | | | | | | | | | |
| 134928 | Chennai Anchor City | 06/07/2018 | Active | 15 | 3 | 1 | 2 | 15.38% | 12 | 22 | 0 | | | M,VP,SC | 0 | | |
| 139250 | Chennai Aram Seiyya Virumbu | 07/22/2019 | Active | 21 | 0 | 3 | -3 | -12.50% | 24 | 4 | 0 | | | N | 4 | | \$59.90 |
| | Exc Award (06/30/2023, 06/30/2024) | | | | | | | | | | | | | | | | |
| 126952 | Chennai Arcot Road | 03/11/2016 | Active | 47 | 1 | 0 | 1 | 2.17% | 46 | | 3 | | | N | 2 | | \$646.90 |
| | Exc Award (06/30/2017, 06/30/2018, 06/30/2020) | | | | | | | | | | | | | | | | |
| 97638 | CHENNAI ARKAY NAGAR | 08/22/2006 | Active | 24 | 0 | 0 | 0 | 0.00% | 24 | | 4 | | | N | 0 | | |
| 89139 | CHENNAI ASHOK PILLAR | 08/24/2005 | Cancelled(8*) | 0 | 0 | 15 | -15 | -100.00% | 15 | 6 | 9 | 1 | None | P,S,T,M,VP SC | 16 | 90+ Days | |
| 66781 | CHENNAI AVISHKAR | 10/21/2002 | Cancelled(8*) | 0 | 0 | 11 | -11 | -100.00% | 11 | 7 | 7 | | None | P,S,T,M,VP SC | 7 | 90+ Days | |
| 106501 | CHENNAI BEACH CITY | 08/31/2009 | Active | 22 | 0 | 6 | -6 | -21.43% | 33 | 0 | 3 | | | N M,SC | 2 | | |
| | Exc Award (06/30/2018, 06/30/2022) | | | | | | | | | | | | | | | | |
| 148121 | Chennai Begonia | 08/30/2021 | Active | 25 | 0 | 0 | 0 | 0.00% | 25 | | 0 | | | R S,VP | 0 | | |
| | Exc Award (06/30/2023) | | | | | | | | | | | | | | | | |
| 122981 | Chennai Bright Vision | 08/21/2014 | Active | 19 | 0 | 5 | -5 | -20.83% | 19 | 3 | 0 | | | N M,SC | 2 | | \$17.97 |
| | Exc Award (06/30/2024) | | | | | | | | | | | | | | | | |
| 108210 | CHENNAI CELEBRITIES | 06/24/2010 | Active | 27 | 2 | 4 | -2 | -6.90% | 33 | 1 | 0 | | 2 | N | 5 | 90+ Days | |
| 125460 | Chennai Centennial | 07/23/2015 | Active | 45 | 11 | 0 | 11 | 32.35% | 46 | | 3 | | | VP | 3 | | |
| | Exc Award (06/30/2021) | | | | | | | | | | | | | | | | |
| 126410 | Chennai Centennial Friends | 01/18/2016 | Active | 31 | 2 | 1 | 1 | 3.33% | 34 | 0 | 5 | | | N S,T | 3 | 90+ Days | \$1,059.90 |



Club Health Assessment for District 324 M through December 2024

| | | | Status | Membership | | | | | | | Reports | | | | | Finance | LCIF | |
|------------------------------------|----------------------------|--------------|---|-----------------------------|-------------------|---------------------|----------------|---|----------------------------|--|-------------------------------------|------------------------------------|------------------------|---|--|-----------------|-----------------------------------|--|
| Club Number | Club Name | Charter Date | | Current Member Count | YTD Members Added | YTD Members Dropped | YTD Net Growth | YTD Net Growth% | Member Count 12 Months Ago | Avg. length of service for dropped members | Months Since Last MMR *** | Yrs. Since Last Officer Report | President Rotation | Vice President Reported **** | Months Since Last Activity Report *** | Account Balance | Donations for current Fiscal Year | |
| | | | Number of times on status quo within last two years | If below 15 members appears | | | | If net loss is greater than 20% appears | | | If no report in 3 months appears in | When more than one year appears in | Number of repeat terms | Notes the officers that do not have an active | If no report at 12 months appears in red | | | |
| Exc Award (06/30/2021) | | | | | | | | | | | | | | | | | | |
| 126441 | Chennai Centennial Harmony | 01/28/2016 | Active(1) | 23 | 0 | 4 | -4 | -14.81% | 27 | 5 | 2 | | | R | S,VP | 0 | \$143.76 | |
| Exc Award (06/30/2022, 06/30/2023) | | | | | | | | | | | | | | | | | | |
| 107249 | CHENNAI CENTRAL CITY | 01/12/2010 | Active | 22 | 0 | 0 | 0 | 0.00% | 25 | | 6 | | | N | T,M,SC | 1 | | |
| Exc Award (06/30/2022) | | | | | | | | | | | | | | | | | | |
| 146414 | Chennai Chola Stars | 06/10/2021 | Active(2) | 7 | 0 | 3 | -3 | -30.00% | 17 | 3 | 0 | | 2 | | T,M,VP,SC | 15 | \$119.80 | |
| Exc Award (06/30/2023) | | | | | | | | | | | | | | | | | | |
| 116201 | CHENNAI COAST LINE | 02/29/2012 | Active | 22 | 0 | 0 | 0 | 0.00% | 23 | | 5 | | 2 | N | S,SC | 2 | | |
| 106159 | CHENNAI CORAL | 07/29/2009 | Active(1) | 11 | 1 | 4 | -3 | -21.43% | 13 | 3 | 0 | | | IP | T,SC | 2 | | |
| Exc Award (06/30/2022) | | | | | | | | | | | | | | | | | | |
| 125758 | Chennai Delight | 09/04/2015 | Active(2) | 17 | 0 | 0 | 0 | 0.00% | 17 | | 6 | | 2 | R | M,VP,SC | 2 | | |
| 143813 | Chennai Dynamics | 12/07/2020 | Active | 24 | 1 | 0 | 1 | 4.35% | 25 | | 5 | | 2 | R | | 0 | | |
| Exc Award (06/30/2022) | | | | | | | | | | | | | | | | | | |
| 106132 | CHENNAI EAST COAST | 07/24/2009 | Active | 44 | 7 | 0 | 7 | 18.92% | 40 | | 0 | | | R | SC | 2 | | |
| Exc Award (06/30/2021, 06/30/2023) | | | | | | | | | | | | | | | | | | |
| 102432 | CHENNAI EDEN | 06/13/2008 | Active(1) | 33 | 8 | 1 | 7 | 26.92% | 22 | 15 | 1 | | 3 | N | T | 12 | | |
| Exc Award (06/30/2022, 06/30/2024) | | | | | | | | | | | | | | | | | | |
| 125252 | Chennai Eden City | 06/26/2015 | Active | 26 | 13 | 4 | 9 | 52.94% | 17 | 5 | 4 | | | N | T | 3 | | |
| 125628 | Chennai Elite Stars | 08/14/2015 | Active(1) | 11 | 0 | 0 | 0 | 0.00% | 11 | | 8 | | | R | | 16 | | |
| 111451 | CHENNAI EVERGREEN | 06/21/2011 | Active | 29 | 3 | 3 | 0 | 0.00% | 25 | 1 | 1 | | | | T,VP | 0 | | |
| Exc Award (06/30/2022) | | | | | | | | | | | | | | | | | | |
| 135751 | Chennai Frontline | 07/26/2018 | Active(1) | 24 | 7 | 3 | 4 | 20.00% | 20 | 5 | 0 | | | N | | 2 | | |
| 147919 | Chennai Fusion | 08/26/2021 | Active | 29 | 3 | 5 | -2 | -6.45% | 37 | 3 | 2 | | | N | | 0 | | |
| Exc Award (06/30/2023) | | | | | | | | | | | | | | | | | | |
| 107589 | CHENNAI GALAXY | 03/18/2010 | Cancelled(8*) | 0 | 0 | 21 | -21 | -100.00% | 21 | 7 | 0 | | None | | P,S,T,M,VP SC | 24+ | 90+ Days | |
| 63878 | CHENNAI GKD MILLENNIUM | 12/30/2000 | Active | 28 | 6 | 9 | -3 | -9.68% | 27 | 1 | 0 | | | N | M,SC | 1 | | |
| Exc Award (06/30/2022, 06/30/2024) | | | | | | | | | | | | | | | | | | |
| 106298 | CHENNAI GLOBAL METRO WEST | 08/18/2009 | Active | 31 | 2 | 3 | -1 | -3.13% | 32 | 6 | 4 | | | | M,VP,SC | 0 | \$2,204.24 | |



Club Health Assessment for District 324 M through December 2024

| | | | Status | Membership | | | | | | | Reports | | | | | Finance | LCIF | |
|--|---------------------------------|--------------|---|-----------------------------|-------------------|---------------------|----------------|-----------------|---|--|---------------------------|--------------------------------|-------------------------------------|------------------------------------|---------------------------------------|---|--|------------|
| Club Number | Club Name | Charter Date | | Current Member Count | YTD Members Added | YTD Members Dropped | YTD Net Growth | YTD Net Growth% | Member Count 12 Months Ago | Avg. length of service for dropped members | Months Since Last MMR *** | Yrs. Since Last Officer Report | President Rotation | Vice President Reported **** | Months Since Last Activity Report *** | Account Balance | Donations for current Fiscal Year | |
| | | | Number of times on status quo within last two years | If below 15 members appears | | | | | If net loss is greater than 20% appears | | | | If no report in 3 months appears in | When more than one year appears in | Number of repeat terms | Notes the officers that do not have an active | If no report at 12 months appears in red | |
| 106287 | CHENNAI GOLDEN BHARATH | 08/18/2009 | Active | 20 | 0 | 0 | 0 | 0.00% | 21 | | 6 | | | N | P,VP,SC | 14 | | |
| Exc Award (06/30/2022) | | | | | | | | | | | | | | | | | | |
| 112050 | CHENNAI GOLDEN BROTHERS | 08/12/2011 | Active | 32 | 0 | 2 | -2 | -5.88% | 44 | 9 | 1 | | | N | VP | 1 | | \$503.14 |
| Exc Award (06/30/2022) | | | | | | | | | | | | | | | | | | |
| 63883 | CHENNAI GOLDEN CENTURY | 01/02/2001 | Active | 41 | 11 | 16 | -5 | -10.87% | 46 | 8 | 1 | | | N | T,SC | 0 | | \$598.98 |
| Exc Award (06/30/2022, 06/30/2023) | | | | | | | | | | | | | | | | | | |
| 109148 | CHENNAI GOLDEN CHARIOT | 09/01/2010 | Active | 41 | 0 | 3 | -3 | -6.82% | 40 | 7 | 2 | | | N | P | 1 | | |
| Exc Award (06/30/2021, 06/30/2022, 06/30/2023) | | | | | | | | | | | | | | | | | | |
| 98244 | CHENNAI GOLDEN CULTURAL CAPITAL | 01/05/2007 | Active | 23 | 0 | 0 | 0 | 0.00% | 20 | | 3 | | | N | | 1 | | |
| Exc Award (06/30/2022, 06/30/2024) | | | | | | | | | | | | | | | | | | |
| 98297 | CHENNAI GOLDEN FORT | 01/16/2007 | Active | 55 | 6 | 0 | 6 | 12.24% | 51 | | 1 | | | N | T,SC | 0 | | |
| Exc Award (06/30/2022) | | | | | | | | | | | | | | | | | | |
| 99970 | CHENNAI GOLDEN FRIENDS | 07/26/2007 | Active | 89 | 2 | 0 | 2 | 2.30% | 86 | | 3 | | | N | T,M | 1 | | |
| Exc Award (06/30/2021, 06/30/2022, 06/30/2023) | | | | | | | | | | | | | | | | | | |
| 106755 | CHENNAI GOLDEN GLOBE | 11/09/2009 | Active | 32 | 0 | 5 | -5 | -13.51% | 37 | 7 | 0 | | | R | P | 1 | | \$1,018.27 |
| Exc Award (06/30/2022) | | | | | | | | | | | | | | | | | | |
| 142068 | Chennai Golden Hands | 07/07/2020 | Active | 29 | 2 | 0 | 2 | 7.41% | 31 | | 5 | | | N | | 1 | | |
| Exc Award (06/30/2021, 06/30/2022, 06/30/2023) | | | | | | | | | | | | | | | | | | |
| 109230 | CHENNAI GOLDEN HEARTS | 09/14/2010 | Active | 48 | 0 | 0 | 0 | 0.00% | 50 | | 7 | | | N | S,M,SC | 1 | | |
| Exc Award (06/30/2022) | | | | | | | | | | | | | | | | | | |
| 100060 | CHENNAI GOLDEN PARADISE | 08/21/2007 | Active | 17 | 0 | 1 | -1 | -5.56% | 27 | 4 | 1 | | 4 | N | S,T,M,SC | 0 | | |
| 66705 | CHENNAI GOLDEN PARK | 10/21/2002 | Active | 30 | 0 | 0 | 0 | 0.00% | 30 | | 0 | | | R | | 0 | | \$1,119.80 |
| Exc Award (06/30/2022) | | | | | | | | | | | | | | | | | | |
| 67111 | CHENNAI GOLDEN RAYS | 01/14/2003 | Cancelled(8*) | 0 | 0 | 9 | -9 | -100.00% | 9 | 13 | 8 | 1 | None | | P,S,T,M,VP SC | 24+ | 90+ Days | |
| 101118 | CHENNAI GOLDEN ROSES | 01/29/2008 | Active | 21 | 0 | 4 | -4 | -16.00% | 25 | 4 | 5 | | | N | M,SC | 0 | | |
| Exc Award (06/30/2019, 06/30/2021) | | | | | | | | | | | | | | | | | | |
| 108568 | CHENNAI GOLDEN STARS | 06/24/2010 | Active | 19 | 15 | 16 | -1 | -5.00% | 27 | 9 | 0 | | | N | | 4 | | |



Club Health Assessment for District 324 M through December 2024

| | | | Status | Membership | | | | | | | Reports | | | | | Finance | | LCIF |
|-------------|--|--------------|---|-----------------------------|-------------------|---------------------|----------------|---|----------------------------|--|-------------------------------------|------------------------------------|------------------------|---|---------------------------------------|-----------------|-----------------------------------|------|
| Club Number | Club Name | Charter Date | | Current Member Count | YTD Members Added | YTD Members Dropped | YTD Net Growth | YTD Net Growth% | Member Count 12 Months Ago | Avg. length of service for dropped members | Months Since Last MMR *** | Yrs. Since Last Officer Report | President Rotation | Vice President Reported **** | Months Since Last Activity Report *** | Account Balance | Donations for current Fiscal Year | |
| | | | Number of times on status quo within last two years | If below 15 members appears | | | | If net loss is greater than 20% appears | | | If no report in 3 months appears in | When more than one year appears in | Number of repeat terms | Notes the officers that do not have an active | If no report at 12 months red | | | |
| 106288 | CHENNAI GOLDEN SUN | 08/18/2009 | Active | 33 | 5 | 1 | 4 | 13.79% | 31 | 3 | 3 | | | N | 1 | | | |
| | Exc Award (06/30/2022) | | | | | | | | | | | | | | | | | |
| 116944 | CHENNAI GOLDEN TOWERS | 05/23/2012 | Active | 21 | 0 | 0 | 0 | 0.00% | 18 | | 4 | | | N | VP | 0 | | |
| | Exc Award (06/30/2022, 06/30/2023) | | | | | | | | | | | | | | | | | |
| 111699 | CHENNAI GREEN CITY | 07/28/2011 | Active | 17 | 1 | 5 | -4 | -19.05% | 19 | 5 | 0 | | | N | P | 0 | | |
| | Exc Award (06/30/2022, 06/30/2023, 06/30/2024) | | | | | | | | | | | | | | | | | |
| 143654 | Chennai Green Fields | 11/19/2020 | Active(2) | 9 | 0 | 0 | 0 | 0.00% | 16 | | 11 | | None | P,S,T,M,VP SC | 3 | | | |
| 130784 | Chennai Green Park | 06/12/2017 | Active | 19 | 6 | 0 | 6 | 46.15% | 13 | | 3 | | | R | P,T,M,VP | 4 | 90+ Days | |
| 150859 | Chennai Infinity | 05/24/2022 | Active | 32 | 0 | 2 | -2 | -5.88% | 31 | 2 | 0 | | | | S,VP,SC | 2 | | |
| | Exc Award (06/30/2023) | | | | | | | | | | | | | | | | \$1,167.71 | |
| 132271 | Chennai Jasmine | 08/01/2017 | Active | 12 | 0 | 1 | -1 | -7.69% | 16 | 7 | 3 | | | N | | 3 | | |
| | Exc Award (06/30/2019, 06/30/2021, 06/30/2022) | | | | | | | | | | | | | | | | | |
| 125529 | Chennai Kongunadu | 07/29/2015 | Active | 58 | 1 | 0 | 1 | 1.75% | 57 | | 4 | | | N | M,VP,SC | 2 | \$503.14 | |
| | Exc Award (06/30/2022, 06/30/2023, 06/30/2024) | | | | | | | | | | | | | | | | | |
| 136076 | Chennai Konnur Friends | 08/08/2018 | Active(1) | 4 | 1 | 0 | 1 | 33.33% | 6 | | 5 | | | | M,VP,SC | 17 | | |
| 129472 | Chennai KVG | 12/15/2016 | Active | 21 | 0 | 0 | 0 | 0.00% | 38 | | 6 | | | N | | 0 | | |
| | Exc Award (06/30/2018, 06/30/2022, 06/30/2024) | | | | | | | | | | | | | | | | | |
| 117421 | CHENNAI M P MANIVANNAN | 07/13/2012 | Active | 23 | 0 | 0 | 0 | 0.00% | 23 | | 3 | | | N | | 3 | | |
| | Exc Award (06/30/2022) | | | | | | | | | | | | | | | | | |
| 147512 | Chennai Maanagaram | 07/08/2021 | Active(1) | 20 | 0 | 1 | -1 | -4.76% | 21 | 3 | 0 | | | | M,VP,SC | 1 | | |
| 135617 | Chennai Marina Friends | 07/26/2018 | Active | 11 | 0 | 0 | 0 | 0.00% | 25 | | 3 | | | N | | 4 | | |
| | Exc Award (06/30/2019, 06/30/2022) | | | | | | | | | | | | | | | | | |
| 124537 | Chennai Marina Garden | 04/03/2015 | Active | 21 | 1 | 0 | 1 | 5.00% | 15 | | 4 | | | N | VP | 24+ | | |
| 109039 | CHENNAI MARINA LIGHT HOUSE | 08/06/2010 | Active | 35 | 4 | 5 | -1 | -2.78% | 30 | 1 | 0 | | | N | M,SC | 0 | \$59.90 | |
| | Exc Award (06/30/2022, 06/30/2023, 06/30/2024) | | | | | | | | | | | | | | | | | |
| 66562 | CHENNAI MEENAKSHI | 08/14/2002 | Active | 58 | 0 | 0 | 0 | 0.00% | 75 | | 5 | | | | M,VP,SC | 24+ | | |
| 117424 | CHENNAI METRO FRIENDS | 07/18/2012 | Active | 34 | 0 | 1 | -1 | -2.86% | 34 | 3 | 0 | | | N | | 0 | | |
| 129843 | Chennai Metro Kingdom | 01/19/2017 | Active | 13 | 0 | 0 | 0 | 0.00% | 15 | | 6 | | | N | P,T,M,VP,SC | 0 | | |



Club Health Assessment for District 324 M through December 2024

| | | | Status | Membership | | | | | | | Reports | | | | | Finance | | LCIF |
|--|-----------------------------|--------------|---|-----------------------------|-------------------|---------------------|----------------|---|----------------------------|--|-------------------------------------|------------------------------------|------------------------|---|--|-----------------|-----------------------------------|------|
| Club Number | Club Name | Charter Date | | Current Member Count | YTD Members Added | YTD Members Dropped | YTD Net Growth | YTD Net Growth% | Member Count 12 Months Ago | Avg. length of service for dropped members | Months Since Last MMR *** | Yrs. Since Last Officer Report | President Rotation | Vice President Reported **** | Months Since Last Activity Report *** | Account Balance | Donations for current Fiscal Year | |
| | | | Number of times on status quo within last two years | If below 15 members appears | | | | If net loss is greater than 20% appears | | | If no report in 3 months appears in | When more than one year appears in | Number of repeat terms | Notes the officers that do not have an active | If no report at 12 months appears in red | | | |
| 122411 | Chennai Metro Shining Stars | 06/18/2014 | Active | 10 | 1 | 0 | 1 | 11.11% | 13 | | 4 | | 2 | N | 2 | | \$59.90 | |
| Exc Award (06/30/2023) | | | | | | | | | | | | | | | | | | |
| 131348 | Chennai Metropolis | 06/20/2017 | Active(1) | 14 | 0 | 0 | 0 | 0.00% | 26 | | 1 | | | M,VP,SC | 2 | | | |
| Exc Award (06/30/2018, 06/30/2021, 06/30/2022) | | | | | | | | | | | | | | | | | | |
| 97432 | CHENNAI MID TOWN | 06/29/2006 | Active | 9 | 0 | 0 | 0 | 0.00% | 9 | | 2 | | | N | 1 | | \$167.72 | |
| Exc Award (06/30/2023) | | | | | | | | | | | | | | | | | | |
| 134784 | Chennai Millennium Friends | 05/18/2018 | Active | 40 | 1 | 1 | 0 | 0.00% | 48 | 1 | 0 | | | R | 2 | | \$119.80 | |
| Exc Award (06/30/2022, 06/30/2023) | | | | | | | | | | | | | | | | | | |
| 146619 | Chennai Miracle | 06/11/2021 | Cancelled(8*) | 0 | 0 | 29 | -29 | -100.00% | 29 | 3 | 2 | | None | P,S,T,M,VP SC | 3 | 90+ Days | | |
| Exc Award (06/30/2022) | | | | | | | | | | | | | | | | | | |
| 120193 | Chennai Motherland | 08/21/2013 | Active | 21 | 0 | 0 | 0 | 0.00% | 26 | | 6 | | | N | 1 | 90+ Days | | |
| 144902 | Chennai Motherland Friends | 01/18/2021 | Active | 30 | 0 | 2 | -2 | -6.25% | 31 | 0 | 1 | | | N | 3 | | | |
| Exc Award (06/30/2022) | | | | | | | | | | | | | | | | | | |
| 132742 | Chennai Mylai Kabali | 09/26/2017 | Active | 5 | 0 | 0 | 0 | 0.00% | 11 | | 1 | | 2 | N | M,SC | 24+ | | |
| 134822 | Chennai Mylai Pearls | 06/01/2018 | Active | 27 | 1 | 13 | -12 | -30.77% | 39 | 2 | 0 | | | N | SC | 4 | | |
| Exc Award (06/30/2022, 06/30/2023) | | | | | | | | | | | | | | | | | | |
| 108697 | CHENNAI NATURALS | 10/06/2010 | Active | 18 | 0 | 1 | -1 | -5.26% | 25 | 13 | 2 | | | R | VP | 2 | | |
| Exc Award (06/30/2022) | | | | | | | | | | | | | | | | | | |
| 115299 | CHENNAI NESAM CITY | 10/14/2011 | Active | 6 | 0 | 0 | 0 | 0.00% | 7 | | 5 | | None | N | P,VP,SC | 24+ | | |
| 108597 | CHENNAI NEW PRESIDENCY | 06/24/2010 | Active | 30 | 0 | 3 | -3 | -9.09% | 38 | 12 | 0 | | | M,VP,SC | 11 | | | |
| 150977 | Chennai New University | 06/23/2022 | Active(2) | 22 | 1 | 0 | 1 | 4.76% | 21 | | 5 | | | N | S,T | 19 | | |
| 151373 | Chennai Noble Knights | 06/27/2022 | Active | 14 | 1 | 3 | -2 | -12.50% | 26 | 2 | 0 | | 2 | P,VP | 4 | | \$230.01 | |
| Exc Award (06/30/2023) | | | | | | | | | | | | | | | | | | |
| 112172 | CHENNAI ORCHID | 09/06/2011 | Cancelled(8*) | 0 | 0 | 25 | -25 | -100.00% | 46 | 7 | 0 | | None | N | P,S,T,M,VP SC | 14 | 90+ Days | |
| 131015 | CHENNAI PALLAVARAM | 06/06/2017 | Active | 12 | 0 | 0 | 0 | 0.00% | 6 | | 2 | | | N | | 2 | | |
| 68537 | CHENNAI PANAGAL PARK | 04/15/2003 | Active | 13 | 1 | 3 | -2 | -13.33% | 14 | 5 | 1 | | | N | T,M,SC | 2 | | |
| 120089 | Chennai Pattinam | 08/01/2013 | Active | 50 | 1 | 2 | -1 | -1.96% | 52 | 3 | 0 | | | N | | 0 | | |
| Exc Award (06/30/2021, 06/30/2022) | | | | | | | | | | | | | | | | | | |



Club Health Assessment for District 324 M through December 2024

| | | | Status | Membership | | | | | | Reports | | | | | Finance | LCIF | |
|-------------|--|--------------|---|-----------------------------|-------------------|---------------------|----------------|---|----------------------------|--|-------------------------------------|------------------------------------|------------------------|---|---------------------------------------|-----------------|-----------------------------------|
| Club Number | Club Name | Charter Date | | Current Member Count | YTD Members Added | YTD Members Dropped | YTD Net Growth | YTD Net Growth% | Member Count 12 Months Ago | Avg. length of service for dropped members | Months Since Last MMR *** | Yrs. Since Last Officer Report | President Rotation | Vice President Reported **** | Months Since Last Activity Report *** | Account Balance | Donations for current Fiscal Year |
| | | | Number of times on status quo within last two years | If below 15 members appears | | | | If net loss is greater than 20% appears | | | If no report in 3 months appears in | When more than one year appears in | Number of repeat terms | Notes the officers that do not have an active | If no report at 12 months red | | |
| 97353 | CHENNAI PERIAMET | 06/20/2006 | Active | 16 | 0 | 0 | 0 | 0.00% | 13 | | 6 | | 2 | N | 2 | | |
| 123805 | Chennai Phoenix | 12/17/2014 | Active | 37 | 0 | 0 | 0 | 0.00% | 36 | | 2 | | | R | 4 | | \$299.49 |
| | Exc Award (06/30/2023, 06/30/2024) | | | | | | | | | | | | | | | | |
| 142088 | Chennai Power House | 07/07/2020 | Active | 20 | 2 | 4 | -2 | -9.09% | 25 | 5 | 2 | | | N | T,M,SC | 1 | \$299.49 |
| | Exc Award (06/30/2023) | | | | | | | | | | | | | | | | |
| 150449 | Chennai Rainbow | 04/11/2022 | Active | 11 | 0 | 4 | -4 | -26.67% | 19 | 2 | 0 | | | N | M | 5 | |
| 141534 | Chennai Reinforce | 05/29/2020 | Active(2) | 18 | 2 | 3 | -1 | -5.26% | 19 | 4 | 3 | | | | P,M,VP,SC | 2 | |
| 106189 | CHENNAI ROYAL ASHOK NAGAR | 08/04/2009 | Active | 21 | 0 | 2 | -2 | -8.70% | 29 | 1 | 2 | | | N | T,M,SC | 3 | |
| 125253 | Chennai Royal Challengers | 06/22/2015 | Active(1) | 21 | 5 | 3 | 2 | 10.53% | 14 | 5 | 0 | | | N | P,M,SC | 5 | |
| | Exc Award (06/30/2022) | | | | | | | | | | | | | | | | |
| 112055 | CHENNAI ROYAL ELITE | 08/16/2011 | Active | 17 | 0 | 2 | -2 | -10.53% | 19 | 16 | 0 | | 2 | | P,M,VP,SC | 3 | \$239.59 |
| | Exc Award (06/30/2021) | | | | | | | | | | | | | | | | |
| 64637 | CHENNAI ROYAL EXCELLENCE | 08/16/2001 | Active(2) | 68 | 0 | 16 | -16 | -19.05% | 92 | 6 | 5 | | 3 | N | S,M,VP,SC | 22 | |
| | Exc Award (06/30/2023) | | | | | | | | | | | | | | | | |
| 117425 | CHENNAI SANGAMAM | 07/18/2012 | Active | 54 | 1 | 0 | 1 | 1.89% | 49 | | 0 | | | N | | 0 | \$563.04 |
| | Exc Award (06/30/2021, 06/30/2023, 06/30/2024) | | | | | | | | | | | | | | | | |
| 150846 | Chennai Scholars | 06/23/2022 | Active(1) | 22 | 0 | 0 | 0 | 0.00% | 22 | | 6 | | | R | S,T,M,SC | 13 | |
| | Exc Award (06/30/2023) | | | | | | | | | | | | | | | | |
| 130517 | Chennai Sengathir | 03/27/2017 | Active(1) | 9 | 0 | 0 | 0 | 0.00% | 9 | | 36 | 3 | None | | P,S,T,M,VP SC | 24+ | |
| 65190 | CHENNAI SILVER PEARLS | 04/15/2002 | Active | 31 | 1 | 5 | -4 | -11.43% | 33 | 11 | 0 | | | N | | 0 | \$179.70 |
| | Exc Award (06/30/2022, 06/30/2023, 06/30/2024) | | | | | | | | | | | | | | | | |
| 63905 | CHENNAI SKYLINE | 01/08/2001 | Active | 93 | 0 | 0 | 0 | 0.00% | 92 | | 5 | | | | VP,SC | 1 | |
| | Exc Award (06/30/2022, 06/30/2023, 06/30/2024) | | | | | | | | | | | | | | | | |
| 131684 | Chennai Smart City | 07/03/2017 | Status Quo(2) | 8 | 0 | 12 | -12 | -60.00% | 0 | 3 | 0 | | | | P,M,VP,SC | 3 | 90+ Days |
| 138831 | Chennai South Stars | 07/18/2019 | Active | 25 | 5 | 0 | 5 | 25.00% | 21 | | 5 | | | N | | 0 | \$134.18 |
| | Exc Award (06/30/2021, 06/30/2022) | | | | | | | | | | | | | | | | |
| 131685 | Chennai Sukras | 07/03/2017 | Active | 16 | 0 | 0 | 0 | 0.00% | 16 | | 7 | | | N | | 24+ | |



Club Health Assessment for District 324 M through December 2024

| Club Number | Club Name | Charter Date | Status | Membership | | | | | | | Reports | | | | | Finance | LCIF |
|-------------|------------------------------------|--------------|---|-----------------------------|-------------------|---------------------|----------------|---|----------------------------|--|----------------------------------|------------------------------------|------------------------|---|---------------------------------------|-----------------|-----------------------------------|
| | | | | Current Member Count | YTD Members Added | YTD Members Dropped | YTD Net Growth | YTD Net Growth% | Member Count 12 Months Ago | Avg. length of service for dropped members | Months Since Last MMR *** | Yrs. Since Last Officer Report | President Rotation | Vice President Reported **** | Months Since Last Activity Report *** | Account Balance | Donations for current Fiscal Year |
| | | | Number of times on status quo within last two years | If below 15 members appears | | | | If net loss is greater than 20% appears | | | If no report in 3 months appears | When more than one year appears in | Number of repeat terms | Notes the officers that do not have an active | If no report at 12 months red | | |
| 119643 | Chennai Sunrisers | 06/14/2013 | Active | 37 | 0 | 3 | -3 | -7.50% | 35 | 6 | 4 | | | N | 3 | | \$503.14 |
| 128238 | Chennai Sunshine | 07/21/2016 | Active | 26 | 0 | 2 | -2 | -7.14% | 27 | 2 | 0 | | | N | VP,SC | 4 | \$149.75 |
| 106399 | CHENNAI SUPER KINGS | 08/26/2009 | Active | 31 | 2 | 0 | 2 | 6.90% | 31 | | 5 | | | N | SC | 1 | 90+ Days \$35.94 |
| | Exc Award (06/30/2022, 06/30/2023) | | | | | | | | | | | | | | | | |
| 115176 | CHENNAI SUPREME | 09/29/2011 | Active | 17 | 0 | 0 | 0 | 0.00% | 20 | | 6 | | 4 | N | T,M,SC | 1 | |
| | Exc Award (06/30/2022) | | | | | | | | | | | | | | | | |
| 135791 | Chennai Supreme Stars | 07/29/2018 | Active(1) | 30 | 4 | 2 | 2 | 7.14% | 27 | 4 | 1 | | | N | S,VP,SC | 24+ | |
| 143881 | Chennai Symphony | 12/29/2020 | Status Quo(1) | 0 | 0 | 26 | -26 | -100.00% | 26 | 4 | 2 | | None | | P,S,T,M,VP SC | 2 | 90+ Days \$503.14 |
| | Exc Award (06/30/2023) | | | | | | | | | | | | | | | | |
| 119645 | Chennai Thayagam | 06/14/2013 | Active | 12 | 0 | 0 | 0 | 0.00% | 18 | | 6 | | | | M,VP,SC | 24+ | |
| 139409 | Chennai Thirumangalam | 08/08/2019 | Active(1) | 15 | 0 | 0 | 0 | 0.00% | 14 | | 6 | | | N | | 0 | |
| 109052 | CHENNAI TULIPS | 08/11/2010 | Active(1) | 16 | 4 | 3 | 1 | 6.67% | 18 | 10 | 3 | | 2 | N | VP | 3 | |
| 146152 | Chennai Unicorns | 05/21/2021 | Active | 26 | 0 | 4 | -4 | -13.33% | 29 | 5 | 0 | | | | T,M,VP,SC | 2 | \$1,000.00 |
| | Exc Award (06/30/2022) | | | | | | | | | | | | | | | | |
| 64675 | CHENNAI VIDYODAYA | 09/11/2001 | Active | 28 | 1 | 0 | 1 | 3.70% | 29 | | 0 | | | N | | 0 | |
| | Exc Award (06/30/2018, 06/30/2022) | | | | | | | | | | | | | | | | |
| 144631 | Chennai VIP | 12/29/2020 | Active | 0 | 0 | 16 | -16 | -100.00% | 27 | 5 | 1 | | None | | P,S,T,M,VP SC | 2 | |
| 120134 | Chennai White City | 08/12/2013 | Active | 23 | 0 | 0 | 0 | 0.00% | 22 | | 7 | | | | P,M,VP,SC | 12 | |
| 117422 | CHENNAI WISDOM | 07/18/2012 | Active(1) | 22 | 4 | 0 | 4 | 22.22% | 16 | | 4 | | | N | | 12 | |
| | Exc Award (06/30/2023) | | | | | | | | | | | | | | | | |
| 35656 | MADRAS ABHIRAMAPURAM | 05/08/1978 | Active | 16 | 0 | 0 | 0 | 0.00% | 16 | | 7 | | | R | | 2 | |
| | Exc Award (06/30/2023) | | | | | | | | | | | | | | | | |
| 51003 | MADRAS ALWARPET | 10/15/1990 | Active | 28 | 2 | 2 | 0 | 0.00% | 28 | 23 | 0 | | | N | M,SC | 2 | |
| 32476 | MADRAS BESANT NAGAR | 06/23/1976 | Active(1) | 21 | 0 | 7 | -7 | -25.00% | 28 | 4 | 1 | | | N | | 1 | |
| 35875 | MADRAS CATHEDRAL | 06/28/1978 | Active | 43 | 0 | 0 | 0 | 0.00% | 45 | | 2 | | | N | M,SC | 1 | |
| | Exc Award (06/30/2021, 06/30/2022) | | | | | | | | | | | | | | | | |
| 50812 | MADRAS CHEPAUK | 06/28/1990 | Active(1) | 51 | 0 | 0 | 0 | 0.00% | 52 | | 6 | | | N | SC | 3 | |
| | Exc Award (06/30/2023) | | | | | | | | | | | | | | | | |



Club Health Assessment for District 324 M through December 2024

| | | | Status | Membership | | | | | | | Reports | | | | | Finance | | LCIF |
|-------------|---|--------------|---|-----------------------------|-------------------|---------------------|----------------|-----------------|---|--|---------------------------|-------------------------------------|------------------------------------|------------------------------|---|--|-----------------------------------|------|
| Club Number | Club Name | Charter Date | | Current Member Count | YTD Members Added | YTD Members Dropped | YTD Net Growth | YTD Net Growth% | Member Count 12 Months Ago | Avg. length of service for dropped members | Months Since Last MMR *** | Yrs. Since Last Officer Report | President Rotation | Vice President Reported **** | Months Since Last Activity Report *** | Account Balance | Donations for current Fiscal Year | |
| | | | Number of times on status quo within last two years | If below 15 members appears | | | | | If net loss is greater than 20% appears | | | If no report in 3 months appears in | When more than one year appears in | Number of repeat terms | Notes the officers that do not have an active | If no report at 12 months appears in red | | |
| 53638 | MADRAS COROMANDEL COAST Exc Award (06/30/2022, 06/30/2023) | 08/28/1992 | Active(1) | 29 | 0 | 16 | -16 | -35.56% | 55 | 2 | 0 | | | VP | 19 | | | |
| 26426 | MADRAS EAST Exc Award (06/30/2023) | 03/29/1968 | Active | 41 | 6 | 0 | 6 | 17.14% | 39 | | 1 | | N | T | 3 | | | |
| 36272 | MADRAS EGMORE Exc Award (06/30/2022) | 11/10/1978 | Active | 50 | 1 | 3 | -2 | -3.85% | 53 | 10 | 0 | | N | SC | 0 | | \$1,000.00 | |
| 36417 | MADRAS ELLIOTS BEACH Exc Award (06/30/2022) | 12/18/1978 | Active | 11 | 1 | 1 | 0 | 0.00% | 12 | 30 | 3 | | N | M,VP | 2 | | | |
| 41253 | MADRAS FORT ST GEORGE Exc Award (06/30/2019, 06/30/2021, 06/30/2022) | 04/30/1982 | Active | 44 | 2 | 1 | 1 | 2.33% | 37 | 1 | 0 | | N | | 0 | | | |
| 57168 | MADRAS GOLDEN CITY Exc Award (06/30/2019) | 06/30/1995 | Active | 76 | 5 | 0 | 5 | 7.04% | 81 | | 1 | | N | | 1 | | | |
| 60164 | MADRAS GOLDEN JUBILEE Exc Award (06/30/2022) | 12/01/1997 | Active | 26 | 0 | 0 | 0 | 0.00% | 28 | | 4 | | | S,M,VP,SC | 0 | | | |
| 42124 | MADRAS GREATER Exc Award (06/30/2023) | 12/13/1982 | Active | 20 | 0 | 1 | -1 | -4.76% | 21 | 5 | 5 | | N | VP | 4 | | | |
| 55236 | MADRAS GREENWAYS Exc Award (06/30/2024) | 01/17/1994 | Active | 19 | 0 | 0 | 0 | 0.00% | 17 | | 0 | | IP | P | 14 | | | |
| 61958 | MADRAS HARMONY Exc Award (06/30/2024) | 05/14/1999 | Active | 43 | 5 | 2 | 3 | 7.50% | 35 | 16 | 0 | | N | VP | 0 | | | |
| 26425 | MADRAS HOST | 09/21/1957 | Active | 26 | 0 | 0 | 0 | 0.00% | 26 | | 9 | | | P,M,VP,SC | 11 | | | |
| 58768 | MADRAS KRS Exc Award (06/30/2023) | 10/11/1996 | Active(1) | 23 | 2 | 6 | -4 | -14.81% | 31 | 5 | 0 | | N | M | 2 | | \$1,000.00 | |
| 49653 | MADRAS LEO CITY | 06/27/1989 | Cancelled(8*) | 0 | 0 | 16 | -16 | -100.00% | 16 | 27 | 0 | 1 | None | P,S,T,M,VP SC | 24+ | 90+ Days | | |
| 49718 | MADRAS LUZ Exc Award (06/30/2018, 06/30/2022) | 06/27/1989 | Active | 26 | 0 | 2 | -2 | -7.14% | 30 | 1 | 0 | | N | | 0 | | \$95.84 | |
| 34572 | MADRAS MARINA BEACH Exc Award (06/30/2023) | 10/10/1977 | Active | 25 | 0 | 2 | -2 | -7.41% | 30 | 1 | 5 | | N | | 0 | | | |




Club Health Assessment for District 324 M through December 2024

| | | | Status | Membership | | | | | | | Reports | | | | | Finance | LCIF |
|-------------|---|--------------|---|-----------------------------|-------------------|---------------------|----------------|---|----------------------------|--|-------------------------------------|------------------------------------|------------------------|---|--|-----------------|-----------------------------------|
| Club Number | Club Name | Charter Date | | Current Member Count | YTD Members Added | YTD Members Dropped | YTD Net Growth | YTD Net Growth% | Member Count 12 Months Ago | Avg. length of service for dropped members | Months Since Last MMR *** | Yrs. Since Last Officer Report | President Rotation | Vice President Reported **** | Months Since Last Activity Report *** | Account Balance | Donations for current Fiscal Year |
| | | | Number of times on status quo within last two years | If below 15 members appears | | | | If net loss is greater than 20% appears | | | If no report in 3 months appears in | When more than one year appears in | Number of repeat terms | Notes the officers that do not have an active | If no report at 12 months appears in red | | |
| 39379 | MADRAS MELVIN JONES Exc Award (06/30/2023) | 01/26/1981 | Active | 17 | 0 | 1 | -1 | -5.56% | 20 | 14 | 3 | | | N | 0 | | \$407.31 |
| 35260 | MADRAS METRO CENTRAL Exc Award (06/30/2022, 06/30/2023) | 03/03/1978 | Active | 39 | 8 | 0 | 8 | 25.81% | 35 | | 1 | | | N | P,M,VP,SC 1 | | |
| 44133 | MADRAS MYLAPORE Exc Award (06/30/2022, 06/30/2023) | 06/14/1984 | Active | 22 | 2 | 3 | -1 | -4.35% | 27 | 7 | 0 | | 2 | N | 0 | | \$1,000.00 |
| 40287 | MADRAS NUNGAMBAKKAM Exc Award (06/30/2023) | 07/06/1981 | Active(1) | 22 | 0 | 0 | 0 | 0.00% | 22 | | 7 | | | | M,VP,SC 1 | | |
| 37499 | MADRAS PARK TOWN Exc Award (06/30/2021, 06/30/2022, 06/30/2023) | 08/29/1979 | Active | 65 | 7 | 1 | 6 | 10.17% | 58 | 21 | 3 | | | N | 2 | | |
| 50813 | MADRAS PASUMPON Exc Award (06/30/2022) | 06/27/1990 | Active | 22 | 0 | 0 | 0 | 0.00% | 29 | | 2 | | | R | S,T,M,VP,SC 0 | | |
| 61012 | MADRAS PONMANAM Exc Award (06/30/2022, 06/30/2024) | 06/30/1998 | Active | 79 | 8 | 2 | 6 | 8.22% | 78 | 4 | 0 | | | N | 0 | | \$610.96 |
| 33119 | MADRAS PORUR Exc Award (06/30/2022, 06/30/2023) | 12/08/1976 | Active | 32 | 1 | 0 | 1 | 3.23% | 36 | | 2 | | | N | SC 1 | | |
| 44134 | MADRAS PRESIDENCY Exc Award (06/30/2021, 06/30/2022, 06/30/2023) | 06/20/1984 | Active | 26 | 0 | 1 | -1 | -3.70% | 27 | 28 | 0 | | | | M,VP,SC 0 | | |
| 40067 | MADRAS PURASAWALKAM Exc Award (06/30/2023) | 06/23/1981 | Active | 23 | 1 | 0 | 1 | 4.55% | 22 | | 4 | | None | | P,M,VP,SC 4 | | |
| 38104 | MADRAS RAJA ANNAMALAIPURAM Exc Award (06/30/2023) | 02/20/1980 | Active | 10 | 0 | 2 | -2 | -16.67% | 12 | 3 | 0 | | | | M,VP,SC 11 | 90+ Days | |
| 49423 | MADRAS SAIDAPET Exc Award (06/30/2018, 06/30/2022) | 04/13/1989 | Active | 16 | 1 | 1 | 0 | 0.00% | 21 | 17 | 0 | | | R | M,SC 1 | | |
| 60165 | MADRAS SINGARA CHENNAI Exc Award (06/30/2022) | 12/02/1997 | Active | 26 | 0 | 0 | 0 | 0.00% | 25 | | 0 | | | R | T,SC 3 | | |
| 58400 | MADRAS SOUTH CITY Exc Award (06/30/2021, 06/30/2022) | 06/12/1996 | Active | 20 | 0 | 0 | 0 | 0.00% | 23 | | 5 | | | N | 0 | | |
| 26429 | MADRAS SOUTH MADRAS | 08/24/1959 | Active | 42 | 1 | 0 | 1 | 2.44% | 43 | | 3 | | | N | 1 | | |
| 53573 | MADRAS STERLING AVENUE | 08/03/1992 | Active | 31 | 3 | 5 | -2 | -6.06% | 33 | 3 | 2 | | | | VP,SC 1 | | \$670.02 |



Club Health Assessment for District 324 M through December 2024

|  | | | Status | Membership | | | | | | | Reports | | | | | Finance | | LCIF |
|--|--------------------------|--------------|---|-----------------------------|-------------------|---------------------|----------------|---|----------------------------|--|-------------------------------------|------------------------------------|------------------------|---|--|-----------------|-----------------------------------|------|
| Club Number | Club Name | Charter Date | | Current Member Count | YTD Members Added | YTD Members Dropped | YTD Net Growth | YTD Net Growth% | Member Count 12 Months Ago | Avg. length of service for dropped members | Months Since Last MMR *** | Yrs. Since Last Officer Report | President Rotation | Vice President Reported **** | Months Since Last Activity Report *** | Account Balance | Donations for current Fiscal Year | |
| | | | Number of times on status quo within last two years | If below 15 members appears | | | | If net loss is greater than 20% appears | | | If no report in 3 months appears in | When more than one year appears in | Number of repeat terms | Notes the officers that do not have an active | If no report at 12 months appears in red | | | |
| Exc Award (06/30/2022, 06/30/2023, 06/30/2024) | 46454 MADRAS T NAGAR | 06/26/1986 | Active | 49 | 5 | 1 | 4 | 8.89% | 44 | 4 | 1 | | | N | 0 | | \$2,000.00 | |
| Exc Award (06/30/2021, 06/30/2024) | 44268 MADRAS TEYNAMPET | 09/24/1984 | Active | 24 | 2 | 2 | 0 | 0.00% | 31 | 13 | 3 | | | M,VP,SC | 0 | 90+ Days | \$23.96 | |
| Exc Award (06/30/2022) | 54313 MADRAS UNITED CITY | 04/05/1993 | Active(1) | 22 | 0 | 0 | 0 | 0.00% | 25 | | 6 | | | M,VP,SC | 11 | | | |
| Exc Award (06/30/2022) | 43429 MADRAS VELLACHERY | 01/09/1984 | Active | 175 | 10 | 13 | -3 | -1.69% | 183 | 11 | 0 | | | N | 0 | | \$1,820.90 | |
| Exc Award (06/30/2022, 06/30/2023, 06/30/2024) | 31613 MADRAS WEST | 01/20/1976 | Active | 29 | 1 | 0 | 1 | 3.57% | 28 | | 4 | | | T,M,VP,SC | 3 | 90+ Days | | |
| | 26441 PERAMBUR | 12/14/1963 | Active | 37 | 4 | 2 | 2 | 5.71% | 31 | 13 | 4 | | | M,VP,SC | 0 | | \$239.59 | |
| Exc Award (06/30/2022, 06/30/2024) | 100497 PORT BLAIR | 11/02/2007 | Active | 54 | 2 | 0 | 2 | 3.85% | 48 | | 3 | | | M,VP,SC | 2 | 90+ Days | | |
| Exc Award (06/30/2024) | 26453 THIRUVANMIYUR | 02/03/1970 | Active | 27 | 4 | 0 | 4 | 17.39% | 23 | | 2 | | | T,VP,SC | 3 | 90+ Days | | |
| Exc Award (06/30/2021, 06/30/2024) | | | | | | | | | | | | | | | | | | |

Clubs Cancelled Previous Fiscal Year – Clubs Cancelled within last 12 months may be reinstated

| Club Number | Club Name | Charter Date | Current Status* | Cancellation Date |
|-------------|---------------------------|--------------|-----------------|-------------------|
| 134819 | Aberdeen Andaman | 05/30/2018 | Cancelled(8*) | 12/29/2023 |
| 104817 | CHENNAI ARYABHATTA CAMPUS | 03/17/2009 | Cancelled(6*) | 09/29/2023 |
| 104794 | CHENNAI CHARAKA CAMPUS | 03/17/2009 | Cancelled(6*) | 09/29/2023 |
| 104793 | CHENNAI DARWIN CAMPUS | 02/24/2009 | Cancelled(6*) | 09/29/2023 |
| 104821 | CHENNAI DHANVANTRI CAMPUS | 03/17/2009 | Cancelled(8*) | 12/29/2023 |
| 104444 | CHENNAI IIET | 01/19/2009 | Cancelled(6*) | 09/29/2023 |
| 104820 | CHENNAI KEPLER CAMPUS | 03/17/2009 | Cancelled(6*) | 09/29/2023 |
| 104830 | CHENNAI PATHANJALI CAMPUS | 03/17/2009 | Cancelled(8*) | 12/29/2023 |




Club Health Assessment for District 324 M through December 2024

| | | | Membership | | | | | | | | Reports | | | | | Finance | | LCIF | | |
|---------------------------|-----------------------------------|---------------------------|---|-----------------------------|-------------------|---------------------|----------------|---|----------------------------|--|--------------------------------------|------------------------------------|----------------------------------|---|--|--|-----------------------------------|----------------------------|----------------------------------|----------------------------------|
| Club Number | Club Name | Charter Date | | Current Member Count | YTD Members Added | YTD Members Dropped | YTD Net Growth | YTD Net Growth% | Member Count 12 Months Ago | Avg. length of service for dropped members | Months Since Last MMR *** | Yrs. Since Last Officer Report | President Rotation | Vice President Reported **** | Months Since Last Activity Report *** | Account Balance | Donations for current Fiscal Year | | | |
| | | | | | | | | | | | | | | | | | | | | |
| | | | Number of times on status quo within last two years | If below 15 members appears | | | | If net loss is greater than 20% appears | | | If no report in 3 months appears in | When more than one year appears in | Number of repeat terms | Notes the officers that do not have an active | If no report at 12 months appears in red | | | | | |
| 104838 | CHENNAI RAMANUJAM | 03/17/2009 | Cancelled(6*) | 09/29/2023 | | | | | | | | | | | | | | | | |
| 137481 | Chennai Alandur | 02/18/2019 | Cancelled(8*) | 12/29/2023 | | | | | | | | | | | | | | | | |
| 104518 | CHENNAI ALBERT EINSTEIN CAMPUS | 01/26/2009 | Cancelled(6*) | 09/29/2023 | | | | | | | | | | | | | | | | |
| 129282 | Chennai Centennial Heroes | 11/14/2016 | Cancelled(6*) | 01/29/2024 | | | | | | | | | | | | | | | | |
| 139930 | Chennai Gopalapuram | 09/29/2019 | Cancelled(8*) | 12/29/2023 | | | | | | | | | | | | | | | | |
| 134778 | Chennai Great Vision | 05/21/2018 | Cancelled(8*) | 12/29/2023 | | | | | | | | | | | | | | | | |
| 104531 | CHENNAI HOMI J BHABA CAMPUS | 01/26/2009 | Cancelled(6*) | 09/29/2023 | | | | | | | | | | | | | | | | |
| 104443 | CHENNAI KSL CAMPUS LIONS CLUB | 01/19/2009 | Cancelled(6*) | 09/29/2023 | | | | | | | | | | | | | | | | |
| 104829 | CHENNAI MARIE CURIE CAMPUS | 03/17/2009 | Cancelled(6*) | 09/29/2023 | | | | | | | | | | | | | | | | |
| 104434 | CHENNAI MSW II CAMPUS LIONS CLUB | 01/19/2009 | Cancelled(6*) | 09/29/2023 | | | | | | | | | | | | | | | | |
| 147387 | Chennai North | 07/26/2021 | Cancelled(8*) | 12/29/2023 | | | | | | | | | | | | | | | | |
| 135616 | Chennai Pallavas | 07/26/2018 | Cancelled(8*) | 12/29/2023 | | | | | | | | | | | | | | | | |
| 131676 | Chennai Pole Star | 07/03/2017 | Cancelled(8*) | 12/29/2023 | | | | | | | | | | | | | | | | |
| 144987 | Chennai Rockers | 02/11/2021 | Cancelled(8*) | 12/29/2023 | | | | | | | | | | | | | | | | |
| 131713 | Chennai Sivalaya | 07/03/2017 | Cancelled(6*) | 07/29/2023 | | | | | | | | | | | | | | | | |
| 102753 | CHENNAI SOUTH CENTRAL | 06/28/2008 | Cancelled(8*) | 12/29/2023 | | | | | | | | | | | | | | | | |
| 142308 | Chennai Step Stone | 07/30/2020 | Cancelled(8*) | 02/29/2024 | | | | | | | | | | | | | | | | |
| 140126 | Chennai Thendral | 01/16/2020 | Cancelled(8*) | 12/29/2023 | | | | | | | | | | | | | | | | |
| 104819 | CHENNAI THOMAS ALVA EDISON CAMPUS | 03/17/2009 | Cancelled(6*) | 09/29/2023 | | | | | | | | | | | | | | | | |
| Current Total Clubs Count | YTD New Clubs Count | YTD Cancelled Clubs Count | YTD Net Club Gain | Current Total Members Count | YTD Add | YTD Drop | YTD Net Growth | YTD Net Growth % | Member Count 12 Months Ago | Average Member Count Per Club | % of Clubs with less than 20 members | % No MMR in 3 Months | % No Officer Report in 12 Months | % of Clubs with balance 90+ days | Number of Clubs in Status Quo | % Status Quo Clubs in Financial Suspension | Number of Cancelled Clubs | Average Cancelled Club Age | Members Lost Due to Cancellation | % of Clubs Non-Financial Reasons |
| 172 | 7 | 8 | -1 | 4,813 | 459 | 539 | -80 | -1.63% | 5,067 | 28 | 28% | 45% | 1% | 9% | 3 | 100% | 8 | 54 | 146 | -163% |



Club Health Assessment for District 324 M through December 2024

|  | | | Status | Membership | | | | | | | Reports | | | | Finance | LCIF | |
|--|-----------|--------------|---|-----------------------------|-------------------|---------------------|----------------|---|----------------------------|--|-------------------------------------|------------------------------------|------------------------|---|--|-----------------|-----------------------------------|
| Club Number | Club Name | Charter Date | | Current Member Count | YTD Members Added | YTD Members Dropped | YTD Net Growth | YTD Net Growth% | Member Count 12 Months Ago | Avg. length of service for dropped members | Months Since Last MMR *** | Yrs. Since Last Officer Report | President Rotation | Vice President Reported **** | Months Since Last Activity Report *** | Account Balance | Donations for current Fiscal Year |
| | | | Number of times on status quo within last two years | If below 15 members appears | | | | If net loss is greater than 20% appears | | | If no report in 3 months appears in | When more than one year appears in | Number of repeat terms | Notes the officers that do not have an active | If no report at 12 months appears in red | | |

* - P - Priority Club. Cancellation Reasons: 1-Objectives/conduct, 2-Non-active club, 5-Non-existing club, 6-Disbanding, 7-Merger, 8-Financial Suspension, 9-District/Multiple District Dues.
** - Abbreviation: P-President, S-Secretary, T-Treasurer, M-Member Chairperson, VP-First Vice President, MC-Communications Chairperson, SC-Service Chairperson
*** - Abbreviation: N/R - Never reported using the Lions Clubs website, N/A - Not applicable, No password registered for the Lions Clubs website.
**** - Abbreviation: N - New, IP - Immediate Past, R - Repeat.